

MEMORANDUM

November 28, 2016

TO: Mayor and City Council
Moss Adams, City Auditor

FROM: Kurt O. Wilson, City Manager

SUBJECT: **MONTHLY REPORT OF INVESTMENT TRANSACTIONS FOR
SEPTEMBER 2016**

The Monthly Investment Reports prepared by the City's Investment Manager, Chandler Asset Management, are now available and have been posted on-line and may be located at the following link:

<http://www.stocktongov.com/government/departments/adminServices/finInv.html>

I am available to discuss and clarify the contents of this report.



KURT. O. WILSON
CITY MANAGER

KOW:kb

CC: Laurie Montes, Deputy City Manager
Scott R. Carney, Deputy City Manager
Christian Clegg, Assistant to the City Manager
Matt Paulin, Chief Financial Officer

Monthly Account Statement

City of Stockton Consolidated

September 1, 2016 through September 30, 2016

Chandler Team

For questions about your account,
please call (800) 317-4747 or
Email operations@chandlerasset.com

Custodian

Union Bank N.A.
Tina Guzman
(619)-230-3547

Information contained herein is confidential. We urge you to compare this statement to the one you receive from your qualified custodian. Prices are provided by IDC, an independent pricing source.



PORTFOLIO CHARACTERISTICS

Average Duration	1.96
Average Coupon	1.21 %
Average Purchase YTM	1.25 %
Average Market YTM	0.97 %
Average S&P/Moody Rating	AA+/Aa1
Average Final Maturity	2.14 yrs
Average Life	2.00 yrs

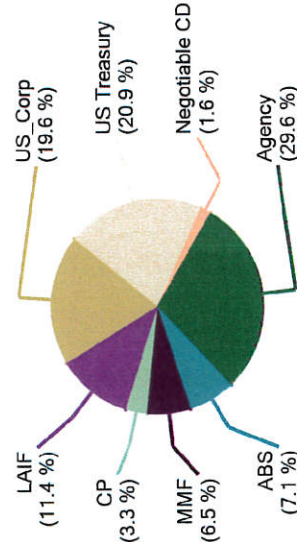
ACCOUNT SUMMARY

Market Value	Beg. Values as of 8/31/16	End Values as of 9/30/16
395,786,277	395,786,277	394,943,472
Accrued Interest	1,004,196	1,017,404
Total Market Value	396,790,473	395,960,876
Income Earned	399,638	693,516
Cont/WD		-1,233,372
Par	393,280,021	392,494,118
Book Value	392,696,819	391,898,854
Cost Value	392,367,155	391,585,494

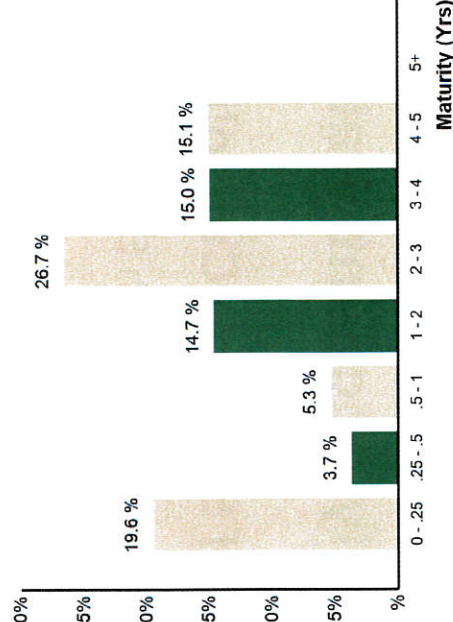
TOP ISSUERS

Issuer	% Portfolio
Government of United States	20.9 %
Federal National Mortgage Assoc	13.8 %
Local Agency Investment Fund	11.4 %
Federal Home Loan Mortgage Corp	9.2 %
Wells Fargo Advantage Govt #175	6.5 %
Federal Home Loan Bank	4.9 %
John Deere ABS	2.2 %
Honda ABS	1.7 %
	70.5 %

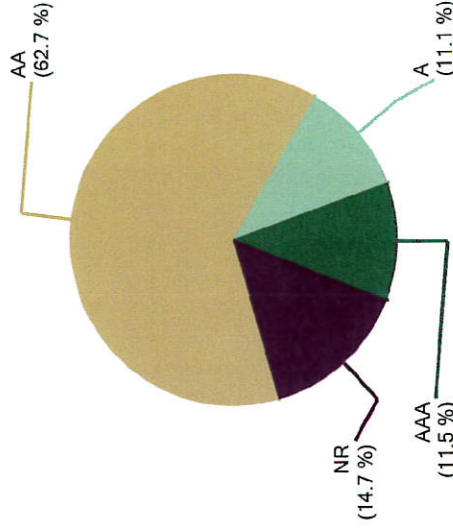
SECTOR ALLOCATION



MATURITY DISTRIBUTION



CREDIT QUALITY (S&P)



PERFORMANCE REVIEW


Total Rate of Return As of 9/30/2016	Current Month	Latest 3 Months	Year To Date	1 Yr	3 Yrs	Annualized 5 Yrs	10 Yrs	7/31/2007	Since 7/31/2007
City of Stockton Consolidated	0.10 %	-0.03 %	1.72 %	1.38 %	1.20 %	1.07 %	N/A	2.43 %	24.67 %



COMPLIANCE WITH INVESTMENT POLICY

This portfolio is a consolidation of assets managed by Chandler Asset Management and assets managed internally by Client. Chandler relies on Client to provide accurate information for reporting assets and producing this compliance statement.


Category	Standard	Comment
Local Agency Bonds	No Limitation; 5 year maximum maturity	Complies
Treasury Issues	No Limitation; 10 year maximum maturity	Complies
Agency Issues	No Limitation; 10 year maximum maturity	Complies
Banker's Acceptances	40% maximum; <180 days maturity	Complies
Commercial Paper	25% maximum; <270 days maturity; A-1/P-1/F-1 minimum ratings	Complies
Negotiable Certificates of Deposit	30% maximum; 5 years maximum maturity	Complies
Repurchase Agreements	No limitation; 1 year maximum maturity	Complies
Reverse Repurchase Agreements	20% maximum; <92 days maturity	Complies
Medium Term Notes	30% maximum; 5 years maximum maturity; A-rated or better	Complies
Money Market Mutual Funds	AAA/Aaa rated by two NRSRO; 20% maximum	Complies
Collateralized Certificates of Deposits	5 years maximum maturity	Complies
Time Deposits	5 years maximum maturity	Complies
Mortgage Pass-through and Asset Backed Securities	20% maximum; AA-rated issue; A-rated issuer	Complies
Local Agency Investment Fund - L.A.I.F.	Program limitation	Complies
Per issuer maximum	5% per issuer; except for Treasury, Agency issuers and money market funds	Complies
Maximum maturity	5 years; except 15% of assets can have a max. maturity of between 5 and 10 years	Complies



**City of Stockton Consolidated
Account #10021**

Holdings Report
As of 9/30/16

CUSIP	Security Description	Par Value/Units	Purchase Date Book Yield	Cost Value Book Value	Mkt Price Mkt YTM	Market Value Accrued Int.	% of Port. Gain/Loss	Moody/S&P Fitch	Maturity Duration
477879AC4	John Deere Owner Trust 2013-B A3 0.87% Due 8/15/2017	11,829.21	08/27/2013 0.88 %	11,827.60 11,828.85	99.99 0.87 %	11,828.22 4.57	0.00 % (0.63)	Aaa / NR AAA	0.87 0.02
43813JAC9	Honda Auto Receivables 2014-1 A3 0.67% Due 11/21/2017	551,650.47	Various 0.89 %	550,510.87 551,479.01	99.85 1.54 %	550,850.02 102.67	0.14 % (628.99)	Aaa / NR AAA	1.14 0.17
89231MAC9	Toyota Auto Receivables Owner 2014-A 0.67% Due 12/15/2017	479,625.72	Various 0.70 %	479,473.65 479,603.71	99.95 0.96 %	479,365.76 142.82	0.12 % (237.95)	Aaa / AAA NR	1.21 0.18
89231TAB6	Toyota Auto Receivables Owner 2015-C 0.92% Due 2/15/2018	875,860.15	08/18/2015 0.93 %	875,789.73 875,821.05	99.99 0.97 %	875,760.30 358.13	0.22 % (60.75)	Aaa / AAA NR	1.38 0.23
43814GAC4	Honda Auto Receivables 2014-2 A3 0.77% Due 3/19/2018	578,929.61	05/13/2014 0.78 %	578,860.02 578,915.03	99.94 0.95 %	578,590.36 160.97	0.15 % (324.67)	Aaa / AAA NR	1.47 0.34
47787VAC5	John Deere Owner Trust 2014-A A3 0.92% Due 4/16/2018	913,015.41	Various 0.92 %	913,075.62 913,028.42	99.94 1.11 %	912,486.77 373.32	0.23 % (541.65)	Aaa / NR AAA	1.54 0.31
43814HAC2	Honda Auto Receivables 2014-3 A3 0.88% Due 6/15/2018	861,474.79	08/12/2014 0.89 %	861,308.61 861,429.80	99.97 0.95 %	861,232.72 336.93	0.22 % (197.08)	NR / AAA AAA	1.71 0.39
16151GC2	Chase CHAIT Pool #2013-A8 1.01% Due 10/15/2018	2,545,000.00	Various 0.95 %	2,548,390.63 2,547,219.19	100.01 0.65 %	2,545,231.60 1,142.43	0.64 % (1,987.59)	Aaa / AAA AAA	2.04 0.02
47787AD6	John Deere Owner Trust 2014-B A3 1.07% Due 11/15/2018	2,260,952.69	Various 1.07 %	2,260,872.90 2,260,925.65	100.04 0.99 %	2,261,906.81 1,075.21	0.57 % 981.16	Aaa / NR AAA	2.13 0.48
89236WAC2	Toyota Auto Receivables Owner 2015-A 1.12% Due 2/15/2019	2,540,000.00	Various 1.19 %	2,538,205.91 2,538,939.16	100.07 1.01 %	2,541,844.04 1,264.35	0.64 % 2,904.88	Aaa / AAA NR	2.38 0.64
47788NAB4	John Deere Owner Trust 2016-B A2 1.09% Due 2/15/2019	2,915,000.00	07/19/2016 1.10 %	2,914,822.19 2,914,834.77	99.99 1.10 %	2,914,740.57 1,412.16	0.74 % (94.20)	Aaa / NR AAA	2.38 0.92
43813NAC0	Honda Auto Receivables 2015-2 A3 1.04% Due 2/21/2019	3,115,000.00	Various 1.12 %	3,111,531.78 3,112,593.03	100.04 0.99 %	3,116,193.05 899.89	0.79 % 3,600.02	NR / AAA AAA	2.39 0.75
65478WAB1	Nissan Auto Receivables Owner 2016-C A2A 1.07% Due 5/15/2019	2,040,000.00	08/02/2016 1.08 %	2,039,919.62 2,039,923.77	99.93 1.14 %	2,038,649.52 970.13	0.52 % (1,274.25)	Aaa / NR AAA	2.62 1.00
161571HH0	Chase CHAIT Pool #2016-A7 1.06% Due 9/16/2019	4,140,000.00	09/06/2016 1.08 %	4,139,643.13 4,139,660.63	100.02 1.04 %	4,140,732.78 2,194.20	1.05 % 1,072.15	Aaa / AAA AAA	2.96 0.93
47788MAC4	John Deere Owner Trust 2016-A A3 1.36% Due 4/15/2020	2,450,000.00	02/23/2016 1.37 %	2,449,614.37 2,449,668.95	100.09 1.31 %	2,452,271.15 1,480.89	0.62 % 2,602.20	Aaa / NR AAA	3.54 1.65
43814QAC2	Honda Auto Receivables 2016-2 A3 1.39% Due 4/15/2020	1,770,000.00	05/24/2016 1.40 %	1,769,965.66 1,769,968.65	100.43 1.16 %	1,777,687.11 1,093.47	0.45 % 7,718.46	Aaa / NR AAA	3.54 1.82
Total ABS		28,048,338.05	1.10 %	28,043,812.29 28,045,839.67	1.04 %	28,059,370.78 13,012.14	7.09 % 13,531.11	Aaa / AAA Aaa	2.47 0.79
AGENCY									
313379DD8	FHLB Note 1% Due 6/21/2017	1,500,000.00	12/27/2012 0.72 %	1,518,390.00 1,502,956.34	100.29 0.60 %	1,504,297.50 4,166.67	0.38 % 1,341.16	Aaa / AA+ AAA	0.72 0.72
3137EADJ5	FHLMC Note 1% Due 7/28/2017	2,750,000.00	Various 0.83 %	2,772,176.08 2,753,742.60	100.31 0.62 %	2,758,536.00 4,812.50	0.70 % 4,793.40	Aaa / AA+ AAA	0.82 0.82



**City of Stockton Consolidated
Account #10021**

Holdings Report

As of 9/30/16


CUSIP	Security Description	Par Value/Units	Purchase Date Book Yield	Cost Value Book Value	Mkt Price Mkt YTM	Market Value Accrued Int.	% of Port. Gain/Loss	Moody/S&P Fitch	Maturity Duration
3133EAY28	FFCB Note 0.83% Due 9/21/2017	3,115,000.00	Various 0.79 %	3,120,957.00 3,116,162.58	100.05 0.77 %	3,116,660.29 718.18	0.79 % 497.71	Aaa / AA+ AAA	0.98 0.97
3137EADL0	FHLMC Note 1% Due 9/29/2017	4,000,000.00	Various 1.15 %	3,977,747.00 3,994,265.20	100.31 0.69 %	4,012,464.00 222.22	1.01 % 18,198.80	Aaa / AA+ AAA	1.00 0.99
3137EADN6	FHLMC Note 0.75% Due 1/12/2018	4,700,000.00	07/28/2015 0.94 %	4,678,271.90 4,688,676.22	99.97 0.77 %	4,698,613.50 7,735.42	1.19 % 9,937.28	Aaa / AA+ AAA	1.28 1.27
313378A43	FHLB Note 1.375% Due 3/9/2018	5,285,000.00	Various 1.30 %	5,286,263.15 5,290,324.43	100.82 0.80 %	5,328,088.61 4,440.87	1.35 % 37,764.18	Aaa / AA+ AAA	1.44 1.43
3130A4GJ5	FHLB Note 1.125% Due 4/25/2018	3,335,000.00	Various 1.11 %	3,335,916.76 3,335,551.25	100.49 0.81 %	3,351,208.10 16,258.13	0.85 % 15,656.85	Aaa / AA+ AAA	1.57 1.55
3135G0WJ8	FNMA Note 0.875% Due 5/21/2018	5,300,000.00	Various 1.31 %	5,203,598.59 5,263,758.03	100.09 0.82 %	5,304,706.40 16,746.53	1.34 % 40,948.37	Aaa / AA+ AAA	1.64 1.62
3135G0E33	FNMA Note 1.125% Due 7/20/2018	5,300,000.00	Various 1.16 %	5,294,309.80 5,296,708.96	100.50 0.84 %	5,326,574.20 11,759.39	1.35 % 29,865.24	Aaa / AA+ AAA	1.80 1.78
880591EQ1	Tennessee Valley Authority Note 1.75% Due 10/15/2018	3,775,000.00	Various 1.59 %	3,803,947.65 3,787,134.52	101.69 0.91 %	3,838,672.94 30,462.15	0.98 % 51,538.42	Aaa / AA+ AAA	2.04 1.99
3135G0YT4	FNMA Note 1.625% Due 11/27/2018	3,750,000.00	Various 1.67 %	3,741,970.80 3,746,649.41	101.62 0.87 %	3,810,577.50 20,989.58	0.97 % 63,928.09	Aaa / AA+ AAA	2.16 2.11
313376BR5	FHLB Note 1.75% Due 12/14/2018	2,500,000.00	01/29/2014 1.62 %	2,515,350.00 2,506,937.27	101.81 0.92 %	2,545,135.00 13,003.47	0.65 % 38,197.73	Aaa / AA+ AAA	2.21 2.15
3135G0ZA4	FNMA Note 1.875% Due 2/19/2019	3,700,000.00	Various 1.71 %	3,727,352.70 3,713,783.59	102.23 0.93 %	3,782,665.40 8,093.75	0.96 % 68,881.81	Aaa / AA+ AAA	2.39 2.33
3137EADG1	FHLMC Note 1.75% Due 5/30/2019	5,275,000.00	Various 1.62 %	5,303,450.18 5,292,889.29	102.09 0.95 %	5,385,147.28 31,027.25	1.37 % 92,257.99	Aaa / AA+ AAA	2.66 2.59
3135G0ZE6	FNMA Note 1.75% Due 6/20/2019	5,300,000.00	Various 1.56 %	5,341,513.00 5,326,319.00	102.13 0.95 %	5,412,948.30 26,021.53	1.37 % 86,629.30	Aaa / AA+ AAA	2.72 2.65
3137EADK2	FHLMC Note 1.25% Due 8/1/2019	5,400,000.00	Various 1.73 %	5,282,340.35 5,329,352.79	100.73 0.99 %	5,439,193.20 11,250.00	1.38 % 109,840.41	Aaa / AA+ AAA	2.84 2.78
3135G0ZG1	FNMA Note 1.75% Due 9/12/2019	5,300,000.00	Various 1.67 %	5,318,673.00 5,312,262.95	102.16 1.00 %	5,414,559.50 4,895.14	1.37 % 102,296.55	Aaa / AA+ AAA	2.95 2.87
3137EADM8	FHLMC Note 1.25% Due 10/2/2019	5,350,000.00	Various 1.71 %	5,239,378.60 5,278,820.79	100.71 1.01 %	5,387,771.00 33,251.74	1.37 % 108,950.21	Aaa / AA+ AAA	3.01 2.93
3137EADR7	FHLMC Note 1.375% Due 5/1/2020	2,200,000.00	08/26/2015 1.56 %	2,182,030.40 2,186,246.79	101.09 1.07 %	2,223,876.60 12,604.17	0.56 % 37,629.81	Aaa / AA+ AAA	3.59 3.47
3135G0D75	FNMA Note 1.5% Due 6/22/2020	6,400,000.00	Various 1.74 %	6,327,449.80 6,345,605.97	101.53 1.08 %	6,497,920.00 26,400.00	1.65 % 152,314.03	Aaa / AA+ AAA	3.73 3.61
3135G0F73	FNMA Note 1.5% Due 11/30/2020	6,400,000.00	Various 1.87 %	6,288,644.00 6,306,492.12	101.35 1.17 %	6,486,124.80 32,266.67	1.65 % 179,632.68	Aaa / AA+ AAA	4.17 4.01
3130A7CV5	FHLB Note 1.375% Due 2/18/2021	6,450,000.00	Various 1.45 %	6,426,116.60 6,429,060.46	100.61 1.23 %	6,489,151.50 10,593.23	1.64 % 60,091.04	Aaa / AA+ AAA	4.39 4.24



**City of Stockton Consolidated
Account #10021**

**Holdings Report
As of 9/30/16**

CUSIP	Security Description	Par Value/Units	Purchase Date Book Yield	Cost Value Book Value	Mkt Price Mkt YTM	Market Value Accrued Int.	% of Port. Gain/Loss	Moody/S&P Fitch	Maturity Duration
3135G0J20	FNMA Note 1.375% Due 2/26/2021	6,400,000.00	02/26/2016 1.41 %	6,388,224.00 6,389,612.07	100.66 1.22 %	6,442,208.00 8,555.56	1.63 % 52,595.93	Aaa / AA+ AAA	4.41 4.26
3135G0K69	FNMA Note 1.25% Due 5/6/2021	5,900,000.00	06/29/2016 1.18 %	5,920,060.00 5,919,006.60	99.92 1.27 %	5,895,221.00 27,656.25	1.50 % (23,785.60)	Aaa / AA+ AAA	4.60 4.44
3137EAC9	FHLMC Note 1.125% Due 8/12/2021	6,555,000.00	Various 1.31 %	6,496,403.95 6,497,153.54	99.10 1.32 %	6,495,900.12 10,037.34	1.64 % (1,253.42)	Aaa / AA+ AAA	4.87 4.71
Total Agency		115,940,000.00	1.43 %	115,490,535.31 115,609,472.77	0.99 %	116,948,220.74 373,967.74	29.63 % 1,338,747.97	Aaa / AA+ Aaa	2.82 2.74
COMMERCIAL PAPER									
06538BKS1	Bank of Tokyo Mitsubishi NY Discount CP 0.74% Due 10/26/2016	6,485,000.00	06/27/2016 0.75 %	6,469,003.65 6,481,667.43	99.95 0.75 %	6,481,667.43 0.00	1.64 % 0.00	P-1 / A-1 F-1	0.07 0.07
21687AQU0	Rabobank Nederland NV NY Discount CP 1.12% Due 3/28/2017	6,525,000.00	09/27/2016 1.14 %	6,488,257.01 6,488,866.01	99.45 1.14 %	6,488,866.01 0.00	1.64 % 0.00	P-1 / A-1 NR	0.49 0.49
Total Commercial Paper		13,010,000.00	0.95 %	12,957,260.66 12,970,533.44	0.95 %	12,970,533.44 0.00	3.28 % 0.00	Aaa / AA AA	0.28 0.28
LAIF									
90LAIFF00	Local Agency Investment Fund State Pool	45,000,000.00	Various 0.63 %	45,000,000.00 45,000,000.00	1.00 0.63 %	45,000,000.00 87,891.38	11.39 % 0.00	NR / NR NR	0.00 0.00
Total LAIF		45,000,000.00	0.63 %	45,000,000.00 45,000,000.00	0.63 %	45,000,000.00 87,891.38	11.39 % 0.00	NR / NR NR	0.00 0.00
MONEY MARKET FUND FI									
94975P405	Wells Fargo Adv Govt #1751 Money Market Fund	25,761,991.22	Various 0.28 %	25,761,991.22 25,761,991.22	1.00 0.28 %	25,761,991.22 0.00	6.51 % 0.00	Aaa / AAA NR	0.00 0.00
60934N104	Federated Prime Value Oblig GOVT OBLIG MMF	130,789.02	Various 0.26 %	130,789.02 130,789.02	1.00 0.26 %	130,789.02 0.00	0.03 % 0.00	Aaa / AAA NR	0.00 0.00
Total Money Market Fund FI		25,892,780.24	0.28 %	25,892,780.24 25,892,780.24	0.28 %	25,892,780.24 0.00	6.54 % 0.00	Aaa / AAA NR	0.00 0.00
NEGOTIABLE CD									
06417GNP9	Bank of Nova Scotia Yankee CD 1.26% Due 3/1/2017	6,500,000.00	08/29/2016 1.26 %	6,499,998.57 6,499,998.82	100.00 1.26 %	6,499,998.82 7,507.50	1.64 % 0.00	P-1 / A-1 F-1+	0.42 0.41
Total Negotiable CD		6,500,000.00	1.26 %	6,499,998.57 6,499,998.82	1.26 %	6,499,998.82 7,507.50	1.64 % 0.00	Aaa / AA Aaa	0.42 0.41




City of Stockton Consolidated
Account #10021

Holdings Report

As of 9/30/16

CUSIP	Security Description	Par Value/Units	Purchase Date Book Yield	Cost Value Book Value	Mkt Price Mkt YTM	Market Value Accrued Int.	% of Port. Gain/Loss	Moody/S&P Fitch	Maturity Duration
US CORPORATE									
24422ERL5	John Deere Capital Corp Note 2% Due 1/13/2017	910,000.00	09/11/2012 1.05 %	946,500.10 912,399.50	100.25 1.13 %	912,233.14 3,943.33	0.23 % (166.36)	A2 / A NR	0.29 0.29
69371RK54	Paccar Financial Corp Note 1.6% Due 3/15/2017	830,000.00	03/10/2015 1.08 %	838,507.50 831,915.06	100.34 0.85 %	832,847.73 590.22	0.21 % 932.67	A1 / A+ NR	0.45 0.46
717081DJ9	Pfizer Inc. Note 1.1% Due 5/15/2017	685,000.00	05/12/2014 1.13 %	684,397.20 684,875.70	100.07 0.98 %	685,504.85 2,846.56	0.17 % 629.15	A1 / AA A+	0.62 0.62
913017BU2	United Tech Corp Note 1.8% Due 6/1/2017	3,120,000.00	Various 1.07 %	3,163,696.80 3,135,040.58	100.48 1.08 %	3,135,013.44 18,720.00	0.80 % (27.14)	A3 / A- A-	0.67 0.66
68389XAN5	Oracle Corp Note 1.2% Due 10/15/2017	2,375,000.00	Various 1.44 %	2,353,030.25 2,369,168.70	100.00 1.20 %	2,375,092.63 13,141.66	0.60 % 5,923.93	A1 / AA- A+	1.04 1.03
166764AA8	Chevron Corp Callable Note Cont 11/5/17 1.104% Due 12/5/2017	1,550,000.00	Various 1.34 %	1,535,040.10 1,545,808.73	99.93 1.17 %	1,548,871.60 5,513.87	0.39 % 3,062.87	Aa2 / AA- NR	1.18 1.08
02665WAQ4	American Honda Finance Note 1.55% Due 12/11/2017	1,665,000.00	12/08/2014 1.58 %	1,663,451.55 1,664,384.01	100.49 1.14 %	1,673,156.84 7,885.63	0.42 % 8,772.83	A1 / A+ NR	1.20 1.18
458140AL4	Intel Corp Note 1.35% Due 12/15/2017	2,500,000.00	Various 1.31 %	2,504,903.20 2,501,155.40	100.31 1.09 %	2,507,805.00 9,937.50	0.64 % 6,649.60	A1 / A+ A+	1.21 1.19
89236TCA1	Toyota Motor Credit Corp Note 1.45% Due 1/12/2018	2,955,000.00	Various 1.38 %	2,961,029.65 2,957,756.74	100.37 1.15 %	2,966,078.30 9,402.64	0.75 % 8,321.56	Aa3 / AA- A	1.28 1.27
40428HPH9	HSBC USA Inc Note 1.625% Due 1/16/2018	3,600,000.00	Various 1.74 %	3,586,182.00 3,594,649.11	100.05 1.58 %	3,601,969.20 12,187.51	0.91 % 7,320.09	A2 / A AA-	1.30 1.27
459200HZ7	IBM Corp Note 1.125% Due 2/6/2018	3,440,000.00	Various 1.26 %	3,427,318.00 3,433,961.50	99.99 1.13 %	3,439,549.36 5,912.50	0.87 % 5,587.86	Aa3 / AA- A+	1.35 1.33
166764AV2	Chevron Corp Note 1.365% Due 3/2/2018	1,350,000.00	Various 1.40 %	1,348,780.00 1,349,419.74	100.18 1.24 %	1,352,378.70 1,484.44	0.34 % 2,958.96	Aa2 / AA- NR	1.42 1.40
808513AK1	Charles Schwab Corp Callable Note Cont 2/10/2018 1.5% Due 3/10/2018	3,635,000.00	Various 1.43 %	3,642,256.30 3,638,588.27	100.36 1.23 %	3,648,235.04 3,180.63	0.92 % 9,646.77	A2 / A A	1.44 1.34
931142DF7	Wal-Mart Stores Note 1.125% Due 4/1/2018	1,045,000.00	04/04/2013 1.14 %	1,044,038.60 1,044,706.74	100.21 0.98 %	1,047,242.57 5,551.56	0.27 % 2,535.83	Aa2 / AA AA	1.53 1.51
713448CR7	PepsiCo Inc Note 1.25% Due 4/30/2018	2,520,000.00	Various 1.28 %	2,517,637.60 2,518,695.50	100.22 1.11 %	2,525,458.32 13,212.50	0.64 % 6,762.82	A1 / A A	1.58 1.56
037833AJ9	Apple Inc Note 1% Due 5/3/2018	3,000,000.00	Various 1.28 %	2,968,660.25 2,987,246.53	99.86 1.09 %	2,995,818.00 12,333.33	0.76 % 8,571.47	Aa1 / AA+ NR	1.59 1.57
02665WAC5	American Honda Finance Note 2.125% Due 10/10/2018	1,950,000.00	Various 1.86 %	1,968,709.00 1,959,857.41	101.79 1.23 %	1,984,895.26 19,682.82	0.51 % 25,037.85	A1 / A+ NR	2.03 1.96
74005PBH6	Praxair Note 1.25% Due 11/7/2018	2,990,000.00	Various 1.65 %	2,946,487.30 2,965,792.71	100.06 1.22 %	2,991,871.74 14,950.00	0.76 % 26,079.03	A2 / A NR	2.10 2.06
91159HHE3	US Bancorp Callable Note Cont 10/15/2018 1.95% Due 11/15/2018	265,000.00	02/12/2014 1.90 %	265,561.80 265,245.87	101.27 1.32 %	268,366.30 1,952.17	0.07 % 3,120.43	A1 / A+ AA	2.13 1.98




**City of Stockton Consolidated
Account #10021**


Holdings Report
As of 9/30/16

CUSIP	Security Description	Par Value/Units	Purchase Date Book Yield	Cost Value Book Value	Mkt Price Mkt YTM	Market Value Accrued Int.	% of Port. Gain/Loss	Moody/S&P Fitch	Maturity Duration
US CORPORATE									
24422ESF7	John Deere Capital Corp Note 1.95% Due 12/13/2018	565,000.00	12/10/2013 1.99%	563,796.55 564,470.77	101.69 1.17%	574,575.06 3,305.25	0.15 % 10,104.29	A2 / A NR	2.20 2.14
36962G7G3	General Electric Capital Corp Note 2.3% Due 1/14/2019	3,510,000.00	Various 2.08%	3,538,408.20 3,527,029.72	102.49 1.20%	3,597,276.16 17,267.24	0.91 % 70,246.44	A1 / AA- NR	2.29 2.22
17275RAR3	Cisco Systems Note 2.125% Due 3/1/2019	2,395,000.00	Various 2.04%	2,404,780.75 2,399,760.07	101.96 1.30%	2,441,848.61 4,241.16	0.62 % 42,088.54	A1 / AA- NR	2.42 2.35
91159HHH6	US Bancorp Callable Note Cont 3/25/2019 2.2% Due 4/25/2019	4,025,000.00	Various 1.94%	4,056,601.75 4,050,014.94	102.05 1.36%	4,107,593.00 38,371.67	1.05 % 57,578.06	A1 / A+ AA	2.57 2.39
084664CK5	Berkshire Hathaway Note 1.3% Due 8/15/2019	1,905,000.00	08/08/2016 1.33%	1,903,152.15 1,903,231.46	100.17 1.24%	1,908,217.55 3,164.42	0.48 % 4,986.09	Aa2 / AA A+	2.87 2.81
06406HCW7	Bank of New York Callable Note Cont 8/11/2019 2.3% Due 9/11/2019	3,625,000.00	Various 2.23%	3,634,931.45 3,631,420.93	102.37 1.45%	3,710,970.50 4,631.94	0.94 % 79,549.57	A1 / A AA-	2.95 2.77
94974BGF1	Wells Fargo Corp Note 2.15% Due 1/30/2020	3,660,000.00	Various 2.25%	3,643,555.40 3,648,166.28	100.73 1.92%	3,686,633.83 13,333.59	0.93 % 38,467.55	A2 / A AA-	3.33 3.19
22160KAG0	Costco Wholesale Corp Note 1.75% Due 2/15/2020	1,565,000.00	02/05/2015 1.77%	1,563,356.75 1,563,890.09	100.99 1.45%	1,580,529.50 3,499.51	0.40 % 16,639.41	A1 / A+ A+	3.38 3.26
747525AD5	Qualcomm Inc Note 2.25% Due 5/20/2020	3,675,000.00	Various 2.45%	3,641,190.55 3,650,034.13	102.11 1.65%	3,752,435.94 30,089.07	0.96 % 102,401.81	A1 / A+ NR	3.64 3.46
594918BG8	Microsoft Callable Note Cont. 10/03/20 2% Due 11/3/2020	1,515,000.00	10/29/2015 2.02%	1,513,788.00 1,514,008.91	102.07 1.47%	1,546,405.95 12,456.67	0.39 % 32,397.04	Aaa / AAA AA+	4.10 3.81
30231GAV4	Exxon Mobil Corp Callable Note Cont 2/1/2021 2.222% Due 3/1/2021	4,493,000.00	Various 1.96%	4,546,957.34 4,542,787.77	102.18 1.71%	4,591,082.19 8,319.54	1.16 % 48,294.42	Aaa / AA+ NR	4.42 4.19
857477AV5	State Street Bank Note 1.95% Due 5/19/2021	2,230,000.00	05/16/2016 1.96%	2,228,840.40 2,228,926.13	100.76 1.78%	2,247,023.82 15,944.50	0.57 % 18,097.69	A1 / A AA-	4.64 4.39
594918BP8	Microsoft Callable Note Cont 7/8/21 1.55% Due 8/8/2021	2,980,000.00	Various 1.57%	2,976,460.60 2,976,565.27	99.59 1.64%	2,967,820.75 6,800.19	0.75 % (8,744.52)	Aaa / AAA AA+	4.86 4.65
Total US Corporate		76,528,000.00	1.69 %	76,582,007.09 76,560,974.27	1.34 %	77,204,800.88 323,853.62	19.58 % 643,826.61	A1 / AA- A+	2.32 2.23
US TREASURY									
912828TM2	US Treasury Note 0.625% Due 8/31/2017	5,800,000.00	Various 0.75%	5,783,437.05 5,793,251.65	99.97 0.65%	5,798,416.59 3,104.28	1.47 % 5,164.94	Aaa / AA+ AAA	0.92 0.91
912828WD8	US Treasury Note 1.25% Due 10/31/2018	4,350,000.00	Various 1.46%	4,308,809.50 4,331,800.56	100.91 0.81%	4,389,419.70 22,754.76	1.11 % 57,619.14	Aaa / AA+ AAA	2.08 2.05
912828SD3	US Treasury Note 1.25% Due 1/31/2019	5,350,000.00	Various 1.46%	5,299,771.84 5,324,152.52	100.97 0.83%	5,402,039.45 11,266.98	1.37 % 77,886.93	Aaa / AA+ AAA	2.34 2.29
912828ST8	US Treasury Note 1.25% Due 4/30/2019	5,350,000.00	Various 1.60%	5,264,135.10 5,303,455.99	101.03 0.85%	5,404,960.55 27,985.74	1.37 % 101,504.56	Aaa / AA+ AAA	2.58 2.53

Holdings Report
As of 9/30/16



CUSIP	Security Description	Par Value/Units	Purchase Date Book Yield	Cost Value Book Value	Mkt Price Mkt YTM	Market Value Accrued Int.	% of Port. Gain/Loss	Moody/S&P Fitch	Maturity Duration
US TREASURY									
912828R85	US Treasury Note 0.875% Due 6/15/2019	6,500,000.00	07/28/2016 0.82 %	6,510,178.03 6,509,558.25	100.03 0.86 %	6,501,774.50 16,782.79	1.65 % (7,783.75)	Aaa / AA+	2.71 2.66
912828TH3	US Treasury Note 0.875% Due 7/31/2019	6,700,000.00	03/01/2016 1.08 %	6,653,959.95 6,661,830.36	100.02 0.87 %	6,701,567.80 9,877.04	1.69 % 39,737.44	Aaa / AA+	2.83 2.79
912828UB4	US Treasury Note 1% Due 11/30/2019	6,475,000.00	Various 1.56 %	6,308,028.52 6,365,219.83	100.20 0.94 %	6,487,898.20 21,760.25	1.64 % 122,678.37	Aaa / AA+	3.17 3.10
912828UQ1	US Treasury Note 1.25% Due 2/29/2020	5,925,000.00	Various 1.56 %	5,842,603.82 5,864,774.53	100.90 0.98 %	5,978,461.28 6,342.37	1.51 % 113,686.75	Aaa / AA+	3.42 3.34
912828J84	US Treasury Note 1.375% Due 3/31/2020	6,350,000.00	Various 1.32 %	6,362,538.84 6,361,091.78	101.31 0.99 %	6,433,096.10 239.87	1.62 % 72,004.32	Aaa / AA+	3.50 3.41
912828VF4	US Treasury Note 1.375% Due 5/31/2020	5,925,000.00	Various 1.63 %	5,855,070.65 5,872,496.43	101.25 1.03 %	5,999,293.58 27,378.84	1.52 % 126,797.15	Aaa / AA+	3.67 3.55
912828L32	US Treasury Note 1.375% Due 8/31/2020	6,700,000.00	Various 1.36 %	6,703,956.03 6,703,448.44	101.23 1.05 %	6,782,182.20 7,889.16	1.71 % 78,733.76	Aaa / AA+	3.92 3.80
912828L99	US Treasury Note 1.375% Due 10/31/2020	6,400,000.00	Various 1.66 %	6,311,724.57 6,327,750.47	101.17 1.08 %	6,474,752.00 36,826.09	1.64 % 147,001.53	Aaa / AA+	4.09 3.94
912828N89	US Treasury Note 1.375% Due 1/31/2021	3,750,000.00	03/09/2016 1.40 %	3,746,350.46 3,746,767.08	101.09 1.12 %	3,791,017.50 8,687.16	0.96 % 44,250.42	Aaa / AA+	4.34 4.19
912828B90	US Treasury Note 2% Due 2/28/2021	6,000,000.00	04/26/2016 1.40 %	6,168,535.74 6,153,656.52	103.71 1.14 %	6,222,888.00 10,276.24	1.57 % 69,231.48	Aaa / AA+	4.42 4.22
Total US Treasury		81,575,000.00	1.35 %	81,119,100.10 81,319,254.41	0.94 %	82,367,767.45 211,171.57	20.86 % 1,048,513.04	Aaa / AA+ Aaa	3.16 3.07
TOTAL PORTFOLIO		392,494,118.29	1.25 %	391,585,494.26 391,898,853.62	0.97 %	394,943,472.35 1,017,403.95	100.00 % 3,044,618.73	Aa1 / AA+ Aaa	2.14 1.96
TOTAL MARKET VALUE PLUS ACCRUED						395,960,876.30			



Transaction Type	Settlement Date	CUSIP	Quantity	Security Description	Price	Acq/Disp Yield	Amount	Interest Pur/Sold	Total Amount	Gain/Loss
Purchase	09/01/2016	60934N104	74,809.48	Federated Prime Value Oblig GOVT OBLIG MMF	1.000	0.22 %	74,809.48	0.00	74,809.48	0.00
Purchase	09/01/2016	60934N104	297.36	Federated Prime Value Oblig GOVT OBLIG MMF	1.000	0.22 %	297.36	0.00	297.36	0.00
Purchase	09/02/2016	60934N104	9,213.75	Federated Prime Value Oblig GOVT OBLIG MMF	1.000	0.22 %	9,213.75	0.00	9,213.75	0.00
Purchase	09/07/2016	60934N104	3,884,026.50	Federated Prime Value Oblig GOVT OBLIG MMF	1.000	0.22 %	3,884,026.50	0.00	3,884,026.50	0.00
Purchase	09/07/2016	60934N104	14,000.00	Federated Prime Value Oblig GOVT OBLIG MMF	1.000	0.22 %	14,000.00	0.00	14,000.00	0.00
Purchase	09/09/2016	60934N104	36,334.38	Federated Prime Value Oblig GOVT OBLIG MMF	1.000	0.22 %	36,334.38	0.00	36,334.38	0.00
Purchase	09/10/2016	60934N104	27,262.50	Federated Prime Value Oblig GOVT OBLIG MMF	1.000	0.22 %	27,262.50	0.00	27,262.50	0.00
Purchase	09/11/2016	60934N104	41,687.50	Federated Prime Value Oblig GOVT OBLIG MMF	1.000	0.22 %	41,687.50	0.00	41,687.50	0.00
Purchase	09/12/2016	60934N104	46,375.00	Federated Prime Value Oblig GOVT OBLIG MMF	1.000	0.22 %	46,375.00	0.00	46,375.00	0.00
Purchase	09/13/2016	161571HH0	4,139,643.13	Chase CHAIT Pool #2016-A7 1.06% Due 9/16/2019	99.991	1.08 %	4,139,643.13	0.00	4,139,643.13	0.00
Purchase	09/15/2016	60934N104	6,640.00	Federated Prime Value Oblig GOVT OBLIG MMF	1.000	0.22 %	6,640.00	0.00	6,640.00	0.00
Purchase	09/15/2016	60934N104	100,457.38	Federated Prime Value Oblig GOVT OBLIG MMF	1.000	0.22 %	100,457.38	0.00	100,457.38	0.00
Purchase	09/15/2016	60934N104	2,050.25	Federated Prime Value Oblig GOVT OBLIG MMF	1.000	0.22 %	2,050.25	0.00	2,050.25	0.00
Purchase	09/15/2016	60934N104	158,676.67	Federated Prime Value Oblig GOVT OBLIG MMF	1.000	0.22 %	158,676.67	0.00	158,676.67	0.00
Purchase	09/15/2016	60934N104	12,199.73	Federated Prime Value Oblig GOVT OBLIG MMF	1.000	0.22 %	12,199.73	0.00	12,199.73	0.00
Purchase	09/15/2016	60934N104	90,253.72	Federated Prime Value Oblig GOVT OBLIG MMF	1.000	0.22 %	90,253.72	0.00	90,253.72	0.00
Purchase	09/15/2016	60934N104	158,443.80	Federated Prime Value Oblig GOVT OBLIG MMF	1.000	0.22 %	158,443.80	0.00	158,443.80	0.00
Purchase	09/15/2016	60934N104	2,776.67	Federated Prime Value Oblig GOVT OBLIG MMF	1.000	0.22 %	2,776.67	0.00	2,776.67	0.00
Purchase	09/15/2016	60934N104	4,236.47	Federated Prime Value Oblig GOVT OBLIG MMF	1.000	0.22 %	4,236.47	0.00	4,236.47	0.00
Purchase	09/15/2016	60934N104	2,142.04	Federated Prime Value Oblig GOVT OBLIG MMF	1.000	0.22 %	2,142.04	0.00	2,142.04	0.00

Transaction Ledger

8/31/16 Thru 9/30/16

Transaction Type	Settlement Date	CUSIP	Quantity	Security Description	Price	Acq/Disp Yield	Amount	Interest Pur/Sold	Total Amount	Gain/Loss
ACQUISITIONS										
Purchase	09/15/2016	60934N104	104,901.78	Federated Prime Value Oblig GOVT OBLIG MMF	1.000	0.22 %	104,901.78	0.00	104,901.78	0.00
Purchase	09/15/2016	60934N104	2,370.67	Federated Prime Value Oblig GOVT OBLIG MMF	1.000	0.22 %	2,370.67	0.00	2,370.67	0.00
Purchase	09/15/2016	60934N104	2,122.17	Federated Prime Value Oblig GOVT OBLIG MMF	1.000	0.22 %	2,122.17	0.00	2,122.17	0.00
Purchase	09/19/2016	60934N104	76,787.91	Federated Prime Value Oblig GOVT OBLIG MMF	1.000	0.22 %	76,787.91	0.00	76,787.91	0.00
Purchase	09/21/2016	60934N104	12,927.25	Federated Prime Value Oblig GOVT OBLIG MMF	1.000	0.22 %	12,927.25	0.00	12,927.25	0.00
Purchase	09/21/2016	60934N104	2,699.66	Federated Prime Value Oblig GOVT OBLIG MMF	1.000	0.22 %	2,699.66	0.00	2,699.66	0.00
Purchase	09/21/2016	60934N104	149,167.37	Federated Prime Value Oblig GOVT OBLIG MMF	1.000	0.22 %	149,167.37	0.00	149,167.37	0.00
Purchase	09/27/2016	3137EAE9	2,330,000.00	FHLMC Note 1.125% Due 8/12/2021	99.264	1.28 %	2,312,851.20	3,276.56	2,316,127.76	0.00
Purchase	09/27/2016	60934N104	5,479,164.85	Federated Prime Value Oblig GOVT OBLIG MMF	1.000	0.22 %	5,479,164.85	0.00	5,479,164.85	0.00
Purchase	09/28/2016	21687AQ00	6,525,000.00	Rabobank Nederland NV NY Discount CP 1.12% Due 3/28/2017	99.437	1.14 %	6,488,257.01	0.00	6,488,257.01	0.00
Purchase	09/29/2016	60934N104	20,000.00	Federated Prime Value Oblig GOVT OBLIG MMF	1.000	0.22 %	20,000.00	0.00	20,000.00	0.00
Purchase	09/30/2016	60934N104	43,656.25	Federated Prime Value Oblig GOVT OBLIG MMF	1.000	0.26 %	43,656.25	0.00	43,656.25	0.00
		Subtotal	23,560,681.11				23,506,432.45	3,276.56	23,509,709.01	0.00
TOTAL ACQUISITIONS			23,560,681.11				23,506,432.45	3,276.56	23,509,709.01	0.00
DISPOSITIONS										
Sale	09/07/2016	313379VE6	665,000.00	FHLB Note 1.01% Due 6/19/2017	100.311	0.61 %	667,068.15	1,455.24	668,523.39	1,099.33
Sale	09/07/2016	3137EADH9	2,600,000.00	FHLMC Note 1% Due 6/29/2017	100.309	0.62 %	2,608,034.00	4,911.11	2,612,945.11	7,550.81
Sale	09/07/2016	3137EADJ5	600,000.00	FHLMC Note 1% Due 7/28/2017	100.318	0.64 %	601,908.00	650.00	602,558.00	1,026.11
Sale	09/13/2016	60934N104	4,139,643.13	Federated Prime Value Oblig GOVT OBLIG MMF	1.000	0.22 %	4,139,643.13	0.00	4,139,643.13	0.00




Transaction Type	Settlement Date	CUSIP	Quantity	Security Description	Price	Acq/Disp Yield	Amount	Interest Pur/Sold	Total Amount	Gain/Loss
Sale	09/27/2016	3135G0RT2	3,475,000.00	FNMA Note 0.875% Due 12/20/2017	100.158	0.75 %	3,480,490.50	8,192.80	3,488,683.30	7,708.59
Sale	09/27/2016	3137EADN6	1,100,000.00	FHLMC Note 0.75% Due 1/12/2018	99.989	0.76 %	1,099,879.00	1,718.75	1,101,597.75	2,551.90
Sale	09/27/2016	3137EADP1	3,200,000.00	FHLMC Note 0.875% Due 3/7/2018	100.108	0.80 %	3,203,456.00	1,555.56	3,205,011.56	23,290.06
Sale	09/28/2016	60934N104	6,488,257.01	Federated Prime Value Oblig GOVT OBLIG MMF	1.000	0.22 %	6,488,257.01	0.00	6,488,257.01	0.00
Subtotal			22,267,900.14				22,288,735.79	18,483.46	22,307,219.25	43,226.80
Paydown	09/15/2016	161571GC2	0.00	Chase CHAIT Pool #2013-A8 1.01% Due 10/15/2018	100.000		0.00	2,142.04	2,142.04	0.00
Paydown	09/15/2016	43814HAC2	99,752.48	Honda Auto Receivables 2014-3 A3 0.88% Due 6/15/2018	100.000		99,752.48	704.90	100,457.38	0.00
Paydown	09/15/2016	43814QAC2	0.00	Honda Auto Receivables 2016-2 A3 1.39% Due 4/15/2020	100.000		0.00	2,050.25	2,050.25	0.00
Paydown	09/15/2016	477877AD6	156,521.08	John Deere Owner Trust 2014-B A3 1.07% Due 11/15/2018	100.000		156,521.08	2,155.59	158,676.67	0.00
Paydown	09/15/2016	477879AC4	12,182.32	John Deere Owner Trust 2013-B A3 0.87% Due 8/15/2017	100.000		12,182.32	17.41	12,199.73	0.00
Paydown	09/15/2016	47787VAC5	89,485.13	John Deere Owner Trust 2014-A A3 0.92% Due 4/16/2018	100.000		89,485.13	768.59	90,253.72	0.00
Paydown	09/15/2016	47788MAC4	0.00	John Deere Owner Trust 2016-A A3 1.36% Due 4/15/2020	100.000		0.00	2,776.67	2,776.67	0.00
Paydown	09/15/2016	47788NAB4	0.00	John Deere Owner Trust 2016-B A2 1.09% Due 2/15/2019	100.000		0.00	4,236.47	4,236.47	0.00
Paydown	09/15/2016	65478WAB1	0.00	Nissan Auto Receivables Owner 2016-C AZA 1.07% Due 5/15/2019	100.000		0.00	2,122.17	2,122.17	0.00
Paydown	09/15/2016	89231MAC9	104,575.60	Toyota Auto Receivables Owner 2014-A 0.67% Due 12/15/2017	100.000		104,575.60	326.18	104,901.78	0.00
Paydown	09/15/2016	89231TAB6	157,651.44	Toyota Auto Receivables Owner 2015-C 0.92% Due 2/15/2018	100.000		157,651.44	792.36	158,443.80	0.00
Paydown	09/15/2016	89236WAC2	0.00	Toyota Auto Receivables Owner 2015-A 1.12% Due 2/15/2019	100.000		0.00	2,370.67	2,370.67	0.00
Paydown	09/19/2016	43814GAC4	76,367.43	Honda Auto Receivables 2014-2 A3 0.77% Due 3/19/2018	100.000		76,367.43	420.48	76,787.91	0.00
Paydown	09/21/2016	43813JAC9	148,776.30	Honda Auto Receivables 2014-1 A3 0.67% Due 11/21/2017	100.000		148,776.30	391.07	149,167.37	0.00

Transaction Type	Settlement Date	CUSIP	Quantity	Security Description	Price	Acq/Disp Yield	Amount	Interest Pur/Sold	Total Amount	Gain/Loss
DISPOSITIONS										
Paydown	09/21/2016	43813NAC0	0.00	Honda Auto Receivables 2015-2 A3 1.04% Due 2/21/2019	100.000		0.00	2,699.66	2,699.66	0.00
	Subtotal		845,311.78				845,311.78	23,974.51	869,286.29	0.00
Security Withdrawal	09/07/2016	60934N104	14,379.34	Federated Prime Value Oblig GOVT OBLIG MMF	1.000		14,379.34	0.00	14,379.34	0.00
Security Withdrawal	09/16/2016	60934N104	398.00	Federated Prime Value Oblig GOVT OBLIG MMF	1.000		398.00	0.00	398.00	0.00
Security Withdrawal	09/30/2016	94975P405	1,218,594.30	Wells Fargo Adv Govt #1751 Money Market Fund	1.000		1,218,594.30	0.00	1,218,594.30	0.00
	Subtotal		1,233,371.64				1,233,371.64	0.00	1,233,371.64	0.00
TOTAL DISPOSITIONS							24,367,419.21	42,457.97	24,409,877.18	43,226.80
OTHER TRANSACTIONS										
Interest	09/01/2016	17275RAR3	2,395,000.00	Cisco Systems Note 2.125% Due 3/1/2019	0.000		25,446.88	0.00	25,446.88	0.00
Interest	09/01/2016	30231GAV4	4,493,000.00	Exxon Mobil Corp Callable Note Cont 2/1/2021	0.000		49,362.60	0.00	49,362.60	0.00
Interest	09/01/2016	90AIG\$002	4,501,335.14	AIG GIC 2.222% Due 3/1/2021	0.000		240,397.93	0.00	240,397.93	0.00
Interest	09/02/2016	166764AV2	1,350,000.00	Chevron Corp Note 1.365% Due 3/2/2018	0.000		9,213.75	0.00	9,213.75	0.00
Interest	09/07/2016	3137EADP1	3,200,000.00	FHLMC Note 0.875% Due 3/7/2018	0.000		14,000.00	0.00	14,000.00	0.00
Interest	09/09/2016	313378A43	5,285,000.00	FHLB Note 1.375% Due 3/9/2018	0.000		36,334.38	0.00	36,334.38	0.00
Interest	09/10/2016	808513AK1	3,635,000.00	Charles Schwab Corp Callable Note Cont 2/10/2018	0.000		27,262.50	0.00	27,262.50	0.00
Interest	09/11/2016	06406HCW7	3,625,000.00	Bank of New York Callable Note Cont 8/11/2019	0.000		41,687.50	0.00	41,687.50	0.00
Interest	09/12/2016	3135G0ZG1	5,300,000.00	FNMA Note 1.75% Due 9/12/2019	0.000		46,375.00	0.00	46,375.00	0.00
Interest	09/13/2016	313383VN8	5,510,000.00	FHLB Note 2% Due 9/13/2019	0.000		55,100.00	0.00	55,100.00	0.00




Transaction Type	Settlement Date	CUSIP	Quantity	Security Description	Price	Acq/Disp Yield	Amount	Interest Pur/Sold	Total Amount	Gain/Loss
OTHER TRANSACTIONS										
Interest	09/15/2016	69371RK54	830,000.00	Paccar Financial Corp Note 1.6% Due 3/15/2017	0.000		6,640.00	0.00	6,640.00	0.00
Interest	09/21/2016	3133EAY28	3,115,000.00	FPCB Note 0.83% Due 9/21/2017	0.000		12,927.25	0.00	12,927.25	0.00
Interest	09/29/2016	3137EADL0	4,000,000.00	FHLMC Note 1% Due 9/29/2017	0.000		20,000.00	0.00	20,000.00	0.00
Interest	09/30/2016	912828J84	6,350,000.00	US Treasury Note 1.375% Due 3/31/2020	0.000		43,656.25	0.00	43,656.25	0.00
		Subtotal	53,589,335.14				628,404.04	0.00	628,404.04	0.00
Dividend	09/01/2016	60934N104	282,594.86	Federated Prime Value Oblig GOVT OBLIG MMF	0.000		297.36	0.00	297.36	0.00
		Subtotal	282,594.86				297.36	0.00	297.36	0.00
TOTAL OTHER TRANSACTIONS			53,871,930.00				628,701.40	0.00	628,701.40	0.00

CUSIP	Security Description	Trade Date Settle Date Units	Book Value: Begin Book Value: Acq Book Value: Disp Book Value: End	Prior Accrued Inc. Received Ending Accrued Total Interest	Accr. Of Discount Amort. Of Premium Net Accret/Amort Income Earned	Unreal G/L Total Income
Fixed Income						
02665WAC5	American Honda Finance Note 2.125% Due 10/10/2018	Various Various 1,950,000.00	1,960,257.59 0.00 0.00 1,959,857.41	16,229.69 0.00 19,682.82 3,453.13	0.00 400.18 (400.18) 3,052.95	0.00 0.00 0.00 3,052.95
02665WAQ4	American Honda Finance Note 1.55% Due 12/11/2017	12/08/2014 12/11/2014 1,665,000.00	1,664,341.63 0.00 0.00 1,664,384.01	5,735.00 0.00 7,885.63 2,150.63	42.38 0.00 42.38 2,193.01	0.00 0.00 0.00 2,193.01
037833AJ9	Apple Inc Note 1% Due 05/03/2018	Various Various 3,000,000.00	2,986,585.73 0.00 0.00 2,987,246.53	9,833.34 0.00 12,333.33 2,499.99	660.80 0.00 660.80 3,160.79	0.00 0.00 0.00 3,160.79
06406HCW7	Bank of New York Callable Note Cont 8/11/2019 2.3% Due 09/11/2019	Various Various 3,625,000.00	3,631,605.60 0.00 0.00 3,631,420.93	39,371.52 41,687.50 4,631.94 6,947.92	5.25 189.92 (184.67) 6,763.25	0.00 0.00 0.00 6,763.25
084664CK5	Berkshire Hathaway Note 1.3% Due 08/15/2019	08/08/2016 08/15/2016 1,905,000.00	1,903,180.84 0.00 0.00 1,903,231.46	1,100.67 0.00 3,164.42 2,063.75	50.62 0.00 50.62 2,114.37	0.00 0.00 0.00 2,114.37
161571GC2	Chase CHAIT Pool #2013-A8 1.01% Due 10/15/2018	Various Various 2,545,000.00	2,547,308.68 0.00 0.00 2,547,219.19	1,142.43 2,142.04 1,142.43 2,142.04	0.00 89.49 (89.49) 2,052.55	0.00 0.00 0.00 2,052.55
161571HH0	Chase CHAIT Pool #2016-A7 1.06% Due 09/16/2019	09/06/2016 09/13/2016 4,140,000.00	0.00 4,139,643.13 0.00 4,139,660.63	0.00 0.00 2,194.20 2,194.20	17.50 0.00 17.50 2,211.70	0.00 0.00 0.00 2,211.70
166764AA8	Chevron Corp Callable Note Cont 11/5/17 1.104% Due 12/05/2017	Various Various 1,550,000.00	1,545,516.32 0.00 0.00 1,545,808.73	4,087.87 0.00 5,513.87 1,426.00	312.76 20.35 292.41 1,718.41	0.00 0.00 0.00 1,718.41
166764AV2	Chevron Corp Note 1.365% Due 03/02/2018	Various Various 1,350,000.00	1,349,386.07 0.00 0.00 1,349,419.74	9,162.56 9,213.75 1,484.44 1,535.63	33.67 0.00 33.67 1,569.30	0.00 0.00 0.00 1,569.30
17275RAR3	Cisco Systems Note 2.125% Due 03/01/2019	Various Various 2,395,000.00	2,399,922.16 0.00 0.00 2,399,760.07	25,446.89 25,446.88 4,241.16 4,241.15	7.27 169.36 (162.09) 4,079.06	0.00 0.00 0.00 4,079.06



Income Earned
8/31/16 Thru 9/30/16


CUSIP	Security Description	Trade Date Settle Date Units	Book Value: Begin Book Value: Acq Book Value: Disp Book Value: End	Prior Accrued Inc. Received Ending Accrued Total Interest	Accr. Of Discount Amort. Of Premium Net Accret/Amort Income Earned	Unreal G/L Total Income
22160KAG0	Costco Wholesale Corp Note 1.75% Due 02/15/2020	02/05/2015 02/17/2015 1,565,000.00	1,563,863.06 0.00 0.00 1,563,890.09	1,217.22 0.00 3,499.51 2,282.29	27.03 0.00 27.03 2,309.32	0.00 0.00 2,309.32
24422ERL5	John Deere Capital Corp Note 2% Due 01/13/2017	09/11/2012 09/14/2012 910,000.00	913,091.66 0.00 0.00 912,399.50	2,426.67 0.00 3,943.33 1,516.66	0.00 692.16 (692.16) 824.50	0.00 0.00 824.50
24422ESF7	John Deere Capital Corp Note 1.95% Due 12/13/2018	12/10/2013 12/13/2013 565,000.00	564,451.00 0.00 0.00 564,470.77	2,387.13 0.00 3,305.25 918.12	19.77 0.00 19.77 937.89	0.00 0.00 19.77 937.89
30231GAV4	Exxon Mobil Corp Callable Note Cont 2/1/2021 2.222% Due 03/01/2021	Various Various 4,493,000.00	4,543,714.34 0.00 0.00 4,542,787.77	49,362.60 49,362.60 8,319.54 8,319.54	0.00 926.57 (926.57) 7,392.97	0.00 926.57 0.00 7,392.97
3130A4GJ5	FHLB Note 1.125% Due 04/25/2018	Various Various 3,335,000.00	3,335,580.22 0.00 0.00 3,335,551.25	13,131.56 0.00 16,258.13 3,126.57	26.81 55.78 (28.97) 3,097.60	0.00 55.78 0.00 3,097.60
3130A7CV5	FHLB Note 1.375% Due 02/18/2021	Various Various 6,450,000.00	6,428,668.08 0.00 0.00 6,429,060.46	3,202.60 0.00 10,593.23 7,390.63	392.38 0.00 392.38 7,783.01	0.00 0.00 392.38 7,783.01
313376BR5	FHLB Note 1.75% Due 12/14/2018	01/29/2014 01/30/2014 2,500,000.00	2,507,196.12 0.00 0.00 2,506,937.27	9,357.64 0.00 13,003.47 3,645.83	0.00 258.85 (258.85) 3,386.98	0.00 258.85 0.00 3,386.98
313378A43	FHLB Note 1.375% Due 03/09/2018	Various Various 5,285,000.00	5,290,629.26 0.00 0.00 5,290,324.43	34,719.51 36,334.38 4,440.87 6,055.74	382.13 686.96 (304.83) 5,750.91	0.00 686.96 0.00 5,750.91
313379DD8	FHLB Note 1% Due 06/21/2017	12/27/2012 12/28/2012 1,500,000.00	1,503,293.56 0.00 0.00 1,502,956.34	2,916.67 0.00 4,166.67 1,250.00	0.00 337.22 (337.22) 912.78	0.00 337.22 0.00 912.78
313379VE6	FHLB Note Due 06/19/2017	07/26/2012 07/27/2012 0.00	665,989.22 0.00 0.00 665,968.82	1,343.30 1,455.24 0.00 111.94	0.00 20.40 (20.40) 91.54	0.00 20.40 0.00 91.54
313383VN8	FHLB Note Due 09/13/2019	09/13/2015 09/13/2015 0.00	0.00 0.00 0.00 0.00	0.00 55,100.00 0.00 55,100.00	0.00 0.00 0.00 55,100.00	0.00 0.00 0.00 55,100.00



**City of Stockton Consolidated
Account #10021**

**Income Earned
8/31/16 Thru 9/30/16**

CUSIP	Security Description	Trade Date Settle Date Units	Book Value: Begin Book Value: Acq Book Value: Disp Book Value: End	Prior Accrued Inc. Received Ending Accrued Total Interest	Accr. Of Discount Amort. Of Premium Net Accret/Amort Income Earned	Unreal G/L Total Income
3133EAY28	FFCB Note 0.83% Due 09/21/2017	Various Various 3,115,000.00	3,116,260.83 0.00 0.00 3,116,162.58	11,490.88 12,927.25 718.18 2,154.55	0.00 98.25 (98.25) 2,056.30	0.00 0.00 2,056.30
3135G0D75	FNMA Note 1.5% Due 06/22/2020	Various Various 6,400,000.00	6,344,406.10 0.00 0.00 6,345,605.97	18,400.00 0.00 26,400.00 8,000.00	1,281.80 81.93 1,199.87 9,199.87	0.00 0.00 0.00 9,199.87
3135G0E33	FNMA Note 1.125% Due 07/20/2018	Various Various 5,300,000.00	5,296,558.67 0.00 0.00 5,296,708.96	6,790.64 0.00 11,759.39 4,968.75	159.54 9.25 150.29 5,119.04	0.00 0.00 0.00 5,119.04
3135G0F73	FNMA Note 1.5% Due 11/30/2020	Various Various 6,400,000.00	6,304,647.78 0.00 0.00 6,306,492.12	24,266.67 0.00 32,266.67 8,000.00	1,879.56 35.22 1,844.34 9,844.34	0.00 0.00 0.00 9,844.34
3135G0J20	FNMA Note 1.375% Due 02/26/2021	02/26/2016 02/29/2016 6,400,000.00	6,389,418.39 0.00 0.00 6,389,612.07	1,222.22 0.00 8,555.56 7,333.34	193.68 0.00 193.68 7,527.02	0.00 0.00 0.00 7,527.02
3135G0K69	FNMA Note 1.25% Due 05/06/2021	06/29/2016 06/30/2016 5,900,000.00	5,919,346.40 0.00 0.00 5,919,006.60	21,510.42 0.00 27,656.25 6,145.83	0.00 339.80 (339.80) 5,806.03	0.00 0.00 0.00 5,806.03
3135G0RT2	FNMA Note Due 12/20/2017	Various Various 0.00	3,472,653.47 0.00 3,472,781.91 0.00	5,996.79 8,192.80 0.00 2,196.01	128.44 0.00 128.44 2,324.45	0.00 0.00 0.00 2,324.45
3135G0WJ8	FNMA Note 0.875% Due 05/21/2018	Various Various 5,300,000.00	5,261,936.82 0.00 0.00 5,263,758.03	12,881.95 0.00 16,746.53 3,864.58	1,821.21 0.00 1,821.21 5,685.79	0.00 0.00 0.00 5,685.79
3135G0YT4	FNMA Note 1.625% Due 11/27/2018	Various Various 3,750,000.00	3,746,521.69 0.00 0.00 3,746,649.41	15,911.46 0.00 20,989.58 5,078.12	188.53 60.81 127.72 5,205.84	0.00 0.00 0.00 5,205.84
3135G0ZA4	FNMA Note 1.875% Due 02/19/2019	Various Various 3,700,000.00	3,714,258.34 0.00 0.00 3,713,783.59	2,312.50 0.00 8,093.75 5,781.25	0.00 474.75 (474.75) 5,306.50	0.00 0.00 0.00 5,306.50
3135G0ZE6	FNMA Note 1.75% Due 06/20/2019	Various Various 5,300,000.00	5,327,114.93 0.00 0.00 5,326,319.00	18,292.36 0.00 26,021.53 7,729.17	0.00 795.93 (795.93) 6,933.24	0.00 0.00 0.00 6,933.24



CUSIP	Security Description	Trade Date Settle Date Units	Book Value: Begin Book Value: Acq Book Value: Disp Book Value: End	Prior Accrued Inc. Received Ending Accrued Total Interest	Accr. Of Discount Amort. Of Premium Net Accre/Amort Income Earned	Unreal G/L Total Income
3135G0ZG1	FNMA Note 1.75% Due 09/12/2019	Various Various 5,300,000.00	5,312,604.86 0.00 0.00 5,312,262.95	43,540.98 46,375.00 4,895.14 7,729.16	0.00 341.91 (341.91) 7,387.25	0.00 7,387.25
3137EADG1	FHLMC Note 1.75% Due 05/30/2019	Various Various 5,275,000.00	5,293,442.00 0.00 0.00 5,292,889.29	23,334.55 0.00 31,027.25 7,692.70	16.96 569.67 (552.71) 7,139.99	0.00 7,139.99
3137EADH9	FHLMC Note Due 06/29/2017	Various Various 0.00	2,600,493.02 0.00 2,600,483.19 0.00	4,477.78 4,911.11 0.00 433.33	22.90 32.73 (9.83) 423.50	0.00 423.50
3137EADJ5	FHLMC Note 1% Due 07/28/2017	Various Various 2,750,000.00	3,355,015.08 0.00 600,881.89 2,753,742.60	3,070.83 650.00 4,812.50 2,391.67	0.00 390.59 (390.59) 2,001.08	0.00 2,001.08
3137EADK2	FHLMC Note 1.25% Due 08/01/2019	Various Various 5,400,000.00	5,327,303.08 0.00 0.00 5,329,352.79	5,625.00 0.00 11,250.00 5,625.00	2,049.71 0.00 2,049.71 7,674.71	0.00 7,674.71
3137EADL0	FHLMC Note 1% Due 09/29/2017	Various Various 4,000,000.00	3,993,791.24 0.00 0.00 3,994,265.20	16,888.89 20,000.00 222.22 3,333.33	473.96 0.00 473.96 3,807.29	0.00 3,807.29
3137EADM8	FHLMC Note 1.25% Due 10/02/2019	Various Various 5,350,000.00	5,276,872.45 0.00 0.00 5,278,820.79	27,678.82 0.00 33,251.74 5,572.92	1,948.34 0.00 1,948.34 7,521.26	0.00 7,521.26
3137EADN6	FHLMC Note 0.75% Due 01/12/2018	07/28/2015 07/29/2015 4,700,000.00	5,785,130.21 0.00 1,097,327.10 4,688,676.22	5,920.83 1,718.75 7,735.42 3,533.34	873.11 0.00 873.11 4,406.45	0.00 4,406.45
3137EADP1	FHLMC Note Due 03/07/2018	Various Various 0.00	3,179,185.54 0.00 3,180,165.94 0.00	13,533.34 15,555.56 0.00 2,022.22	980.40 0.00 980.40 3,002.62	0.00 3,002.62
3137EADR7	FHLMC Note 1.375% Due 05/01/2020	08/26/2015 08/27/2015 2,200,000.00	2,185,931.35 0.00 0.00 2,186,246.79	10,083.33 0.00 12,604.17 2,520.84	315.44 0.00 315.44 2,836.28	0.00 2,836.28
3137EAE9	FHLMC Note 1.125% Due 08/12/2021	Various Various 6,555,000.00	4,183,575.69 2,312,851.20 0.00 6,497,153.54	2,508.59 (3,276.56) 10,037.34 4,252.19	726.65 0.00 726.65 4,978.84	0.00 4,978.84

Income Earned
8/31/16 Thru 9/30/16

CUSIP	Security Description	Trade Date Settle Date Units	Book Value: Begin Book Value: Acq Book Value: Disp Book Value: End	Prior Accrued Inc. Received Ending Accrued Total Interest	Accr. Of Discount Amort. Of Premium Net Accret/Amort Income Earned	Unreal G/L Total Income
36962G7G3	General Electric Capital Corp Note 2.3% Due 01/14/2019	Various Various 3,510,000.00	3,527,641.56 0.00 0.00 3,527,029.72	10,539.75 0.00 17,267.24 6,727.49	32.58 644.42 (611.84) 6,115.65	0.00 6,115.65
40428HPH9	HSBC USA Inc Note 1.625% Due 01/16/2018	Various Various 3,600,000.00	3,594,309.01 0.00 0.00 3,594,649.11	7,312.51 0.00 12,187.51 4,875.00	340.10 0.00 340.10 5,215.10	0.00 5,215.10
43813JAC9	Honda Auto Receivables 2014-1 A3 0.67% Due 11/21/2017	Various Various 551,650.47	700,128.42 0.00 148,776.30 551,479.01	130.35 391.07 102.67 363.39	126.89 0.00 126.89 490.28	0.00 490.28
43813NAC0	Honda Auto Receivables 2015-2 A3 1.04% Due 02/21/2019	Various Various 3,115,000.00	3,112,510.33 0.00 0.00 3,112,593.03	899.89 2,699.66 899.89 2,699.66	82.70 0.00 82.70 2,782.36	0.00 2,782.36
43814GAC4	Honda Auto Receivables 2014-2 A3 0.77% Due 03/19/2018	05/13/2014 05/21/2014 578,929.61	655,278.37 0.00 76,367.43 578,915.03	182.21 420.48 160.97 399.24	4.09 0.00 4.09 403.33	0.00 403.33
43814HAC2	Honda Auto Receivables 2014-3 A3 0.88% Due 06/15/2018	08/12/2014 08/20/2014 861,474.79	961,171.82 0.00 99,752.48 861,429.80	375.95 704.90 336.93 665.88	10.46 0.00 10.46 676.34	0.00 676.34
43814QAC2	Honda Auto Receivables 2016-2 A3 1.35% Due 04/15/2020	05/24/2016 05/31/2016 1,770,000.00	1,769,967.92 0.00 0.00 1,769,968.65	1,093.47 2,050.25 1,093.47 2,050.25	0.73 0.00 0.73 2,050.98	0.00 2,050.98
458140AL4	Intel Corp Note 1.35% Due 12/15/2017	Various Various 2,500,000.00	2,501,234.17 0.00 0.00 2,501,155.40	7,125.00 0.00 9,937.50 2,812.50	5.85 84.62 (78.77) 2,733.73	0.00 2,733.73
459200HZ7	IBM Corp Note 1.125% Due 02/06/2018	Various Various 3,440,000.00	3,433,594.04 0.00 0.00 3,433,961.50	2,687.50 0.00 5,912.50 3,225.00	367.46 0.00 367.46 3,592.46	0.00 3,592.46
477877AD6	John Deere Owner Trust 2014-B A3 1.07% Due 11/15/2018	Various Various 2,260,952.69	2,417,442.76 0.00 156,521.08 2,260,925.65	1,149.65 2,155.59 1,075.21 2,081.15	46.79 42.82 3.97 2,085.12	0.00 2,085.12
477879AC4	John Deere Owner Trust 2013-B A3 0.87% Due 08/15/2017	08/27/2013 09/04/2013 11,829.21	24,010.74 0.00 12,182.32 11,828.85	9.28 17.41 4.57 12.70	0.43 0.00 0.43 13.13	0.00 13.13



**City of Stockton Consolidated
Account #10021**

**Income Earned
8/31/16 Thru 9/30/16**

CUSIP	Security Description	Trade Date Settle Date Units	Book Value: Begin Book Value: Acq Book Value: Disp Book Value: End	Prior Accrued Inc. Received Ending Accrued Total Interest	Accr. Of Discount Amort. Of Premium Net Accret/Amort Income Earned	Unreal G/L Total Income
47787VAC5	John Deere Owner Trust 2014-A A3 0.92% Due 04/16/2018	Various Various 913,015.41	1,002,517.00 0.00 89,485.13 913,028.42	409.92 768.59 373.32 731.99	6.16 9.61 (3.45) 728.54	0.00 728.54
47788MAC4	John Deere Owner Trust 2016-A A3 1.36% Due 04/15/2020	02/23/2016 03/02/2016 2,450,000.00	2,449,661.26 0.00 0.00 2,449,668.95	1,480.89 2,776.67 1,480.89 2,776.67	7.69 0.00 7.69 2,784.36	0.00 2,784.36
47788NAB4	John Deere Owner Trust 2016-B A2 1.09% Due 02/15/2019	07/19/2016 07/27/2016 2,915,000.00	2,914,829.05 0.00 0.00 2,914,834.77	3,000.83 4,236.47 1,412.16 2,647.80	5.72 0.00 5.72 2,653.52	0.00 2,653.52
594918BG8	Microsoft Callable Note Cont. 10/03/20 2% Due 11/03/2020	10/29/2015 11/03/2015 1,515,000.00	1,513,989.00 0.00 0.00 1,514,008.91	9,931.67 0.00 12,456.67 2,525.00	19.91 0.00 19.91 2,544.91	0.00 2,544.91
594918BP8	Microsoft Callable Note Cont 7/8/21 1.55% Due 08/08/2021	Various 08/08/2016 2,980,000.00	2,976,507.12 0.00 0.00 2,976,565.27	2,951.03 0.00 6,800.19 3,849.16	58.15 0.00 58.15 3,907.31	0.00 3,907.31
65478WAB1	Nissan Auto Receivables Owner 2016-C A2A 1.07% Due 05/15/2019	08/02/2016 08/10/2016 2,040,000.00	2,039,921.37 0.00 0.00 2,039,923.77	1,273.30 2,122.17 970.13 1,819.00	2.40 0.00 2.40 1,821.40	0.00 1,821.40
68389XAN5	Oracle Corp Note 1.2% Due 10/15/2017	Various Various 2,375,000.00	2,368,707.12 0.00 0.00 2,369,168.70	10,766.66 0.00 13,141.66 2,375.00	461.58 0.00 461.58 2,836.58	0.00 2,836.58
69371RK54	Paccar Financial Corp Note 1.6% Due 03/15/2017	03/10/2015 03/13/2015 830,000.00	832,263.25 0.00 0.00 831,915.06	6,123.56 6,640.00 590.22 1,106.66	0.00 348.19 (348.19) 758.47	0.00 758.47
713448CR7	PepsiCo Inc Note 1.25% Due 04/30/2018	Various Various 2,520,000.00	2,518,627.56 0.00 0.00 2,518,695.50	10,587.51 0.00 13,212.50 2,624.99	67.94 0.00 67.94 2,692.93	0.00 2,692.93
717081DJ9	Pfizer Inc. Note 1.1% Due 05/15/2017	05/12/2014 05/15/2014 685,000.00	684,859.20 0.00 0.00 684,875.70	2,218.64 0.00 2,846.56 627.92	16.50 0.00 16.50 644.42	0.00 644.42
74005PBH6	Praxair Note 1.25% Due 11/07/2018	Various Various 2,990,000.00	2,964,845.88 0.00 0.00 2,965,792.71	11,835.41 0.00 14,950.00 3,114.59	946.83 0.00 946.83 4,061.42	0.00 4,061.42

Income Earned
 8/31/16 Thru 9/30/16

CUSIP	Security Description	Trade Date Settle Date Units	Book Value: Begin Book Value: Acq Book Value: Disp Book Value: End	Prior Accrued Inc. Received Ending Accrued Total Interest	Accr. Of Discount Amort. Of Premium Net Accret/Amort Income Earned	Unreal G/L Total Income
747525AD5	Qualcomm Inc Note 2.25% Due 05/20/2020	Various Various 3,675,000.00	3,649,469.71 0.00 0.00 3,650,034.13	23,198.43 0.00 30,089.07 6,890.64	564.42 0.00 564.42 7,455.06	0.00 7,455.06
808513AK1	Charles Schwab Corp Callable Note Cont 2/10/2018 1.5% Due 03/10/2018	Various Various 3,635,000.00	3,638,793.30 0.00 0.00 3,638,588.27	25,899.38 27,262.50 3,180.63 4,543.75	3.58 208.61 (205.03) 4,338.72	0.00 4,338.72
857477AV5	State Street Bank Note 1.95% Due 05/19/2021	05/16/2016 05/19/2016 2,230,000.00	2,228,907.08 0.00 0.00 2,228,926.13	12,320.75 0.00 15,944.50 3,623.75	19.05 0.00 19.05 3,642.80	0.00 3,642.80
880591EQ1	Tennessee Valley Authority Note 1.75% Due 10/15/2018	Various Various 3,775,000.00	3,787,623.81 0.00 0.00 3,787,134.52	24,956.94 0.00 30,462.15 5,505.21	0.00 489.29 (489.29) 5,015.92	0.00 5,015.92
89231MAC9	Toyota Auto Receivables Owner 2014-A 0.67% Due 12/15/2017	Various Various 479,625.72	584,167.07 0.00 104,575.60 479,603.71	173.96 326.18 142.82 295.04	12.24 0.00 12.24 307.28	0.00 307.28
89231TAB6	Toyota Auto Receivables Owner 2015-C 0.92% Due 02/15/2018	08/18/2015 08/26/2015 875,860.15	1,033,462.69 0.00 157,651.44 875,821.05	422.59 792.36 358.13 727.90	9.80 0.00 9.80 737.70	0.00 737.70
89236TCA1	Toyota Motor Credit Corp Note 1.45% Due 01/12/2018	Various Various 2,955,000.00	2,957,933.46 0.00 0.00 2,957,756.74	5,832.02 0.00 9,402.64 3,570.62	24.56 201.28 (176.72) 3,393.90	0.00 3,393.90
89236WAC2	Toyota Auto Receivables Owner 2015-A 1.12% Due 02/15/2019	Various Various 2,540,000.00	2,538,875.77 0.00 0.00 2,538,939.16	1,264.35 2,370.67 1,264.35 2,370.67	63.39 0.00 63.39 2,434.06	0.00 2,434.06
91159HHE3	US Bancorp Callable Note Cont 10/15/2018 1.95% Due 11/15/2018	02/12/2014 02/18/2014 265,000.00	265,255.78 0.00 0.00 265,245.87	1,521.54 0.00 1,952.17 430.63	0.00 9.91 (9.91) 420.72	0.00 420.72
91159HHH6	US Bancorp Callable Note Cont 3/25/2019 2.2% Due 04/25/2019	Various Various 4,025,000.00	4,050,845.48 0.00 0.00 4,050,014.94	30,992.50 0.00 38,371.67 7,379.17	38.19 868.73 (830.54) 6,548.63	0.00 6,548.63
912828B90	US Treasury Note 2% Due 02/28/2021	04/26/2016 04/28/2016 6,000,000.00	6,156,517.91 0.00 0.00 6,153,656.52	331.49 0.00 10,276.24 9,944.75	0.00 2,861.39 (2,861.39) 7,083.36	0.00 7,083.36



City of Stockton Consolidated
Account #10021

Income Earned
8/31/16 Thru 9/30/16

CUSIP	Security Description	Trade Date Settle Date Units	Book Value: Begin Book Value: Acq Book Value: Disp Book Value: End	Prior Accrued Inc. Received Ending Accrued Total Interest	Accr. Of Discount Amort. Of Premium Net Accret/Amort Income Earned	Unreal G/L Total Income
912828J84	US Treasury Note 1.375% Due 03/31/2020	Various Various 6,350,000.00	6,361,352.36 0.00 0.00 6,361,091.78	36,738.04 43,656.25 239.87 7,158.08	218.16 478.74 (260.58) 6,897.50	0.00 6,897.50
912828L32	US Treasury Note 1.375% Due 08/31/2020	Various Various 6,700,000.00	6,703,520.79 0.00 0.00 6,703,448.44	254.50 0.00 7,889.16 7,634.66	24.89 97.24 (72.35) 7,562.31	0.00 7,562.31
912828L99	US Treasury Note 1.375% Due 10/31/2020	Various Various 6,400,000.00	6,326,296.75 0.00 0.00 6,327,750.47	29,652.17 0.00 36,826.09 7,173.92	1,563.47 109.75 1,453.72 8,627.64	0.00 8,627.64
912828N89	US Treasury Note 1.375% Due 01/31/2021	03/09/2016 03/11/2016 3,750,000.00	3,746,705.82 0.00 0.00 3,746,767.08	4,483.70 0.00 8,687.16 4,203.46	61.26 0.00 61.26 4,264.72	0.00 4,264.72
912828R85	US Treasury Note 0.875% Due 06/15/2019	07/28/2016 07/29/2016 6,500,000.00	6,509,848.77 0.00 0.00 6,509,558.25	12,120.90 0.00 16,782.79 4,661.89	0.00 290.52 (290.52) 4,371.37	0.00 4,371.37
912828SD3	US Treasury Note 1.25% Due 01/31/2019	Various Various 5,350,000.00	5,323,242.39 0.00 0.00 5,324,152.52	5,815.23 0.00 11,266.98 5,451.75	910.13 0.00 910.13 6,361.88	0.00 6,361.88
912828ST8	US Treasury Note 1.25% Due 04/30/2019	Various Various 5,350,000.00	5,301,972.12 0.00 0.00 5,303,455.99	22,533.97 0.00 27,985.74 5,451.77	1,483.87 0.00 1,483.87 6,935.64	0.00 6,935.64
912828TH3	US Treasury Note 0.875% Due 07/31/2019	03/01/2016 03/02/2016 6,700,000.00	6,660,721.85 0.00 0.00 6,661,830.36	5,097.83 0.00 9,877.04 4,779.21	1,108.51 0.00 1,108.51 5,887.72	0.00 5,887.72
912828TM2	US Treasury Note 0.625% Due 08/31/2017	Various Various 5,800,000.00	5,792,645.51 0.00 0.00 5,793,251.65	100.14 0.00 3,104.28 3,004.14	608.46 2.32 606.14 3,610.28	0.00 3,610.28
912828UB4	US Treasury Note 1% Due 11/30/2019	Various Various 6,475,000.00	6,362,368.40 0.00 0.00 6,365,219.83	16,452.86 0.00 21,760.25 5,307.39	2,851.43 0.00 2,851.43 8,158.82	0.00 8,158.82
912828UQ1	US Treasury Note 1.25% Due 02/29/2020	Various Various 5,925,000.00	5,863,324.48 0.00 0.00 5,864,774.53	204.59 0.00 6,342.37 6,137.78	1,450.05 0.00 1,450.05 7,587.83	0.00 7,587.83




CUSIP	Security Description	Trade Date Settle Date Units	Book Value: Begin Book Value: Acq Book Value: Disp Book Value: End	Prior Accrued Inc. Received Ending Accrued Total Interest	Accr. Of Discount Amort. Of Premium Net Accret/Amort Income Earned	Unreal G/L Total Income
912828VF4	US Treasury Note 1.375% Due 05/31/2020	Various Various 5,925,000.00	5,871,319.22 0.00 0.00 5,872,496.43	20,701.08 0.00 27,378.84 6,677.76	1,177.21 0.00 1,177.21 7,854.97	0.00 7,854.97
912828WD8	US Treasury Note 1.25% Due 10/31/2018	Various Various 4,350,000.00	4,331,082.16 0.00 0.00 4,331,800.56	18,322.01 0.00 22,754.76 4,432.75	718.40 0.00 718.40 5,151.15	0.00 5,151.15
913017BU2	United Tech Corp Note 1.8% Due 06/01/2017	Various Various 3,120,000.00	3,136,897.44 0.00 0.00 3,135,040.58	14,040.00 0.00 18,720.00 4,680.00	1.70 1,858.56 (1,856.86) 2,823.14	0.00 2,823.14
931142DF7	Wal-Mart Stores Note 1.125% Due 04/11/2018	04/04/2013 04/11/2013 1,045,000.00	1,044,690.94 0.00 0.00 1,044,706.74	4,571.88 0.00 5,551.56 979.68	15.80 0.00 15.80 995.48	0.00 995.48
94974BGF1	Wells Fargo Corp Note 2.15% Due 01/30/2020	Various Various 3,660,000.00	3,647,874.33 0.00 0.00 3,648,166.28	6,776.08 0.00 13,333.59 6,557.51	291.95 0.00 291.95 6,849.46	0.00 6,849.46
			307,530,781.42	944,777.61	30,870.08	
			6,452,494.33	427,187.52	15,684.08	
			12,462,920.63	922,005.07	15,186.00	0.00
			302,091,338.05	404,414.98	419,600.98	419,600.98

Cash & Equivalent

06417GNP9	Bank of Nova Scotia Yankee CD 1.26% Due 03/01/2017	08/29/2016 08/30/2016 6,500,000.00	6,499,998.59 0.00 0.00 6,499,998.82	682.50 0.00 7,507.50 6,825.00	0.23 0.00 0.23 6,825.23	0.00 6,825.23
06538BKS1	Bank of Tokyo Mitsubishi NY Discount CP 0.74% Due 10/26/2016	06/27/2016 06/28/2016 6,485,000.00	6,477,668.34 0.00 0.00 6,481,667.43	0.00 0.00 0.00 0.00	3,999.09 0.00 3,999.09 3,999.09	0.00 3,999.09
21687AQU0	Rabobank Nederland NV NY Discount CP 1.12% Due 03/28/2017	09/27/2016 09/28/2016 6,525,000.00	0.00 6,488,257.01 0.00 6,488,866.01	0.00 0.00 0.00 0.00	609.00 0.00 609.00 609.00	0.00 609.00
60934N104	Federated Prime Value Oblig GOVT OBLIG MMF	Various Various 130,789.02	207,785.39 10,565,681.11 10,642,677.48 130,789.02	0.00 297.36 0.00 297.36	0.00 0.00 0.00 297.36	0.00 297.36



CUSIP	Security Description	Trade Date Settle Date Units	Book Value: Begin Book Value: Acq Book Value: Disp Book Value: End	Prior Accrued Inc. Received Ending Accrued Total Interest	Accr. Of Discount Amort. Of Premium Net Accret/Amort Income Earned	Unreal G/L Total Income
90AIG\$002	AIG GIC Due 09/01/2037	09/01/2015 09/01/2015 0.00	0.00 0.00 0.00 0.00	0.00 240,397.93 0.00 240,397.93	0.00 0.00 0.00 240,397.93	0.00 0.00 0.00 240,397.93
94975P405	Wells Fargo Adv Govt #1751 Money Market Fund	Various Various 25,761,991.22	26,980,585.52 0.00 1,218,594.30 25,761,991.22	0.00 0.00 0.00 0.00	0.00 0.00 0.00 0.00	0.00 0.00 0.00 0.00
			40,166,037.84	682.50	4,608.32	
			17,053,938.12	240,695.29	0.00	
			11,861,271.78	7,507.50	4,608.32	0.00
		45,402,780.24	45,363,312.50	247,520.29	252,128.61	252,128.61
TOTAL Cash & Equivalent						
Local Agency Investment Fund						
90LAIF\$00	Local Agency Investment Fund State Pool	Various Various 45,000,000.00	45,000,000.00 0.00 0.00 45,000,000.00	66,104.55 0.00 87,891.38 21,786.83	0.00 0.00 0.00 21,786.83	0.00 0.00 0.00 21,786.83
			45,000,000.00	66,104.55	0.00	
			0.00	0.00	0.00	0.00
			0.00	87,891.38	0.00	0.00
		45,000,000.00	45,000,000.00	21,786.83	21,786.83	21,786.83
TOTAL Local Agency Investment Fund						
			392,696,819.26	1,011,564.66	35,478.40	
			23,506,432.45	667,882.81	15,684.08	
			24,324,192.41	1,017,403.95	19,794.32	0.00
		392,494,118.29	391,898,853.62	673,722.10	693,516.42	693,516.42
TOTAL PORTFOLIO						



Cash Flow Report

From 09/30/2016


Payment Date	Transaction Type	CUSIP	Quantity	Security Description	Principal Amount	Income	Total Amount
10/02/2016	Interest	3137EADM8	5,350,000.00	FHLMC Note 1.25% Due 10/2/2019	0.00	33,437.50	33,437.50
10/10/2016	Interest	02665WAC5	1,950,000.00	American Honda Finance Note 2.125% Due 10/10/2018	0.00	20,718.76	20,718.76
10/11/2016	Interest	931142DF7	1,045,000.00	Wal-Mart Stores Note 1.125% Due 4/11/2018	0.00	5,878.13	5,878.13
10/15/2016	Dividend	90LAIF\$00	18,763,706.00	Local Agency Investment Fund State Pool	0.00	28,148.67	28,148.67
10/15/2016	Interest	68389XAN5	2,375,000.00	Oracle Corp Note 1.2% Due 10/15/2017	0.00	14,250.00	14,250.00
10/15/2016	Interest	880591EQ1	3,775,000.00	Tennessee Valley Authority Note 1.75% Due 10/15/2018	0.00	33,031.25	33,031.25
10/15/2016	Paydown	89231MAC9	479,625.72	Toyota Auto Receivables Owner 2014-A 0.67% Due 12/15/2017	104,136.66	267.79	104,404.45
10/15/2016	Paydown	161571GC2	2,545,000.00	Chase CHAIT Pool #2013-A8 1.01% Due 10/15/2018	0.00	2,142.04	2,142.04
10/15/2016	Paydown	161571HH0	4,140,000.00	Chase CHAIT Pool #2016-A7 1.06% Due 9/16/2019	666,794.42	3,900.80	670,695.22
10/15/2016	Paydown	43814QAC2	1,770,000.00	Honda Auto Receivables 2016-2 A3 1.39% Due 4/15/2020	40,170.01	2,050.25	42,220.26
10/15/2016	Paydown	47788NAB4	2,915,000.00	John Deere Owner Trust 2016-B A2 1.09% Due 2/15/2019	0.00	2,647.79	2,647.79
10/15/2016	Paydown	65478WAB1	2,040,000.00	Nissan Auto Receivables Owner 2016-C A2A 1.07% Due 5/15/2019	62,873.24	1,819.00	64,692.24
10/15/2016	Paydown	43814HAC2	861,474.79	Honda Auto Receivables 2014-3 A3 0.88% Due 6/15/2018	94,174.32	631.75	94,806.07
10/15/2016	Paydown	477877AD6	2,260,952.69	John Deere Owner Trust 2014-B A3 1.07% Due 11/15/2018	197,256.21	2,016.01	199,272.22
10/15/2016	Paydown	477879AC4	11,829.21	John Deere Owner Trust 2013-B A3 0.87% Due 8/15/2017	1,070.24	8.58	1,078.82
10/15/2016	Paydown	47787VAC5	913,015.41	John Deere Owner Trust 2014-A A3 0.92% Due 4/16/2018	145,812.90	699.98	146,512.88
10/15/2016	Paydown	47788MAC4	2,450,000.00	John Deere Owner Trust 2016-A A3 1.36% Due 4/15/2020	0.00	2,776.67	2,776.67
10/15/2016	Paydown	89231TAB6	875,860.15	Toyota Auto Receivables Owner 2015-C 0.92% Due 2/15/2018	68,490.83	671.49	69,162.32
10/15/2016	Paydown	89236WAC2	2,540,000.00	Toyota Auto Receivables Owner 2015-A 1.12% Due 2/15/2019	181,748.31	2,370.67	184,118.98
10/18/2016	Paydown	43814GAC4	578,929.61	Honda Auto Receivables 2014-2 A3 0.77% Due 3/19/2018	82,559.99	371.48	82,931.47



**City of Stockton Consolidated
Account #10021**

Cash Flow Report
From 09/30/2016


Payment Date	Transaction Type	CUSIP	Quantity	Security Description	Principal Amount	Income	Total Amount
10/21/2016	Paydown	43813JAC9	551,650.47	Honda Auto Receivables 2014-1 A3 0.67% Due 11/21/2017	183,682.90	308.00	183,990.90
10/21/2016	Paydown	43813NAC0	3,115,000.00	Honda Auto Receivables 2015-2 A3 1.04% Due 2/21/2019	142,832.04	2,699.66	145,531.70
10/25/2016	Interest	3130A4GJ5	3,335,000.00	FHLB Note 1.125% Due 4/25/2018	0.00	18,759.37	18,759.37
10/25/2016	Interest	91159HHH6	4,025,000.00	US Bancorp Callable Note Cont 3/25/2019 2.2% Due 4/25/2019	0.00	44,275.00	44,275.00
10/26/2016	Maturity	06538BKS1	6,485,000.00	Bank of Tokyo Mitsubishi NY Discount CP 0.74% Due 10/26/2016	6,485,000.00	0.00	6,485,000.00
10/30/2016	Interest	713448CR7	2,520,000.00	PepsiCo Inc Note 1.25% Due 4/30/2018	0.00	15,750.00	15,750.00
10/31/2016	Interest	912828ST8	5,350,000.00	US Treasury Note 1.25% Due 4/30/2019	0.00	33,437.50	33,437.50
10/31/2016	Interest	912828WD8	4,350,000.00	US Treasury Note 1.25% Due 10/31/2018	0.00	27,187.50	27,187.50
10/31/2016	Interest	912828L99	6,400,000.00	US Treasury Note 1.375% Due 10/31/2020	0.00	44,000.00	44,000.00
Oct 2016					8,456,602.07	344,255.64	8,800,857.71
11/01/2016	Interest	3137EADR7	2,200,000.00	FHLMC Note 1.375% Due 5/1/2020	0.00	15,125.00	15,125.00
11/03/2016	Interest	037833AJ9	3,000,000.00	Apple Inc Note 1% Due 5/3/2018	0.00	15,000.00	15,000.00
11/03/2016	Interest	594918BG8	1,515,000.00	Microsoft Callable Note Cont. 10/03/20 2% Due 11/3/2020	0.00	15,150.00	15,150.00
11/06/2016	Interest	3135G0K69	5,900,000.00	FNMA Note 1.25% Due 5/6/2021	0.00	34,826.39	34,826.39
11/07/2016	Interest	74005PBH6	2,990,000.00	Praxair Note 1.25% Due 11/7/2018	0.00	18,687.50	18,687.50
11/15/2016	Interest	91159HHE3	265,000.00	US Bancorp Callable Note Cont 10/15/2018 1.95% Due 11/15/2018	0.00	2,583.75	2,583.75
11/15/2016	Interest	717081DJ9	685,000.00	Pfizer Inc. Note 1.1% Due 5/15/2017	0.00	3,767.50	3,767.50
11/15/2016	Paydown	89231MAC9	479,625.72	Toyota Auto Receivables Owner 2014-A 0.67% Due 12/15/2017	100,035.65	209.65	100,245.30
11/15/2016	Paydown	89231TAB6	875,860.15	Toyota Auto Receivables Owner 2015-C 0.92% Due 2/15/2018	66,378.80	618.98	66,997.78
11/15/2016	Paydown	89236WAC2	2,540,000.00	Toyota Auto Receivables Owner 2015-A 1.12% Due 2/15/2019	177,729.66	2,201.03	179,930.69
11/15/2016	Paydown	43814HAC2	861,474.79	Honda Auto Receivables 2014-3 A3 0.88% Due 6/15/2018	92,541.31	562.69	93,104.00



Cash Flow Report

From 09/30/2016

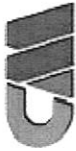
Payment Date	Transaction Type	CUSIP	Quantity	Security Description	Principal Amount	Income	Total Amount
11/15/2016	Paydown	43814CAC2	1,770,000.00	Honda Auto Receivables 2016-2 A3 1.39% Due 4/15/2020	40,216.54	2,003.72	42,220.26
11/15/2016	Paydown	477877AD6	2,260,952.69	John Deere Owner Trust 2014-B A3 1.07% Due 11/15/2018	191,791.05	1,840.13	193,631.18
11/15/2016	Paydown	65478WAB1	2,040,000.00	Nissan Auto Receivables Owner 2016-C A2A 1.07% Due 5/15/2019	62,929.30	1,762.94	64,692.24
11/15/2016	Paydown	161571GC2	2,545,000.00	Chase CHAIT Pool #2013-A8 1.01% Due 10/15/2018	105,028.96	2,142.04	107,171.00
11/15/2016	Paydown	161571HH0	4,140,000.00	Chase CHAIT Pool #2016-A7 1.06% Due 9/16/2019	615,069.18	3,068.00	618,137.18
11/15/2016	Paydown	477879AC4	11,829.21	John Deere Owner Trust 2013-B A3 0.87% Due 8/15/2017	1,071.27	7.80	1,079.07
11/15/2016	Paydown	47787VAC5	913,015.41	John Deere Owner Trust 2014-A A3 0.92% Due 4/16/2018	140,695.42	588.18	141,283.60
11/15/2016	Paydown	47788MAC4	2,450,000.00	John Deere Owner Trust 2016-A A3 1.36% Due 4/15/2020	0.00	2,776.67	2,776.67
11/15/2016	Paydown	47788NAB4	2,915,000.00	John Deere Owner Trust 2016-B A2 1.09% Due 2/15/2019	0.00	2,647.79	2,647.79
11/18/2016	Paydown	43814GAC4	578,929.61	Honda Auto Receivables 2014-2 A3 0.77% Due 3/19/2018	79,653.17	318.50	79,971.67
11/19/2016	Interest	857477AV5	2,230,000.00	State Street Bank Note 1.95% Due 5/19/2021	0.00	21,742.50	21,742.50
11/20/2016	Interest	747525AD5	3,675,000.00	Qualcomm Inc Note 2.25% Due 5/20/2020	0.00	41,343.75	41,343.75
11/21/2016	Interest	3135G0WJ8	5,300,000.00	FNMA Note 0.875% Due 5/21/2018	0.00	23,187.50	23,187.50
11/21/2016	Paydown	43813JAC9	551,650.47	Honda Auto Receivables 2014-1 A3 0.67% Due 11/21/2017	183,883.41	205.45	184,088.86
11/21/2016	Paydown	43813NAC0	3,115,000.00	Honda Auto Receivables 2015-2 A3 1.04% Due 2/21/2019	140,332.29	2,575.88	142,908.17
11/27/2016	Interest	3135G0YT4	3,750,000.00	FNMA Note	0.00	30,468.75	30,468.75
11/30/2016	Interest	3135G0F73	6,400,000.00	FNMA Note 1.5% Due 11/30/2020	0.00	48,000.00	48,000.00
11/30/2016	Interest	3137EADG1	5,275,000.00	FHLMC Note 1.75% Due 5/30/2019	0.00	46,156.25	46,156.25
11/30/2016	Interest	912828UB4	6,475,000.00	US Treasury Note 1% Due 11/30/2019	0.00	32,375.00	32,375.00
11/30/2016	Interest	912828VF4	5,925,000.00	US Treasury Note 1.375% Due 5/31/2020	0.00	40,734.38	40,734.38
Nov 2016					1,997,356.01	412,677.72	2,410,033.73



**City of Stockton Consolidated
Account #10021**

Cash Flow Report
From 09/30/2016

Payment Date	Transaction Type	CUSIP	Quantity	Security Description	Principal Amount	Income	Total Amount
12/01/2016	Interest	913017BU2	3,120,000.00	United Tech Corp Note 1.8% Due 6/1/2017	0.00	28,080.00	28,080.00
12/05/2016	Interest	166764AA8	1,550,000.00	Chevron Corp Callable Note Cont 11/5/17 1.104% Due 12/5/2017	0.00	8,556.00	8,556.00
12/11/2016	Interest	02665WAQ4	1,665,000.00	American Honda Finance Note 1.55% Due 12/11/2017	0.00	12,903.75	12,903.75
12/13/2016	Interest	24422ESF7	565,000.00	John Deere Capital Corp Note 1.95% Due 12/13/2018	0.00	5,508.75	5,508.75
12/14/2016	Interest	313376BR5	2,500,000.00	FHLB Note 1.75% Due 12/14/2018	0.00	21,875.00	21,875.00
12/15/2016	Interest	458140AL4	2,500,000.00	Intel Corp Note 1.35% Due 12/15/2017	0.00	16,875.00	16,875.00
12/15/2016	Interest	912828R85	6,500,000.00	US Treasury Note 0.875% Due 6/15/2019	0.00	28,437.50	28,437.50
12/15/2016	Paydown	43814HAC2	861,474.79	Honda Auto Receivables 2014-3 A3 0.88% Due 6/15/2018	90,854.25	494.82	91,349.07
12/15/2016	Paydown	477877AD6	2,260,952.69	John Deere Owner Trust 2014-B A3 1.07% Due 11/15/2018	186,316.86	1,669.12	187,985.98
12/15/2016	Paydown	477879AC4	11,829.21	John Deere Owner Trust 2013-B A3 0.87% Due 8/15/2017	1,072.30	7.02	1,079.32
12/15/2016	Paydown	47787VAC5	913,015.41	John Deere Owner Trust 2014-A A3 0.92% Due 4/16/2018	135,571.99	480.32	136,052.31
12/15/2016	Paydown	47788MAC4	2,450,000.00	John Deere Owner Trust 2016-A A3 1.36% Due 4/15/2020	0.00	2,776.67	2,776.67
12/15/2016	Paydown	89231TAB6	875,860.15	Toyota Auto Receivables Owner 2015-C 0.92% Due 2/15/2018	64,264.94	568.09	64,833.03
12/15/2016	Paydown	89236WAC2	2,540,000.00	Toyota Auto Receivables Owner 2015-A 1.12% Due 2/15/2019	173,706.34	2,035.15	175,741.49
12/15/2016	Paydown	47788NAB4	2,915,000.00	John Deere Owner Trust 2016-B A2 1.09% Due 2/15/2019	0.00	2,647.79	2,647.79
12/15/2016	Paydown	65478WAB1	2,040,000.00	Nissan Auto Receivables Owner 2016-C A2A 1.07% Due 5/15/2019	62,985.41	1,706.83	64,692.24
12/15/2016	Paydown	89231MAC9	479,625.72	Toyota Auto Receivables Owner 2014-A 0.67% Due 12/15/2017	95,929.89	153.80	96,083.69
12/15/2016	Paydown	161571GC2	2,545,000.00	Chase CHAIT Pool #2013-A8 1.01% Due 10/15/2018	105,116.49	2,053.64	107,170.13
12/15/2016	Paydown	161571HH0	4,140,000.00	Chase CHAIT Pool #2016-A7 1.06% Due 9/16/2019	561,451.08	2,524.69	563,975.77
12/15/2016	Paydown	43814QAC2	1,770,000.00	Honda Auto Receivables 2016-2 A3 1.39% Due 4/15/2020	40,263.12	1,957.14	42,220.26



Cash Flow Report

From 09/30/2016


Payment Date	Transaction Type	CUSIP	Quantity	Security Description	Principal Amount	Income	Total Amount
12/18/2016	Paydown	43814GAC4	578,929.61	Honda Auto Receivables 2014-2 A3 0.77% Due 3/19/2018	76,743.50	267.39	77,010.89
12/20/2016	Interest	3135G0ZE6	5,300,000.00	FNMA Note 1.75% Due 6/20/2019	0.00	46,375.00	46,375.00
12/21/2016	Interest	313379DD8	1,500,000.00	FHLB Note 1% Due 6/21/2017	0.00	7,500.00	7,500.00
12/21/2016	Paydown	43813JAC9	551,650.47	Honda Auto Receivables 2014-1 A3 0.67% Due 11/21/2017	184,084.15	102.79	184,186.94
12/21/2016	Paydown	43813NAC0	3,115,000.00	Honda Auto Receivables 2015-2 A3 1.04% Due 2/21/2019	137,829.22	2,454.26	140,283.48
12/22/2016	Interest	3135G0D75	6,400,000.00	FNMA Note 1.5% Due 6/22/2020	0.00	48,000.00	48,000.00
Dec 2016					1,916,189.54	246,010.52	2,162,200.06
01/12/2017	Interest	3137EADN6	4,700,000.00	FHLMC Note 0.75% Due 1/12/2018	0.00	17,625.00	17,625.00
01/12/2017	Interest	89236TCA1	2,955,000.00	Toyota Motor Credit Corp Note 1.45% Due 1/12/2018	0.00	21,423.75	21,423.75
01/13/2017	Maturity	24422ERL5	910,000.00	John Deere Capital Corp Note 2% Due 1/13/2017	910,000.00	9,100.00	919,100.00
01/14/2017	Interest	36962G7G3	3,510,000.00	General Electric Capital Corp Note 2.3% Due 1/14/2019	0.00	40,365.00	40,365.00
01/15/2017	Paydown	161571GC2	2,545,000.00	Chase CHAIT Pool #2013-A8 1.01% Due 10/15/2018	105,204.08	1,965.17	107,169.25
01/15/2017	Paydown	161571HH0	4,140,000.00	Chase CHAIT Pool #2016-A7 1.06% Due 9/16/2019	505,879.97	2,028.74	507,908.71
01/15/2017	Paydown	43814HAC2	861,474.79	Honda Auto Receivables 2014-3 A3 0.88% Due 6/15/2018	89,111.76	428.20	89,539.96
01/15/2017	Paydown	43814QAC2	1,770,000.00	Honda Auto Receivables 2016-2 A3 1.39% Due 4/15/2020	40,309.76	1,910.50	42,220.26
01/15/2017	Paydown	477877AD6	2,260,952.69	John Deere Owner Trust 2014-B A3 1.07% Due 11/15/2018	180,833.60	1,502.99	182,336.59
01/15/2017	Paydown	47787VAC5	913,015.41	John Deere Owner Trust 2014-A A3 0.92% Due 4/16/2018	130,442.65	376.38	130,819.03
01/15/2017	Paydown	65478WAB1	2,040,000.00	Nissan Auto Receivables Owner 2016-C A2A 1.07% Due 5/15/2019	63,041.58	1,650.66	64,692.24
01/15/2017	Paydown	89231MAC9	479,625.72	Toyota Auto Receivables Owner 2014-A 0.67% Due 12/15/2017	91,819.40	100.23	91,919.63
01/15/2017	Paydown	89231TAB6	875,860.15	Toyota Auto Receivables Owner 2015-C 0.92% Due 2/15/2018	62,149.25	518.82	62,668.07
01/15/2017	Paydown	477879AC4	11,829.21	John Deere Owner Trust 2013-B A3 0.87% Due 8/15/2017	1,073.32	6.25	1,079.57



**City of Stockton Consolidated
Account #10021**

Cash Flow Report
From 09/30/2016

Payment Date	Transaction Type	CUSIP	Quantity	Security Description	Principal Amount	Income	Total Amount
01/15/2017	Paydown	47788MAC4	2,450,000.00	John Deere Owner Trust 2016-A A3 1.36% Due 4/15/2020	0.00	2,776.67	2,776.67
01/15/2017	Paydown	47788NAB4	2,915,000.00	John Deere Owner Trust 2016-B A2 1.09% Due 2/15/2019	0.00	2,647.79	2,647.79
01/15/2017	Paydown	89236WAC2	2,540,000.00	Toyota Auto Receivables Owner 2015-A 1.12% Due 2/15/2019	169,678.34	1,873.03	171,551.37
01/16/2017	Interest	40428HPH9	3,600,000.00	HSBC USA Inc Note 1.625% Due 1/16/2018	0.00	29,250.00	29,250.00
01/17/2017	Paydown	89231MAC9	479,625.72	Toyota Auto Receivables Owner 2014-A 0.67% Due 12/15/2017	87,704.14	3.26	87,707.40
01/18/2017	Paydown	43814GAC4	578,929.61	Honda Auto Receivables 2014-2 A3 0.77% Due 3/19/2018	73,830.99	218.15	74,049.14
01/20/2017	Interest	3135G0E33	5,300,000.00	FNMA Note	0.00	29,812.50	29,812.50
01/21/2017	Paydown	43813NAC0	3,115,000.00	Honda Auto Receivables 2015-2 A3 1.04% Due 2/21/2019	135,322.82	2,334.81	137,657.63
01/28/2017	Interest	3137EADJ5	2,750,000.00	FHLMC Note Due 7/28/2017	0.00	13,750.01	13,750.01
01/30/2017	Interest	94974BGF1	3,660,000.00	Wells Fargo Corp Note 2.15% Due 1/30/2020	0.00	39,345.00	39,345.00
01/31/2017	Interest	912828N89	3,750,000.00	US Treasury Note 1.375% Due 1/31/2021	0.00	25,781.25	25,781.25
01/31/2017	Interest	912828SD3	5,350,000.00	US Treasury Note 1.25% Due 1/31/2019	0.00	33,437.50	33,437.50
01/31/2017	Interest	912828TH3	6,700,000.00	US Treasury Note 0.875% Due 7/31/2019	0.00	29,312.50	29,312.50
Jan 2017					2,646,401.66	309,544.16	2,955,945.82
02/01/2017	Interest	3137EADK2	5,400,000.00	FHLMC Note 1.25% Due 8/1/2019	0.00	33,750.00	33,750.00
02/06/2017	Interest	459200HZ7	3,440,000.00	IBM Corp Note 1.125% Due 2/6/2018	0.00	19,350.00	19,350.00
02/08/2017	Interest	594918BP8	2,980,000.00	Microsoft Callable Note Cont 7/8/21 1.55% Due 8/8/2021	0.00	23,095.00	23,095.00
02/12/2017	Interest	3137EAEC9	6,555,000.00	FHLMC Note 1.125% Due 8/12/2021	0.00	36,871.88	36,871.88
02/15/2017	Interest	084664CK5	1,905,000.00	Berkshire Hathaway Note 1.3% Due 8/15/2019	0.00	12,382.50	12,382.50
02/15/2017	Interest	22160KAG0	1,565,000.00	Costco Wholesale Corp Note 1.75% Due 2/15/2020	0.00	13,693.75	13,693.75
02/15/2017	Paydown	43814QAC2	1,770,000.00	Honda Auto Receivables 2016-2 A3 1.39% Due 4/15/2020	40,356.45	1,863.81	42,220.26



Cash Flow Report

From 09/30/2016


Payment Date	Transaction Type	CUSIP	Quantity	Security Description	Principal Amount	Income	Total Amount
02/15/2017	Paydown	477879AC4	11,829.21	John Deere Owner Trust 2013-B A3 0.87% Due 8/15/2017	1,074.35	5.47	1,079.82
02/15/2017	Paydown	47788NAB4	2,915,000.00	John Deere Owner Trust 2016-B A2 1.09% Due 2/15/2019	0.00	2,647.79	2,647.79
02/15/2017	Paydown	65478WAB1	2,040,000.00	Nissan Auto Receivables Owner 2016-C A2A 1.07% Due 5/15/2019	63,097.79	1,594.45	64,692.24
02/15/2017	Paydown	161571HH0	4,140,000.00	Chase CHAIT Pool #2016-A7 1.06% Due 9/16/2019	448,293.88	1,581.88	449,875.76
02/15/2017	Paydown	161571GC2	2,545,000.00	Chase CHAIT Pool #2013-A8 1.01% Due 10/15/2018	105,291.75	1,876.62	107,168.37
02/15/2017	Paydown	43814HAC2	861,474.79	Honda Auto Receivables 2014-3 A3 0.88% Due 6/15/2018	87,312.45	362.85	87,675.30
02/15/2017	Paydown	477877AD6	2,260,952.69	John Deere Owner Trust 2014-B A3 1.07% Due 11/15/2018	175,341.29	1,341.73	176,683.02
02/15/2017	Paydown	47787VAC5	913,015.41	John Deere Owner Trust 2014-A A3 0.92% Due 4/16/2018	125,307.36	276.38	125,583.74
02/15/2017	Paydown	47788MAC4	2,450,000.00	John Deere Owner Trust 2016-A A3 1.36% Due 4/15/2020	0.00	2,776.67	2,776.67
02/15/2017	Paydown	89231TAB6	875,860.15	Toyota Auto Receivables Owner 2015-C 0.92% Due 2/15/2018	60,031.72	471.18	60,502.90
02/15/2017	Paydown	89236WAC2	2,540,000.00	Toyota Auto Receivables Owner 2015-A 1.12% Due 2/15/2019	165,645.67	1,714.66	167,360.33
02/18/2017	Interest	3130A7CV5	6,450,000.00	FHLB Note 1.375% Due 2/18/2021	0.00	44,343.75	44,343.75
02/18/2017	Paydown	43814GAC4	578,929.61	Honda Auto Receivables 2014-2 A3 0.77% Due 3/19/2018	70,915.64	170.77	71,086.41
02/19/2017	Interest	3135G0ZA4	3,700,000.00	FNMA Note 1.875% Due 2/19/2019	0.00	34,687.50	34,687.50
02/21/2017	Paydown	43813NAC0	3,115,000.00	Honda Auto Receivables 2015-2 A3 1.04% Due 2/21/2019	132,813.08	2,217.53	135,030.61
02/26/2017	Interest	3135G0J20	6,400,000.00	FNMA Note 1.375% Due 2/26/2021	0.00	44,000.00	44,000.00
02/28/2017	Interest	912828B90	6,000,000.00	US Treasury Note 2% Due 2/28/2021	0.00	60,000.00	60,000.00
02/28/2017	Interest	912828TM2	5,800,000.00	US Treasury Note 0.625% Due 8/31/2017	0.00	18,125.00	18,125.00
02/28/2017	Interest	912828UQ1	5,925,000.00	US Treasury Note 1.25% Due 2/29/2020	0.00	37,031.25	37,031.25
02/28/2017	Interest	912828L32	6,700,000.00	US Treasury Note 1.375% Due 8/31/2020	0.00	46,062.50	46,062.50
Feb 2017					1,475,481.43	442,294.92	1,917,776.35



**City of Stockton Consolidated
Account #10021**

Cash Flow Report
From 09/30/2016

Payment Date	Transaction Type	CUSIP	Quantity	Security Description	Principal Amount	Income	Total Amount
03/01/2017	Interest	30231GAV4	4,493,000.00	Exxon Mobil Corp Callable Note Cont 2/1/2021 2.222% Due 3/1/2021	0.00	49,917.23	49,917.23
03/01/2017	Interest	17275RAR3	2,395,000.00	Cisco Systems Note 2.125% Due 3/1/2019	0.00	25,446.89	25,446.89
03/01/2017	Maturity	06417GNP9	6,500,000.00	Bank of Nova Scotia Yankee CD 1.26% Due 3/1/2017	6,500,000.00	41,860.00	6,541,860.00
03/02/2017	Interest	166764AV2	1,350,000.00	Chevron Corp Note 1.365% Due 3/2/2018	0.00	9,213.75	9,213.75
03/09/2017	Interest	313378A43	5,285,000.00	FHLB Note 1.375% Due 3/9/2018	0.00	36,334.38	36,334.38
03/10/2017	Interest	808513AK1	3,635,000.00	Charles Schwab Corp Callable Note Cont 2/10/2018 1.5% Due 3/10/2018	0.00	27,262.50	27,262.50
03/11/2017	Interest	06406HCW7	3,625,000.00	Bank of New York Callable Note Cont 8/11/2019 2.3% Due 9/11/2019	0.00	41,687.50	41,687.50
03/12/2017	Interest	3135G0ZG1	5,300,000.00	FNMA Note 1.75% Due 9/12/2019	0.00	46,375.00	46,375.00
03/15/2017	Maturity	69371RK54	830,000.00	Paccar Financial Corp Note 1.6% Due 3/15/2017	830,000.00	6,640.00	836,640.00
03/15/2017	Paydown	89231TAB6	875,860.15	Toyota Auto Receivables Owner 2015-C 0.92% Due 2/15/2018	57,912.36	425.15	58,337.51
03/15/2017	Paydown	161571GC2	2,545,000.00	Chase CHAIT Pool #2013-A8 1.01% Due 10/15/2018	105,379.50	1,788.00	107,167.50
03/15/2017	Paydown	161571HH0	4,140,000.00	Chase CHAIT Pool #2016-A7 1.06% Due 9/16/2019	388,629.05	1,185.89	389,814.94
03/15/2017	Paydown	43814HAC2	861,474.79	Honda Auto Receivables 2014-3 A3 0.88% Due 6/15/2018	85,454.86	298.82	85,753.68
03/15/2017	Paydown	43814QAC2	1,770,000.00	Honda Auto Receivables 2016-2 A3 1.39% Due 4/15/2020	40,403.20	1,817.06	42,220.26
03/15/2017	Paydown	47787VAC5	913,015.41	John Deere Owner Trust 2014-A A3 0.92% Due 4/16/2018	120,166.15	180.30	120,346.45
03/15/2017	Paydown	65478WAB1	2,040,000.00	Nissan Auto Receivables Owner 2016-C A2A 1.07% Due 5/15/2019	63,154.05	1,538.19	64,692.24
03/15/2017	Paydown	477877AD6	2,260,952.69	John Deere Owner Trust 2014-B A3 1.07% Due 11/15/2018	169,839.88	1,185.39	171,025.27
03/15/2017	Paydown	477879AC4	11,829.21	John Deere Owner Trust 2013-B A3 0.87% Due 8/15/2017	1,075.38	4.69	1,080.07
03/15/2017	Paydown	47788MAC4	2,450,000.00	John Deere Owner Trust 2016-A A3 1.36% Due 4/15/2020	0.00	2,776.67	2,776.67
03/15/2017	Paydown	47788NAB4	2,915,000.00	John Deere Owner Trust 2016-B A2 1.09% Due 2/15/2019	0.00	2,647.79	2,647.79




**City of Stockton Consolidated
Account #10021**

Cash Flow Report

From 09/30/2016

Payment Date	Transaction Type	CUSIP	Quantity	Security Description	Principal Amount	Income	Total Amount
03/15/2017	Paydown	89236WAC2	2,540,000.00	Toyota Auto Receivables Owner 2015-A 1.12% Due 2/15/2019	161,608.32	1,560.06	163,168.38
03/18/2017	Paydown	43814GAC4	578,929.61	Honda Auto Receivables 2014-2 A3 0.77% Due 3/19/2018	67,997.44	125.27	68,122.71
03/21/2017	Interest	3133EAY28	3,115,000.00	FFCB Note 0.83% Due 9/21/2017	0.00	12,927.25	12,927.25
03/21/2017	Paydown	43813NAC0	3,115,000.00	Honda Auto Receivables 2015-2 A3 1.04% Due 2/21/2019	130,300.03	2,102.42	132,402.45
03/28/2017	Maturity	21687AQU0	6,525,000.00	Rabobank Nederland NV NY Discount CP 1.12% Due 3/28/2017	6,525,000.00	0.00	6,525,000.00
03/29/2017	Interest	3137EADL0	4,000,000.00	FHLMC Note 1% Due 9/29/2017	0.00	20,000.00	20,000.00
03/31/2017	Interest	912828J84	6,350,000.00	US Treasury Note 1.375% Due 3/31/2020	0.00	43,656.25	43,656.25
Mar 2017					15,246,920.22	378,956.45	15,625,876.67
04/02/2017	Interest	3137EADM8	5,350,000.00	FHLMC Note 1.25% Due 10/2/2019	0.00	33,437.50	33,437.50
04/10/2017	Interest	02665WAC5	1,950,000.00	American Honda Finance Note 2.125% Due 10/10/2018	0.00	20,718.76	20,718.76
04/11/2017	Interest	931142DF7	1,045,000.00	Wal-Mart Stores Note 1.125% Due 4/11/2018	0.00	5,878.13	5,878.13
04/15/2017	Interest	68389XAN5	2,375,000.00	Oracle Corp Note 1.2% Due 10/15/2017	0.00	14,250.00	14,250.00
04/15/2017	Interest	880591EQ1	3,775,000.00	Tennessee Valley Authority Note 1.75% Due 10/15/2018	0.00	33,031.25	33,031.25
04/15/2017	Paydown	161571HH0	4,140,000.00	Chase CHAIT Pool #2016-A7 1.06% Due 9/16/2019	326,819.82	842.60	327,662.42
04/15/2017	Paydown	43814QAC2	1,770,000.00	Honda Auto Receivables 2016-2 A3 1.39% Due 4/15/2020	40,450.00	1,770.26	42,220.26
04/15/2017	Paydown	477879AC4	11,829.21	John Deere Owner Trust 2013-B A3 0.87% Due 8/15/2017	1,076.41	3.91	1,080.32
04/15/2017	Paydown	47788NAB4	2,915,000.00	John Deere Owner Trust 2016-B A2 1.09% Due 2/15/2019	124,306.16	2,647.79	126,953.95
04/15/2017	Paydown	65478WAB1	2,040,000.00	Nissan Auto Receivables Owner 2016-C A2A 1.07% Due 5/15/2019	63,210.36	1,481.88	64,692.24
04/15/2017	Paydown	89231TAB6	875,860.15	Toyota Auto Receivables Owner 2015-C 0.92% Due 2/15/2018	55,791.17	380.75	56,171.92
04/15/2017	Paydown	89236WAC2	2,540,000.00	Toyota Auto Receivables Owner 2015-A 1.12% Due 2/15/2019	157,566.29	1,409.22	158,975.51
04/15/2017	Paydown	161571GC2	2,545,000.00	Chase CHAIT Pool #2013-A8 1.01% Due 10/15/2018	105,467.31	1,699.31	107,166.62




**City of Stockton Consolidated
Account #10021**

Cash Flow Report

From 09/30/2016

Payment Date	Transaction Type	CUSIP	Quantity	Security Description	Principal Amount	Income	Total Amount
04/15/2017	Paydown	43814HAC2	861,474.79	Honda Auto Receivables 2014-3 A3 0.88% Due 6/15/2018	83,537.53	236.15	83,773.68
04/15/2017	Paydown	47787AD6	2,260,952.69	John Deere Owner Trust 2014-B A3 1.07% Due 11/15/2018	164,329.38	1,033.95	165,363.33
04/15/2017	Paydown	47787VAC5	913,015.41	John Deere Owner Trust 2014-A A3 0.92% Due 4/16/2018	115,018.97	88.18	115,107.15
04/15/2017	Paydown	47788MAC4	2,450,000.00	John Deere Owner Trust 2016-A A3 1.36% Due 4/15/2020	0.00	2,776.67	2,776.67
04/18/2017	Paydown	43814GAC4	578,929.61	Honda Auto Receivables 2014-2 A3 0.77% Due 3/19/2018	65,076.39	81.64	65,158.03
04/21/2017	Paydown	43813NAC0	3,115,000.00	Honda Auto Receivables 2015-2 A3 1.04% Due 2/21/2019	127,783.63	1,989.49	129,773.12
04/25/2017	Interest	91159HHH6	4,025,000.00	US Bancorp Callable Note Cont 3/25/2019 2.2% Due 4/25/2019	0.00	44,275.00	44,275.00
04/25/2017	Interest	3130A4GJ5	3,335,000.00	FHLB Note 1.125% Due 4/25/2018	0.00	18,759.37	18,759.37
04/30/2017	Interest	713448CR7	2,520,000.00	PepsiCo Inc Note 1.25% Due 4/30/2018	0.00	15,750.00	15,750.00
04/30/2017	Interest	912828WD8	4,350,000.00	US Treasury Note 1.25% Due 10/31/2018	0.00	27,187.50	27,187.50
04/30/2017	Interest	912828L99	6,400,000.00	US Treasury Note 1.375% Due 10/31/2020	0.00	44,000.00	44,000.00
04/30/2017	Interest	912828ST8	5,350,000.00	US Treasury Note 1.25% Due 4/30/2019	0.00	33,437.50	33,437.50
Apr 2017					1,430,433.42	307,166.81	1,737,600.23
05/01/2017	Interest	3137EADR7	2,200,000.00	FHLMC Note 1.375% Due 5/1/2020	0.00	15,125.00	15,125.00
05/03/2017	Interest	037833AJ9	3,000,000.00	Apple Inc Note 1% Due 5/3/2018	0.00	15,000.00	15,000.00
05/03/2017	Interest	594918BG8	1,515,000.00	Microsoft Callable Note Cont. 10/03/20 2% Due 11/3/2020	0.00	15,150.00	15,150.00
05/06/2017	Interest	3135G0K69	5,900,000.00	FNMA Note 1.25% Due 5/6/2021	0.00	36,875.00	36,875.00
05/07/2017	Interest	74005PBH6	2,990,000.00	Praxair Note 1.25% Due 11/7/2018	0.00	18,687.50	18,687.50
05/15/2017	Interest	91159HHH3	265,000.00	US Bancorp Callable Note Cont 10/15/2018 1.95% Due 11/15/2018	0.00	2,583.75	2,583.75
05/15/2017	Maturity	717081DJ9	685,000.00	Pfizer Inc. Note 1.1% Due 5/15/2017	685,000.00	3,767.50	688,767.50
05/15/2017	Paydown	89236WAC2	2,540,000.00	Toyota Auto Receivables Owner 2015-A 1.12% Due 2/15/2019	153,519.56	1,262.17	154,781.73




**City of Stockton Consolidated
Account #10021**

Cash Flow Report

From 09/30/2016


Payment Date	Transaction Type	CUSIP	Quantity	Security Description	Principal Amount	Income	Total Amount
05/15/2017	Paydown	43814HAC2	861,474.79	Honda Auto Receivables 2014-3 A3 0.88% Due 6/15/2018	81,558.94	174.89	81,733.83
05/15/2017	Paydown	477877AD6	2,260,952.69	John Deere Owner Trust 2014-B A3 1.07% Due 11/15/2018	158,809.76	887.43	159,697.19
05/15/2017	Paydown	477879AC4	11,829.21	John Deere Owner Trust 2013-B A3 0.87% Due 8/15/2017	1,077.44	3.13	1,080.57
05/15/2017	Paydown	47788MAC4	2,450,000.00	John Deere Owner Trust 2016-A A3 1.36% Due 4/15/2020	0.00	2,776.67	2,776.67
05/15/2017	Paydown	47788NAB4	2,915,000.00	John Deere Owner Trust 2016-B A2 1.09% Due 2/15/2019	124,524.62	2,534.88	127,059.50
05/15/2017	Paydown	161571GC2	2,545,000.00	Chase CHAIT Pool #2013-A8 1.01% Due 10/15/2018	105,555.21	1,610.53	107,165.74
05/15/2017	Paydown	161571HH0	4,140,000.00	Chase CHAIT Pool #2016-A7 1.06% Due 9/16/2019	262,798.59	553.91	263,352.50
05/15/2017	Paydown	43814QAC2	1,770,000.00	Honda Auto Receivables 2016-2 A3 1.39% Due 4/15/2020	40,496.86	1,723.40	42,220.26
05/15/2017	Paydown	65478WAB1	2,040,000.00	Nissan Auto Receivables Owner 2016-C A2A 1.07% Due 5/15/2019	63,266.73	1,425.51	64,692.24
05/15/2017	Paydown	89231TAB6	875,860.15	Toyota Auto Receivables Owner 2015-C 0.92% Due 2/15/2018	53,668.13	337.98	54,006.11
05/18/2017	Paydown	43814GAC4	578,929.61	Honda Auto Receivables 2014-2 A3 0.77% Due 3/19/2018	62,152.50	39.88	62,192.38
05/19/2017	Interest	857477AV5	2,230,000.00	State Street Bank Note 1.95% Due 5/19/2021	0.00	21,742.50	21,742.50
05/20/2017	Interest	747525AD5	3,675,000.00	Qualcomm Inc Note 2.25% Due 5/20/2020	0.00	41,343.75	41,343.75
05/21/2017	Interest	3135G0WJ8	5,300,000.00	FNMA Note 0.875% Due 5/21/2018	0.00	23,187.50	23,187.50
05/21/2017	Paydown	43813NAC0	3,115,000.00	Honda Auto Receivables 2015-2 A3 1.04% Due 2/21/2019	125,263.89	1,878.75	127,142.64
05/27/2017	Interest	3135G0YT4	3,750,000.00	FNMA Note	0.00	30,468.75	30,468.75
05/30/2017	Interest	3135G0F73	6,400,000.00	FNMA Note 1.5% Due 11/30/2020	0.00	48,000.00	48,000.00
05/30/2017	Interest	3137EADG1	5,275,000.00	FHLMC Note 1.75% Due 5/30/2019	0.00	46,156.25	46,156.25
05/31/2017	Interest	912828UB4	6,475,000.00	US Treasury Note 1% Due 11/30/2019	0.00	32,375.00	32,375.00
05/31/2017	Interest	912828VF4	5,925,000.00	US Treasury Note 1.375% Due 5/31/2020	0.00	40,734.38	40,734.38
May 2017					1,917,692.23	406,406.01	2,324,098.24



**City of Stockton Consolidated
Account #10021**

Cash Flow Report
From 09/30/2016

Payment Date	Transaction Type	CUSIP	Quantity	Security Description	Principal Amount	Income	Total Amount
06/01/2017	Maturity	913017BU2	3,120,000.00	United Tech Corp Note 1.8% Due 6/1/2017	3,120,000.00	28,080.00	3,148,080.00
06/05/2017	Interest	166764AA8	1,550,000.00	Chevron Corp Callable Note Cont 11/5/17 1.104% Due 12/5/2017	0.00	8,556.00	8,556.00
06/11/2017	Interest	02665WAQ4	1,665,000.00	American Honda Finance Note 1.55% Due 12/11/2017	0.00	12,903.75	12,903.75
06/13/2017	Interest	24422ESF7	565,000.00	John Deere Capital Corp Note 1.95% Due 12/13/2018	0.00	5,508.75	5,508.75
06/14/2017	Interest	313376BR5	2,500,000.00	FHLB Note 1.75% Due 12/14/2018	0.00	21,875.00	21,875.00
06/15/2017	Interest	912828R85	6,500,000.00	US Treasury Note 0.875% Due 6/15/2019	0.00	28,437.50	28,437.50
06/15/2017	Interest	458140AL4	2,500,000.00	Intel Corp Note 1.35% Due 12/15/2017	0.00	16,875.00	16,875.00
06/15/2017	Paydown	477879AC4	11,829.21	John Deere Owner Trust 2013-B A3 0.87% Due 8/15/2017	1,078.47	2.35	1,080.82
06/15/2017	Paydown	47788NAB4	2,915,000.00	John Deere Owner Trust 2016-B A2 1.09% Due 2/15/2019	124,743.48	2,421.77	127,165.25
06/15/2017	Paydown	65478WAB1	2,040,000.00	Nissan Auto Receivables Owner 2016-C A2A 1.07% Due 5/15/2019	63,323.14	1,369.10	64,692.24
06/15/2017	Paydown	161571HH0	4,140,000.00	Chase CHAIT Pool #2016-A7 1.06% Due 9/16/2019	196,495.81	321.77	196,817.58
06/15/2017	Paydown	43814QAC2	1,770,000.00	Honda Auto Receivables 2016-2 A3 1.39% Due 4/15/2020	40,543.76	1,676.50	42,220.26
06/15/2017	Paydown	161571GC2	2,545,000.00	Chase CHAIT Pool #2013-A8 1.01% Due 10/15/2018	105,643.16	1,521.70	107,164.86
06/15/2017	Paydown	43814HAC2	861,474.79	Honda Auto Receivables 2014-3 A3 0.88% Due 6/15/2018	79,517.56	115.08	79,632.64
06/15/2017	Paydown	477877AD6	2,260,952.69	John Deere Owner Trust 2014-B A3 1.07% Due 11/15/2018	153,281.01	745.82	154,026.83
06/15/2017	Paydown	47788MAC4	2,450,000.00	John Deere Owner Trust 2016-A A3 1.36% Due 4/15/2020	0.00	2,776.67	2,776.67
06/15/2017	Paydown	89231TAB6	875,860.15	Toyota Auto Receivables Owner 2015-C 0.92% Due 2/15/2018	51,543.27	296.83	51,840.10
06/15/2017	Paydown	89236WAC2	2,540,000.00	Toyota Auto Receivables Owner 2015-A 1.12% Due 2/15/2019	149,468.14	1,118.88	150,587.02
06/20/2017	Interest	3135G0ZE6	5,300,000.00	FNMA Note 1.75% Due 6/20/2019	0.00	46,375.00	46,375.00
06/21/2017	Maturity	313379DD8	1,500,000.00	FHLB Note 1% Due 6/21/2017	1,500,000.00	7,500.00	1,507,500.00




**City of Stockton Consolidated
Account #10021**

Cash Flow Report


From 09/30/2016

Payment Date	Transaction Type	CUSIP	Quantity	Security Description	Principal Amount	Income	Total Amount
06/21/2017	Paydown	43813NAC0	3,115,000.00	Honda Auto Receivables 2015-2 A3 1.04% Due 2/21/2019	122,740.81	1,770.19	124,511.00
06/22/2017	Interest	3135G0D75	6,400,000.00	FNMA Note 1.5% Due 6/22/2020	0.00	48,000.00	48,000.00
Jun 2017					5,708,378.61	238,247.66	5,946,626.27
07/12/2017	Interest	3137EADN6	4,700,000.00	FHLMC Note 0.75% Due 1/12/2018	0.00	17,625.00	17,625.00
07/12/2017	Interest	89236TCA1	2,955,000.00	Toyota Motor Credit Corp Note 1.45% Due 1/12/2018	0.00	21,423.75	21,423.75
07/14/2017	Interest	36962G7G3	3,510,000.00	General Electric Capital Corp Note 2.3% Due 1/14/2019	0.00	40,365.00	40,365.00
07/15/2017	Paydown	161571GC2	2,545,000.00	Chase CHAIT Pool #2013-A8 1.01% Due 10/15/2018	105,731.20	1,432.78	107,163.98
07/15/2017	Paydown	161571HH0	4,140,000.00	Chase CHAIT Pool #2016-A7 1.06% Due 9/16/2019	127,839.84	148.20	127,988.04
07/15/2017	Paydown	43814QAC2	1,770,000.00	Honda Auto Receivables 2016-2 A3 1.39% Due 4/15/2020	40,590.73	1,629.53	42,220.26
07/15/2017	Paydown	65478WAB1	2,040,000.00	Nissan Auto Receivables Owner 2016-C A2A 1.07% Due 5/15/2019	63,379.60	1,312.64	64,692.24
07/15/2017	Paydown	89231TAB6	875,860.15	Toyota Auto Receivables Owner 2015-C 0.92% Due 2/15/2018	49,416.55	257.32	49,673.87
07/15/2017	Paydown	43814HAC2	861,474.79	Honda Auto Receivables 2014-3 A3 0.88% Due 6/15/2018	77,411.79	56.77	77,468.56
07/15/2017	Paydown	477877AD6	2,260,952.69	John Deere Owner Trust 2014-B A3 1.07% Due 11/15/2018	147,743.13	609.15	148,352.28
07/15/2017	Paydown	477879AC4	11,829.21	John Deere Owner Trust 2013-B A3 0.87% Due 8/15/2017	1,079.50	1.57	1,081.07
07/15/2017	Paydown	47788MAC4	2,450,000.00	John Deere Owner Trust 2016-A A3 1.36% Due 4/15/2020	0.00	2,776.67	2,776.67
07/15/2017	Paydown	47788NAB4	2,915,000.00	John Deere Owner Trust 2016-B A2 1.09% Due 2/15/2019	124,962.71	2,308.46	127,271.17
07/15/2017	Paydown	89236WAC2	2,540,000.00	Toyota Auto Receivables Owner 2015-A 1.12% Due 2/15/2019	145,412.03	979.38	146,391.41
07/16/2017	Interest	40428HPH9	3,600,000.00	HSBC USA Inc Note 1.625% Due 1/16/2018	0.00	29,250.00	29,250.00
07/20/2017	Interest	3135G0E33	5,300,000.00	FNMA Note	0.00	29,812.50	29,812.50
07/21/2017	Paydown	43813NAC0	3,115,000.00	Honda Auto Receivables 2015-2 A3 1.04% Due 2/21/2019	120,214.37	1,663.82	121,878.19
07/28/2017	Maturity	3137EADJ5	2,750,000.00	FHLMC Note Due 7/28/2017	2,750,000.00	13,750.01	2,763,750.01



Cash Flow Report
From 09/30/2016

Payment Date	Transaction Type	CUSIP	Quantity	Security Description	Principal Amount	Income	Total Amount
07/30/2017	Interest	94974BGF1	3,660,000.00	Wells Fargo Corp Note 2.15% Due 1/30/2020	0.00	39,345.00	39,345.00
07/31/2017	Interest	912828N89	3,750,000.00	US Treasury Note 1.375% Due 1/31/2021	0.00	25,781.25	25,781.25
07/31/2017	Interest	912828SD3	5,350,000.00	US Treasury Note 1.25% Due 1/31/2019	0.00	33,437.50	33,437.50
07/31/2017	Interest	912828TH3	6,700,000.00	US Treasury Note 0.875% Due 7/31/2019	0.00	29,312.50	29,312.50
Jul 2017					3,753,781.45	293,278.80	4,047,060.25
08/01/2017	Interest	3137EADK2	5,400,000.00	FHLMC Note 1.25% Due 8/1/2019	0.00	33,750.00	33,750.00
08/06/2017	Interest	459200HZ7	3,440,000.00	IBM Corp Note 1.125% Due 2/6/2018	0.00	19,350.00	19,350.00
08/08/2017	Interest	594918BP8	2,980,000.00	Microsoft Callable Note Cont 7/8/21 1.55% Due 8/8/2021	0.00	23,095.00	23,095.00
08/12/2017	Interest	3137EAE9	6,555,000.00	FHLMC Note 1.125% Due 8/12/2021	0.00	36,871.88	36,871.88
08/15/2017	Interest	084664CK5	1,905,000.00	Berkshire Hathaway Note 1.3% Due 8/15/2019	0.00	12,382.50	12,382.50
08/15/2017	Interest	22160KAG0	1,565,000.00	Costco Wholesale Corp Note 1.75% Due 2/15/2020	0.00	13,693.75	13,693.75
08/15/2017	Paydown	43814QAC2	1,770,000.00	Honda Auto Receivables 2016-2 A3 1.39% Due 4/15/2020	40,637.75	1,582.51	42,220.26
08/15/2017	Paydown	477879AC4	11,829.21	John Deere Owner Trust 2013-B A3 0.87% Due 8/15/2017	1,080.54	0.78	1,081.32
08/15/2017	Paydown	47788NAB4	2,915,000.00	John Deere Owner Trust 2016-B A2 1.09% Due 2/15/2019	125,182.34	2,194.95	127,377.29
08/15/2017	Paydown	65478WAB1	2,040,000.00	Nissan Auto Receivables Owner 2016-C A2A 1.07% Due 5/15/2019	63,436.11	1,256.13	64,692.24
08/15/2017	Paydown	161571HH0	4,140,000.00	Chase CHAIT Pool #2016-A7 1.06% Due 9/16/2019	39,928.32	35.27	39,963.59
08/15/2017	Paydown	161571GC2	2,545,000.00	Chase CHAIT Pool #2013-A8 1.01% Due 10/15/2018	105,819.31	1,343.79	107,163.10
08/15/2017	Paydown	477877AD6	2,260,952.69	John Deere Owner Trust 2014-B A3 1.07% Due 11/15/2018	142,196.10	477.41	142,673.51
08/15/2017	Paydown	47788MAC4	2,450,000.00	John Deere Owner Trust 2016-A A3 1.36% Due 4/15/2020	0.00	2,776.67	2,776.67
08/15/2017	Paydown	89231TAB6	875,860.15	Toyota Auto Receivables Owner 2015-C 0.92% Due 2/15/2018	47,288.00	219.43	47,507.43
08/15/2017	Paydown	89236WAC2	2,540,000.00	Toyota Auto Receivables Owner 2015-A 1.12% Due 2/15/2019	141,351.22	843.66	142,194.88



Cash Flow Report

From 09/30/2016

Payment Date	Transaction Type	CUSIP	Quantity	Security Description	Principal Amount	Income	Total Amount
08/18/2017	Interest	3130A7CV5	6,450,000.00	FHLB Note 1.375% Due 2/18/2021	0.00	44,343.75	44,343.75
08/19/2017	Interest	3135G0ZA4	3,700,000.00	FNMA Note 1.875% Due 2/19/2019	0.00	34,687.50	34,687.50
08/21/2017	Paydown	43813NAC0	3,115,000.00	Honda Auto Receivables 2015-2 A3 1.04% Due 2/21/2019	117,684.59	1,559.62	119,244.21
08/26/2017	Interest	3135G0J20	6,400,000.00	FNMA Note 1.375% Due 2/26/2021	0.00	44,000.00	44,000.00
08/31/2017	Interest	912828UQ1	5,925,000.00	US Treasury Note 1.25% Due 2/29/2020	0.00	37,031.25	37,031.25
08/31/2017	Interest	912828B90	6,000,000.00	US Treasury Note 2% Due 2/28/2021	0.00	60,000.00	60,000.00
08/31/2017	Interest	912828L32	6,700,000.00	US Treasury Note 1.375% Due 8/31/2020	0.00	46,062.50	46,062.50
08/31/2017	Maturity	912828TM2	5,800,000.00	US Treasury Note 0.625% Due 8/31/2017	5,800,000.00	18,125.00	5,818,125.00
Aug 2017					6,624,604.28	435,683.35	7,060,287.63
09/01/2017	Interest	30231GAV4	4,493,000.00	Exxon Mobil Corp Callable Note Cont 2/1/2021 2.222% Due 3/1/2021	0.00	49,917.23	49,917.23
09/01/2017	Interest	17275RAR3	2,395,000.00	Cisco Systems Note 2.125% Due 3/1/2019	0.00	25,446.89	25,446.89
09/02/2017	Interest	166764AV2	1,350,000.00	Chevron Corp Note 1.365% Due 3/2/2018	0.00	9,213.75	9,213.75
09/09/2017	Interest	313378A43	5,285,000.00	FHLB Note 1.375% Due 3/9/2018	0.00	36,334.38	36,334.38
09/10/2017	Interest	808513AK1	3,635,000.00	Charles Schwab Corp Callable Note Cont 2/10/2018 1.5% Due 3/10/2018	0.00	27,262.50	27,262.50
09/11/2017	Interest	06406HCW7	3,625,000.00	Bank of New York Callable Note Cont 8/11/2019 2.3% Due 9/11/2019	0.00	41,687.50	41,687.50
09/12/2017	Interest	3135G0ZG1	5,300,000.00	FNMA Note 1.75% Due 9/12/2019	0.00	46,375.00	46,375.00
09/15/2017	Paydown	477877AD6	2,260,952.69	John Deere Owner Trust 2014-B A3 1.07% Due 11/15/2018	136,639.90	350.62	136,990.52
09/15/2017	Paydown	47788MAC4	2,450,000.00	John Deere Owner Trust 2016-A A3 1.36% Due 4/15/2020	144,277.44	2,776.67	147,054.11
09/15/2017	Paydown	47788NAB4	2,915,000.00	John Deere Owner Trust 2016-B A2 1.09% Due 2/15/2019	125,402.34	2,081.25	127,483.59
09/15/2017	Paydown	89236WAC2	2,540,000.00	Toyota Auto Receivables Owner 2015-A 1.12% Due 2/15/2019	137,285.69	711.73	137,997.42



Payment Date	Transaction Type	CUSIP	Quantity	Security Description	Principal Amount	Income	Total Amount
09/15/2017	Paydown	161571GC2	2,545,000.00	Chase CHAIT Pool #2013-A8 1.01% Due 10/15/2018	105,907.49	1,254.73	107,162.22
09/15/2017	Paydown	43814QAC2	1,770,000.00	Honda Auto Receivables 2016-2 A3 1.39% Due 4/15/2020	40,684.82	1,535.44	42,220.26
09/15/2017	Paydown	65478WAB1	2,040,000.00	Nissan Auto Receivables Owner 2016-C A2A 1.07% Due 5/15/2019	63,492.68	1,199.56	64,692.24
09/15/2017	Paydown	89231TAB6	875,860.15	Toyota Auto Receivables Owner 2015-C 0.92% Due 2/15/2018	45,157.60	183.18	45,340.78
09/21/2017	Maturity	3133EAY28	3,115,000.00	FFCB Note 0.83% Due 9/21/2017	3,115,000.00	12,927.25	3,127,927.25
09/21/2017	Paydown	43813NAC0	3,115,000.00	Honda Auto Receivables 2015-2 A3 1.04% Due 2/21/2019	115,151.44	1,457.63	116,609.07
09/29/2017	Maturity	3137EADL0	4,000,000.00	FHLMC Note 1% Due 9/29/2017	4,000,000.00	20,000.00	4,020,000.00
09/30/2017	Interest	912828J84	6,350,000.00	US Treasury Note 1.375% Due 3/31/2020	0.00	43,656.25	43,656.25
Sep 2017					8,028,999.40	324,371.56	8,353,370.96
Total					59,202,840.32	4,138,893.60	63,341,733.92

Stockton Consolidated Portfolio Periodic Total Return		
	%	US \$
1 Month	0.10%	396,406.20
3 Month	-0.03%	(107,701.83)
1 Year	1.38%	5,731,737.87
2 Year	2.97%	10,735,893.79

