

**MEMORANDUM**

November 28, 2016

TO: Mayor and City Council  
Moss Adams, City Auditor

FROM: Kurt O. Wilson, City Manager

SUBJECT: **MONTHLY REPORT OF INVESTMENT TRANSACTIONS FOR  
OCTOBER 2016**

---

The Monthly Investment Reports prepared by the City's Investment Manager, Chandler Asset Management, are now available and have been posted on-line and may be located at the following link:

<http://www.stocktongov.com/government/departments/adminServices/finInv.html>

I am available to discuss and clarify the contents of this report.



KURT. O. WILSON  
CITY MANAGER

KOW:kb

CC: Laurie Montes, Deputy City Manager  
Scott R. Carney, Deputy City Manager  
Christian Clegg, Assistant to the City Manager  
Matt Paulin, Chief Financial Officer

# Monthly Account Statement

## City of Stockton Consolidated

October 1, 2016 through October 31, 2016

### Chandler Team

For questions about your account,  
please call (800) 317-4747 or  
Email [operations@chandlerasset.com](mailto:operations@chandlerasset.com)

### Custodian

Union Bank N.A.  
Tina Guzman  
(619)-230-3547

*Information contained herein is confidential. We urge you to compare this statement to the one you receive from your qualified custodian. Prices are provided by IDC, an independent pricing source.*



**PORTFOLIO CHARACTERISTICS**

Average Duration	1.97
Average Coupon	1.22 %
Average Purchase YTM	1.27 %
Average Market YTM	1.05 %
Average S&P/Moody Rating	AA+/Aa1
Average Final Maturity	2.16 yrs
Average Life	2.02 yrs

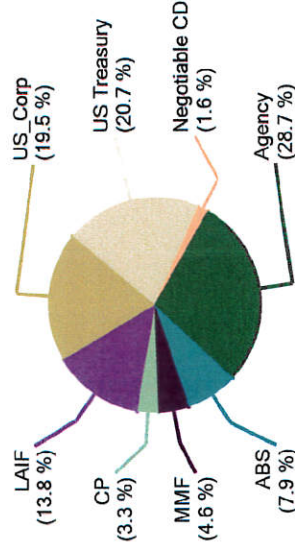
**ACCOUNT SUMMARY**

	<b>Beg. Values as of 9/30/16</b>	<b>End Values as of 10/31/16</b>
<b>Market Value</b>	394,943,472	396,669,591
<b>Accrued Interest</b>	1,018,978	967,740
<b>Total Market Value</b>	<b>395,962,450</b>	<b>397,637,332</b>
<b>Income Earned</b>	695,090	397,619
<b>Cont/W/D</b>	392,494,118	2,082,161
<b>Par</b>	391,898,854	395,181,816
<b>Book Value</b>	391,585,494	394,518,476
<b>Cost Value</b>		394,166,876

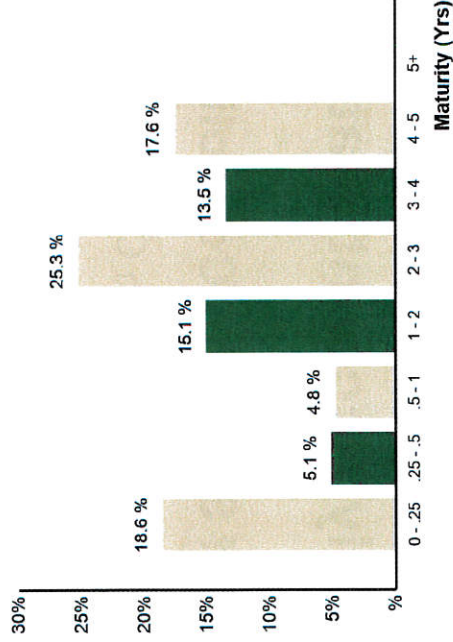
**TOP ISSUERS**

<b>Issuer</b>	<b>% Portfolio</b>
Government of United States	20.7 %
Local Agency Investment Fund	13.8 %
Federal National Mortgage Assoc	13.3 %
Federal Home Loan Mortgage Corp	8.5 %
Federal Home Loan Bank	5.2 %
Wells Fargo Advantage Govt #175	4.5 %
Honda ABS	2.7 %
John Deere ABS	2.1 %
	<b>70.7 %</b>

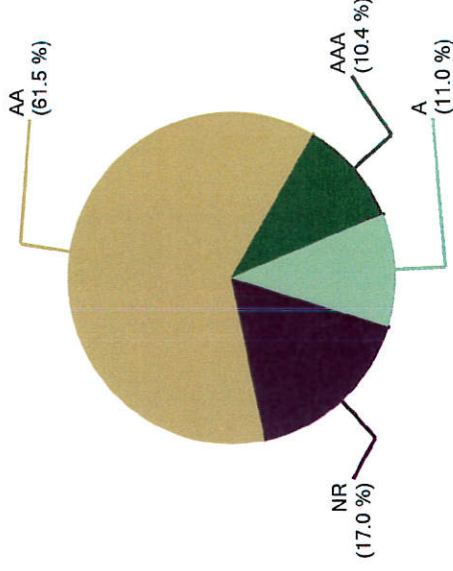
**SECTOR ALLOCATION**



**MATURITY DISTRIBUTION**



**CREDIT QUALITY (S&P)**



**PERFORMANCE REVIEW**

<b>Total Rate of Return As of 10/31/2016</b>	<b>Current Month</b>	<b>Latest 3 Months</b>	<b>Year To Date</b>	<b>1 Yr</b>	<b>3 Yrs</b>	<b>Annualized 5 Yrs</b>	<b>10 Yrs</b>	<b>Since 7/31/2007</b>
City of Stockton Consolidated	-0.10 %	-0.16 %	1.61 %	1.34 %	1.10 %	1.00 %	N/A	24.54 %





**COMPLIANCE WITH INVESTMENT POLICY**

*This portfolio is a consolidation of assets managed by Chandler Asset Management and assets managed internally by Client. Chandler relies on Client to provide accurate information for reporting assets and producing this compliance statement.*

Category	Standard	Comment
Local Agency Bonds	No Limitation; 5 year maximum maturity	Complies
Treasury Issues	No Limitation; 10 year maximum maturity	Complies
Agency Issues	No Limitation; 10 year maximum maturity	Complies
Banker's Acceptances	40% maximum; <180 days maturity	Complies
Commercial Paper	25% maximum; <270 days maturity; A-1/P-1/F-1 minimum ratings	Complies
Negotiable Certificates of Deposit	30% maximum; 5 years maximum maturity	Complies
Repurchase Agreements	No limitation; 1 year maximum maturity	Complies
Reverse Repurchase Agreements	20% maximum; <92 days maturity	Complies
Medium Term Notes	30% maximum; 5 years maximum maturity; A-rated or better	Complies
Money Market Mutual Funds	AAA/Aaa rated by two NRSRO; 20% maximum	Complies
Collateralized Certificates of Deposits	5 years maximum maturity	Complies
Time Deposits	5 years maximum maturity	Complies
Mortgage Pass-through and Asset Backed Securities	20% maximum; AA-rated issue; A-rated issuer	Complies
Local Agency Investment Fund - L.A.I.F.	Program limitation	Complies
Per issuer maximum	5% per issuer; except for Treasury, Agency issuers and money market funds	Complies
Maximum maturity	5 years; except 15% of assets can have a max. maturity of between 5 and 10 years	Complies





**City of Stockton Consolidated**  
**Account #10021**

**Holdings Report**  
As of 10/31/16

CUSIP	Security Description	Par Value/Units	Purchase Date Book Yield	Cost Value Book Value	Mkt Price Mkt YTM	Market Value Accrued Int.	% of Port. Gain/Loss	Moody/S&P Fitch	Maturity Duration
43813JAC9	Honda Auto Receivables 2014-1 A3 0.67% Due 11/21/2017	410,137.34	Various 0.89 %	409,290.08 410,058.64	99.97 0.93 %	409,994.61 76.33	0.10 % (64.03)	Aaa / NR AAA	1.06 0.13
89231MAC9	Toyota Auto Receivables Owner 2014-A 0.67% Due 12/15/2017	381,062.16	Various 0.70 %	380,941.34 381,049.70	99.95 0.98 %	380,875.06 113.47	0.10 % (174.64)	Aaa / AAA NR	1.12 0.16
89231TAB6	Toyota Auto Receivables Owner 2015-C 0.92% Due 2/15/2018	726,953.56	08/18/2015 0.93 %	726,895.11 726,923.11	99.99 0.99 %	726,857.60 297.24	0.18 % (65.51)	Aaa / AAA NR	1.29 0.20
43814GAC4	Honda Auto Receivables 2014-2 A3 0.77% Due 3/19/2018	506,536.78	05/13/2014 0.78 %	506,475.89 506,525.75	99.95 0.93 %	506,294.66 140.85	0.13 % (231.09)	Aaa / AAA NR	1.38 0.31
47787VAC5	John Deere Owner Trust 2014-A A3 0.92% Due 4/16/2018	818,958.23	Various 0.92 %	819,012.23 818,968.05	99.98 0.99 %	818,796.89 334.87	0.21 % (171.16)	Aaa / NR AAA	1.46 0.28
43814HAC2	Honda Auto Receivables 2014-3 A3 0.88% Due 6/15/2018	768,087.75	08/12/2014 0.89 %	767,939.58 768,051.97	99.97 0.98 %	767,818.92 300.41	0.19 % (233.05)	NR / AAA AAA	1.62 0.36
47787TAD6	John Deere Owner Trust 2014-B A3 1.07% Due 11/15/2018	2,102,834.44	Various 1.07 %	2,102,760.23 2,102,811.21	99.97 1.13 %	2,102,264.58 1,000.01	0.53 % (546.63)	Aaa / NR AAA	2.04 0.45
89236WAC2	Toyota Auto Receivables Owner 2015-A 1.12% Due 2/15/2019	2,387,619.76	Various 1.19 %	2,385,933.30 2,386,684.14	100.05 1.03 %	2,388,901.91 1,188.51	0.60 % 2,217.77	Aaa / AAA NR	2.29 0.60
47788NAB4	John Deere Owner Trust 2016-B A2 1.09% Due 2/15/2019	2,915,000.00	07/19/2016 1.10 %	2,914,822.19 2,914,840.68	99.97 1.13 %	2,914,125.50 1,412.16	0.73 % (715.18)	Aaa / NR AAA	2.29 0.86
43813NAC0	Honda Auto Receivables 2015-2 A3 1.04% Due 2/21/2019	3,115,000.00	Various 1.12 %	3,111,531.78 3,112,678.51	99.99 1.06 %	3,114,579.48 899.89	0.78 % 1,900.97	NR / AAA AAA	2.31 0.67
43814RAB2	Honda Auto Receivables 2016-4 A2 1.04% Due 4/18/2019	4,140,000.00	10/18/2016 1.05 %	4,139,884.49 4,139,885.38	99.96 1.08 %	4,138,538.58 717.60	1.04 % (1,346.80)	NR / AAA AAA	2.46 0.99
65478WAB1	Nissan Auto Receivables Owner 2016-C A2A 1.07% Due 5/15/2019	2,040,000.00	08/02/2016 1.08 %	2,039,919.62 2,039,926.24	99.92 1.16 %	2,038,349.64 970.13	0.51 % (1,576.60)	Aaa / NR AAA	2.54 0.92
89231LAB3	Toyota Auto Receivables Owner 2016-D 1.06% Due 5/15/2019	2,675,000.00	10/04/2016 1.07 %	2,674,786.00 2,674,790.53	100.00 1.06 %	2,674,949.17 1,496.51	0.67 % 158.64	Aaa / AAA NR	2.54 0.97
161571HH0	Chase CHAIT Pool #2016-A7 1.06% Due 9/16/2019	4,140,000.00	09/06/2016 1.08 %	4,139,643.13 4,139,690.78	99.98 1.09 %	4,139,080.92 1,950.40	1.04 % (609.86)	Aaa / AAA AAA	2.88 0.86
47788MAC4	John Deere Owner Trust 2016-A A3 1.36% Due 4/15/2020	2,450,000.00	02/23/2016 1.37 %	2,449,614.37 2,449,676.89	100.01 1.36 %	2,450,281.75 1,480.89	0.62 % 604.86	Aaa / NR AAA	3.46 1.58
43814QAC2	Honda Auto Receivables 2016-2 A3 1.39% Due 4/15/2020	1,770,000.00	05/24/2016 1.40 %	1,769,965.66 1,769,969.40	100.26 1.24 %	1,774,637.40 1,093.47	0.45 % 4,668.00	Aaa / NR AAA	3.46 1.74
<b>Total ABS</b>		<b>31,347,190.02</b>	<b>1.10 %</b>	<b>31,339,415.00</b> <b>31,342,530.98</b>	<b>1.11 %</b>	<b>31,346,346.67</b> <b>13,472.74</b>	<b>7.89 %</b> <b>3,815.69</b>	<b>Aaa / AAA</b> <b>Aaa</b>	<b>2.46</b> <b>0.86</b>
<b>AGENCY</b>									
3133EAY28	FFCB Note 0.83% Due 9/21/2017	3,115,000.00	Various 0.79 %	3,120,957.00 3,116,061.06	100.11 0.71 %	3,118,438.96 2,872.72	0.78 % 2,377.90	Aaa / AA+ AAA	0.89 0.88
3137EADL0	FHLMC Note 1% Due 9/29/2017	4,000,000.00	Various 1.15 %	3,977,747.00 3,994,754.95	100.28 0.69 %	4,011,108.01 3,555.55	1.01 % 16,353.06	Aaa / AA+ AAA	0.91 0.91





**City of Stockton Consolidated**  
**Account #10021**

**Holdings Report**

As of 10/31/16

CUSIP	Security Description	Par Value/Units	Purchase Date Book Yield	Cost Value Book Value	Mkt Price Mkt YTM	Market Value Accrued Int.	% of Port. Gain/Loss	Moody/S&P Fitch	Maturity Duration
3137EADN6	FHLMC Note 0.75% Due 1/12/2018	4,700,000.00	07/28/2015 0.94 %	4,676,271.90 4,689,426.30	99.98 0.77 %	4,698,980.10 10,672.92	1.18 % 9,553.80	Aaa / AA+ AAA	1.20 1.19
313378A43	FHLB Note 1.375% Due 3/9/2018	5,285,000.00	Various 1.30 %	5,286,263.15 5,290,009.43	100.75 0.82 %	5,324,537.09 10,496.60	1.34 % 34,527.66	Aaa / AA+ AAA	1.35 1.34
3130A4GJ5	FHLB Note 1.125% Due 4/25/2018	3,335,000.00	Various 1.11 %	3,335,916.76 3,335,521.33	100.40 0.85 %	3,348,483.41 625.31	0.84 % 12,962.08	Aaa / AA+ AAA	1.48 1.47
3135G0WJ8	FNMA Note 0.875% Due 5/21/2018	5,300,000.00	Various 1.31 %	5,203,598.59 5,265,639.93	100.03 0.86 %	5,301,489.30 20,611.11	1.34 % 35,849.37	Aaa / AA+ AAA	1.55 1.54
880591EQ1	Tennessee Valley Authority Note 1.75% Due 10/15/2018	3,775,000.00	Various 1.59 %	3,803,947.65 3,786,628.91	101.42 1.01 %	3,828,744.69 2,936.12	0.96 % 42,115.78	Aaa / AA+ AAA	1.96 1.92
313376BR5	FHLB Note 1.75% Due 12/14/2018	2,500,000.00	01/29/2014 1.62 %	2,515,350.00 2,506,669.79	101.61 0.98 %	2,540,327.50 16,649.31	0.64 % 33,657.71	Aaa / AA+ AAA	2.12 2.07
3135G0ZA4	FNMA Note 1.875% Due 2/19/2019	3,700,000.00	Various 1.71 %	3,727,352.70 3,713,293.02	102.00 0.99 %	3,773,948.20 13,875.00	0.95 % 60,655.18	Aaa / AA+ AAA	2.30 2.24
3137EADG1	FHLMC Note 1.75% Due 5/30/2019	5,275,000.00	Various 1.62 %	5,303,450.18 5,292,318.16	101.90 1.00 %	5,375,293.58 38,719.97	1.36 % 82,975.42	Aaa / AA+ AAA	2.58 2.51
3135G0ZE6	FNMA Note 1.75% Due 6/20/2019	5,300,000.00	Various 1.56 %	5,341,513.00 5,325,496.53	101.79 1.06 %	5,394,891.20 33,750.70	1.37 % 69,394.67	Aaa / AA+ AAA	2.64 2.56
3137EADK2	FHLMC Note 1.25% Due 8/1/2019	5,400,000.00	Various 1.73 %	5,282,340.35 5,331,470.85	100.55 1.05 %	5,429,538.00 16,875.00	1.37 % 98,067.15	Aaa / AA+ AAA	2.75 2.69
3135G0ZG1	FNMA Note 1.75% Due 9/12/2019	5,300,000.00	Various 1.67 %	5,318,673.00 5,311,909.65	101.95 1.06 %	5,403,281.10 12,624.31	1.36 % 91,371.45	Aaa / AA+ AAA	2.87 2.79
3137EADM8	FHLMC Note 1.25% Due 10/2/2019	5,350,000.00	Various 1.71 %	5,239,378.60 5,280,834.07	100.51 1.07 %	5,377,397.35 5,387.15	1.35 % 96,563.28	Aaa / AA+ AAA	2.92 2.86
3137EADR7	FHLMC Note 1.375% Due 5/1/2020	2,200,000.00	08/26/2015 1.56 %	2,182,030.40 2,186,572.74	100.79 1.14 %	2,217,463.60 15,125.00	0.56 % 30,890.86	Aaa / AA+ AAA	3.50 3.39
3135G0D75	FNMA Note 1.5% Due 6/22/2020	6,400,000.00	Various 1.74 %	6,327,449.80 6,346,845.83	101.17 1.17 %	6,474,611.20 34,400.00	1.64 % 127,765.37	Aaa / AA+ AAA	3.64 3.52
3135G0F73	FNMA Note 1.5% Due 11/30/2020	6,400,000.00	Various 1.87 %	6,288,644.00 6,308,397.94	100.77 1.31 %	6,448,985.60 40,266.67	1.63 % 140,587.66	Aaa / AA+ AAA	4.08 3.93
3130A7CV5	FHLB Note 1.375% Due 2/18/2021	6,450,000.00	Various 1.45 %	6,426,116.60 6,429,465.91	100.08 1.35 %	6,455,340.60 17,983.85	1.63 % 25,874.69	Aaa / AA+ AAA	4.30 4.15
3135G0J20	FNMA Note 1.375% Due 2/26/2021	6,400,000.00	02/26/2016 1.41 %	6,388,224.00 6,389,812.21	100.09 1.35 %	6,406,041.60 15,888.89	1.62 % 16,229.39	Aaa / AA+ AAA	4.33 4.17
3135G0K69	FNMA Note 1.25% Due 5/6/2021	5,900,000.00	06/29/2016 1.18 %	5,920,060.00 5,918,655.46	99.36 1.40 %	5,862,151.50 33,802.08	1.48 % (56,503.96)	Aaa / AA+ AAA	4.52 4.35
3130A8QS5	FHLB Note 1.125% Due 7/14/2021	2,800,000.00	10/04/2016 1.33 %	2,774,128.00 2,774,514.15	98.81 1.39 %	2,766,635.20 9,362.50	0.70 % (7,878.95)	Aaa / AA+ AAA	4.70 4.55
3137EAE9	FHLMC Note 1.125% Due 8/12/2021	6,555,000.00	Various 1.31 %	6,496,403.95 6,498,163.25	98.46 1.46 %	6,454,249.65 16,182.66	1.63 % (43,913.60)	Aaa / AA+ AAA	4.78 4.62





**City of Stockton Consolidated  
Account #10021**

**Holdings Report**  
As of 10/31/16

CUSIP	AGENCY	Security Description	Par Value/Units	Purchase Date Book Yield	Cost Value Book Value	Mkt Price Mkt YTM	Market Value Accrued Int.	% of Port. Gain/Loss	Moody/S&P Fitch	Maturity Duration
3135G0N82	FNMA Note 1.25% Due 8/17/2021	6,500,000.00	10/04/2016 1.37 %	6,464,854.50 6,465,369.02	99.10 1.44 %	6,441,643.00 16,250.00	1.62 % (23,726.02)	Aaa / AA+	4.80	
3135G0Q89	FNMA Note 1.375% Due 10/7/2021	1,150,000.00	10/27/2016 1.50 %	1,142,996.50 1,143,012.02	99.49 1.48 %	1,144,101.65 1,054.17	0.29 % 1,089.63	Aaa / AA+	4.94	
<b>Total Agency</b>		<b>113,090,000.00</b>	<b>1.45 %</b>	<b>112,545,667.63</b> <b>112,700,842.51</b>	<b>1.12 %</b>	<b>113,597,682.09</b> <b>389,967.59</b>	<b>28.67 %</b> <b>896,839.58</b>	<b>Aaa / AA+</b> <b>Aaa</b>	<b>3.07</b> <b>2.97</b>	
<b>COMMERCIAL PAPER</b>										
06538BQ63	Bank of Tokyo Mitsubishi NY Discount CP 1.03% Due 3/6/2017	6,505,000.00	10/26/2016 1.05 %	6,480,805.04 6,481,735.62	99.64 1.05 %	6,481,735.62 0.00	1.63 % 0.00	P-1 / A-1 NR	0.35	
21687AQU0	Rabobank Nederland NV NY Discount CP 1.12% Due 3/28/2017	6,525,000.00	09/27/2016 1.14 %	6,488,257.01 6,495,159.01	99.54 1.14 %	6,495,159.01 0.00	1.63 % 0.00	P-1 / A-1 NR	0.41	
<b>Total Commercial Paper</b>		<b>13,030,000.00</b>	<b>1.10 %</b>	<b>12,969,062.05</b> <b>12,976,894.63</b>	<b>1.10 %</b>	<b>12,976,894.63</b> <b>0.00</b>	<b>3.26 %</b> <b>0.00</b>	<b>Aaa / AA</b> <b>NR</b>	<b>0.38</b> <b>0.37</b>	
<b>LAIF</b>										
90LAIF\$00	Local Agency Investment Fund State Pool	55,000,000.00	Various 0.65 %	55,000,000.00 55,000,000.00	1.00 0.65 %	55,000,000.00 25,535.78	13.84 % 0.00	NR / NR NR	0.00	
<b>Total LAIF</b>		<b>55,000,000.00</b>	<b>0.65 %</b>	<b>55,000,000.00</b> <b>55,000,000.00</b>	<b>0.65 %</b>	<b>55,000,000.00</b> <b>25,535.78</b>	<b>13.84 %</b> <b>0.00</b>	<b>NR / NR</b> <b>NR</b>	<b>0.00</b> <b>0.00</b>	
<b>MONEY MARKET FUND FI</b>										
94975P405	Wells Fargo Adv Govt #1751 Money Market Fund	17,941,101.72	Various 0.26 %	17,941,101.72 17,941,101.72	1.00 0.26 %	17,941,101.72 0.00	4.51 % 0.00	Aaa / AAA NR	0.00	
60934N104	Federated Prime Value Oblig GOVT OBLIG MMF	170,524.32	Various 0.27 %	170,524.32 170,524.32	1.00 0.27 %	170,524.32 0.00	0.04 % 0.00	Aaa / AAA NR	0.00	
<b>Total Money Market Fund FI</b>		<b>18,111,626.04</b>	<b>0.26 %</b>	<b>18,111,626.04</b> <b>18,111,626.04</b>	<b>0.26 %</b>	<b>18,111,626.04</b> <b>0.00</b>	<b>4.55 %</b> <b>0.00</b>	<b>Aaa / AAA</b> <b>NR</b>	<b>0.00</b> <b>0.00</b>	
<b>NEGOTIABLE CD</b>										
06417GNP9	Bank of Nova Scotia Yankee CD 1.26% Due 3/1/2017	6,500,000.00	08/29/2016 1.26 %	6,499,998.57 6,499,999.06	100.00 1.26 %	6,499,999.06 14,560.00	1.64 % 0.00	P-1 / A-1 F-1+	0.33	
<b>Total Negotiable CD</b>		<b>6,500,000.00</b>	<b>1.26 %</b>	<b>6,499,998.57</b> <b>6,499,999.06</b>	<b>1.26 %</b>	<b>6,499,999.06</b> <b>14,560.00</b>	<b>1.64 %</b> <b>0.00</b>	<b>Aaa / AA</b> <b>Aaa</b>	<b>0.33</b> <b>0.33</b>	
<b>US CORPORATE</b>										
24422ERL5	John Deere Capital Corp Note 2% Due 1/13/2017	910,000.00	09/11/2012 1.05 %	946,500.10 911,684.27	100.21 0.95 %	911,889.16 5,460.00	0.23 % 204.89	A2 / A A	0.20	





**City of Stockton Consolidated**  
Account #10021

**Holdings Report**

As of 10/31/16

CUSIP	Security Description	Par Value/Units	Purchase Date Book Yield	Cost Value Book Value	Mkt Price Mkt YTM	Market Value Accrued Int.	% of Port. Gain/Loss	Moody/S&P Fitch	Maturity Duration
<b>US CORPORATE</b>									
69371RK54	Paccar Financial Corp Note 1.6% Due 3/15/2017	830,000.00	03/10/2015 1.08 %	838,507.50 831,555.26	100.27 0.87 %	832,245.15 1,696.89	0.21 % 689.89	A1 / A+	0.37 0.37
717081D9	Pfizer Inc. Note 1.1% Due 5/15/2017	685,000.00	05/12/2014 1.13 %	684,397.20 684,892.75	100.13 0.86 %	685,872.01 3,474.47	0.17 % 979.26	A1 / AA A+	0.54 0.53
913017BU2	United Tech Corp Note 1.8% Due 6/1/2017	3,120,000.00	Various 1.07 %	3,163,696.80 3,133,121.82	100.50 0.93 %	3,135,684.24 23,400.00	0.79 % 2,562.42	A3 / A- A-	0.58 0.58
68389XAN5	Oracle Corp Note 1.2% Due 10/15/2017	2,375,000.00	Various 1.44 %	2,353,030.25 2,369,645.66	100.22 0.96 %	2,380,320.00 1,266.66	0.60 % 10,674.34	A1 / AA- A+	0.96 0.95
166764AA8	Chevron Corp Callable Note Cont 11/5/17 1.104% Due 12/5/2017	1,550,000.00	Various 1.34 %	1,535,040.10 1,546,110.88	100.00 1.10 %	1,549,951.95 6,939.87	0.39 % 3,841.07	Aa2 / AA- NR	1.10 1.00
02665WAQ4	American Honda Finance Note 1.55% Due 12/11/2017	1,665,000.00	12/08/2014 1.58 %	1,663,451.55 1,664,427.81	100.55 1.05 %	1,674,115.88 10,036.25	0.42 % 9,688.07	A1 / A+	1.11 1.09
458140AL4	Intel Corp Note 1.35% Due 12/15/2017	2,500,000.00	Various 1.31 %	2,504,903.20 2,501,073.99	100.37 1.02 %	2,509,285.00 12,750.00	0.63 % 8,211.01	A1 / A+	1.12 1.11
89236TCA1	Toyota Motor Credit Corp Note 1.45% Due 1/12/2018	2,955,000.00	Various 1.38 %	2,961,029.65 2,957,574.15	100.21 1.27 %	2,961,184.82 12,973.27	0.75 % 3,610.67	Aa3 / AA- A	1.20 1.18
40428BPH9	HSBC USA Inc Note 1.625% Due 1/16/2018	3,600,000.00	Various 1.74 %	3,586,182.00 3,595,000.55	100.06 1.57 %	3,602,138.40 17,062.51	0.91 % 7,137.85	A2 / A AA-	1.21 1.19
459200HZ7	IBM Corp Note 1.125% Due 2/6/2018	3,440,000.00	Various 1.26 %	3,427,318.00 3,434,341.20	99.99 1.13 %	3,439,683.52 9,137.50	0.87 % 5,342.32	Aa3 / AA- A+	1.27 1.25
166764AV2	Chevron Corp Note 1.365% Due 3/2/2018	1,350,000.00	Various 1.40 %	1,348,780.00 1,349,454.54	100.16 1.24 %	1,352,196.45 3,020.06	0.34 % 2,741.91	Aa2 / AA- NR	1.33 1.32
808513AK1	Charles Schwab Corp Callable Note Cont 2/10/2018 1.5% Due 3/10/2018	3,635,000.00	Various 1.43 %	3,642,256.30 3,638,376.38	100.44 1.14 %	3,651,139.40 7,724.38	0.92 % 12,763.02	A2 / A A	1.36 1.26
931142DF7	Wal-Mart Stores Note 1.125% Due 4/11/2018	1,045,000.00	04/04/2013 1.14 %	1,044,038.60 1,044,723.06	100.08 1.07 %	1,045,852.72 653.13	0.26 % 1,129.66	Aa2 / AA AA	1.44 1.43
713448CR7	PepsiCo Inc Note 1.25% Due 4/30/2018	2,520,000.00	Various 1.28 %	2,517,637.60 2,518,765.72	100.14 1.15 %	2,523,643.92 87.50	0.63 % 4,878.20	A1 / A A	1.50 1.48
037833AJ9	Apple Inc Note 1% Due 5/3/2018	3,000,000.00	Various 1.28 %	2,968,660.25 2,987,929.36	99.87 1.09 %	2,996,037.01 14,833.33	0.76 % 8,107.65	Aa1 / AA+ NR	1.50 1.48
02665WAC5	American Honda Finance Note 2.125% Due 10/10/2018	1,950,000.00	Various 1.86 %	1,968,709.00 1,959,443.90	101.61 1.28 %	1,981,318.96 2,417.19	0.50 % 21,875.06	A1 / A+ NR	1.94 1.90
74005PBH6	Praxair Note 1.25% Due 11/7/2018	2,990,000.00	Various 1.65 %	2,946,487.30 2,966,771.10	99.97 1.26 %	2,989,156.82 18,064.59	0.76 % 22,385.72	A2 / A NR	2.02 1.97
91159HHE3	US Bancorp Callable Note Cont 10/15/2018 1.95% Due 11/15/2018	265,000.00	02/12/2014 1.90 %	265,561.80 265,235.63	101.11 1.37 %	267,942.03 2,382.79	0.07 % 2,706.40	A1 / A+ AA	2.04 1.90
24422ESF7	John Deere Capital Corp Note 1.95% Due 12/13/2018	565,000.00	12/10/2013 1.99 %	563,796.55 564,491.20	101.43 1.26 %	573,074.42 4,223.38	0.15 % 8,583.22	A2 / A A	2.12 2.06






**City of Stockton Consolidated  
Account #10021**

**Holdings Report**  
As of 10/31/16

CUSIP	Security Description	Par Value/Units	Purchase Date Book Yield	Cost Value Book Value	Mkt Price Mkt YTM	Market Value Accrued Int.	% of Port. Gain/Loss	Moody/S&P Fitch	Maturity Duration
<b>US CORPORATE</b>									
36962G7G3	General Electric Capital Corp Note 2.3% Due 1/14/2019	3,510,000.00	Various 2.08 %	3,538,408.20 3,526,397.48	102.12 1.32 %	3,584,408.50 23,994.75	0.91 % 58,011.02	A1 / AA- AA-	2.21 2.13
17275RAR3	Cisco Systems Note 2.125% Due 3/1/2019	2,395,000.00	Various 2.04 %	2,404,780.75 2,399,592.57	101.70 1.38 %	2,435,657.52 8,482.30	0.61 % 36,064.95	A1 / AA- NR	2.33 2.27
91159HHH6	US Bancorp Callable Note Cont 3/25/2019 2.2% Due 4/25/2019	4,025,000.00	Various 1.94 %	4,056,601.75 4,049,156.73	101.94 1.38 %	4,102,899.85 1,475.83	1.03 % 53,743.12	A1 / A+ AA	2.48 2.34
084664CK5	Berkshire Hathaway Note 1.3% Due 8/15/2019	1,905,000.00	08/08/2016 1.33 %	1,903,152.15 1,903,283.78	99.79 1.38 %	1,900,909.97 5,228.17	0.48 % (2,373.81)	Aa2 / AA A+	2.79 2.72
06406HCW7	Bank of New York Callable Note Cont 8/11/2019 2.3% Due 9/11/2019	3,625,000.00	Various 2.23 %	3,634,931.45 3,631,230.10	102.14 1.51 %	3,702,734.50 11,579.85	0.93 % 71,504.40	A1 / A AA-	2.86 2.68
94974BGF1	Wells Fargo Corp Note 2.15% Due 1/30/2020	3,660,000.00	Various 2.25 %	3,643,555.40 3,648,467.96	100.74 1.91 %	3,687,256.03 19,891.08	0.93 % 38,788.07	A2 / A AA-	3.25 3.11
22160KAG0	Costco Wholesale Corp Note 1.75% Due 2/15/2020	1,565,000.00	02/05/2015 1.77 %	1,563,356.75 1,563,918.01	100.58 1.57 %	1,574,141.17 5,781.81	0.40 % 10,223.16	A1 / A+ A+	3.29 3.17
747525AD5	Qualcomm Inc Note 2.25% Due 5/20/2020	3,675,000.00	Various 2.45 %	3,641,190.55 3,650,617.35	101.64 1.77 %	3,735,336.15 36,979.68	0.95 % 84,718.80	A1 / A+ NR	3.55 3.37
594918BG8	Microsoft Callable Note Cont. 10/03/20 2% Due 11/3/2020	1,515,000.00	10/29/2015 2.02 %	1,513,788.00 1,514,029.47	101.43 1.62 %	1,536,626.63 14,981.67	0.39 % 22,597.16	Aaa / AAA AA+	4.01 3.73
30231GAV4	Exxon Mobil Corp Callable Note Cont 2/1/2021 2.22% Due 3/1/2021	4,493,000.00	Various 1.96 %	4,546,957.34 4,541,830.31	101.40 1.88 %	4,555,906.50 16,639.08	1.15 % 14,076.19	Aaa / AA+ NR	4.33 4.10
857477AV5	State Street Bank Note 1.95% Due 5/19/2021	2,230,000.00	05/16/2016 1.96 %	2,228,840.40 2,228,945.82	100.12 1.92 %	2,232,722.83 19,568.25	0.57 % 3,777.01	A1 / A AA-	4.55 4.30
594918BP8	Microsoft Callable Note Cont 7/8/21 1.55% Due 8/8/2021	2,980,000.00	Various 1.57 %	2,976,460.60 2,976,625.35	98.98 1.77 %	2,949,714.27 10,649.36	0.74 % (26,911.08)	Aaa / AAA AA+	4.77 4.56
<b>Total US Corporate</b>		<b>76,528,000.00</b>	<b>1.69 %</b>	<b>76,582,007.09</b> <b>76,558,714.16</b>	<b>1.38 %</b>	<b>77,061,045.78</b> <b>332,855.60</b>	<b>19.46 %</b> <b>502,331.62</b>	<b>A1 / AA-</b> <b>A+</b>	<b>2.23</b> <b>2.14</b>
<b>US TREASURY</b>									
912828TM2	US Treasury Note 0.625% Due 8/31/2017	5,800,000.00	Various 0.75 %	5,783,437.05 5,793,877.98	99.95 0.68 %	5,797,279.80 6,208.57	1.46 % 3,401.82	Aaa / AA+ AAA	0.83 0.83
912828WD8	US Treasury Note 1.25% Due 10/31/2018	4,350,000.00	Various 1.46 %	4,308,809.50 4,332,542.91	100.71 0.89 %	4,380,754.50 150.21	1.10 % 48,211.59	Aaa / AA+ AAA	2.00 1.97
912828SD3	US Treasury Note 1.25% Due 1/31/2019	5,350,000.00	Various 1.46 %	5,299,771.84 5,325,092.97	100.72 0.92 %	5,388,664.45 16,900.48	1.36 % 63,571.48	Aaa / AA+ AAA	2.25 2.21
912828ST8	US Treasury Note 1.25% Due 4/30/2019	5,350,000.00	Various 1.60 %	5,264,135.10 5,304,989.33	100.77 0.94 %	5,391,376.90 184.74	1.36 % 86,387.57	Aaa / AA+ AAA	2.50 2.46
912828R85	US Treasury Note 0.875% Due 6/15/2019	6,500,000.00	07/28/2016 0.82 %	6,510,178.03 6,509,258.04	99.77 0.96 %	6,485,271.00 21,600.07	1.64 % (23,987.04)	Aaa / AA+ AAA	2.62 2.58



### Holdings Report

As of 10/31/16

CUSIP	Security Description	Par Value/Units	Purchase Date Book Yield	Cost Value Book Value	Mkt Price Mkt YTM	Market Value Accrued Int.	% of Port. Gain/Loss	Moody/S&P Fitch	Maturity Duration
<b>US TREASURY</b>									
912828TH3	US Treasury Note 0.875% Due 7/31/2019	6,700,000.00	03/01/2016 1.08 %	6,653,959.95 6,662,975.82	99.72 0.98 %	6,681,159.60 14,815.56	1.68 % 18,183.78	Aaa / AA+ AAA	2.75 2.70
912828UB4	US Treasury Note 1% Due 11/30/2019	6,475,000.00	Various 1.56 %	6,308,028.52 6,368,166.32	99.92 1.03 %	6,469,943.03 27,244.53	1.63 % 101,776.71	Aaa / AA+ AAA	3.08 3.01
912828UQ1	US Treasury Note 1.25% Due 2/29/2020	5,925,000.00	Various 1.56 %	5,842,603.82 5,866,272.91	100.56 1.08 %	5,958,097.05 12,684.74	1.50 % 91,824.14	Aaa / AA+ AAA	3.33 3.25
912828J84	US Treasury Note 1.375% Due 3/31/2020	6,350,000.00	Various 1.32 %	6,362,538.84 6,360,822.51	100.91 1.10 %	6,407,797.70 7,675.83	1.61 % 46,975.19	Aaa / AA+ AAA	3.42 3.33
912828VF4	US Treasury Note 1.375% Due 5/31/2020	5,925,000.00	Various 1.63 %	5,855,070.65 5,873,712.88	100.86 1.13 %	5,976,150.53 34,279.20	1.51 % 102,437.65	Aaa / AA+ AAA	3.58 3.47
912828L32	US Treasury Note 1.375% Due 8/31/2020	6,700,000.00	Various 1.36 %	6,703,956.03 6,703,373.69	100.71 1.19 %	6,747,369.00 15,778.32	1.70 % 43,995.31	Aaa / AA+ AAA	3.84 3.72
912828L99	US Treasury Note 1.375% Due 10/31/2020	6,400,000.00	Various 1.66 %	6,311,724.57 6,329,252.64	100.62 1.22 %	6,439,750.40 243.09	1.62 % 110,497.76	Aaa / AA+ AAA	4.00 3.88
912828N89	US Treasury Note 1.375% Due 1/31/2021	3,750,000.00	03/09/2016 1.40 %	3,746,350.46 3,746,830.39	100.48 1.26 %	3,768,165.00 13,030.74	0.95 % 21,334.61	Aaa / AA+ AAA	4.25 4.10
912828B90	US Treasury Note 2% Due 2/28/2021	6,000,000.00	04/26/2016 1.40 %	6,168,535.74 6,150,699.76	103.07 1.27 %	6,184,218.00 20,552.49	1.56 % 33,518.24	Aaa / AA+ AAA	4.33 4.13
<b>Total US Treasury</b>		<b>81,575,000.00</b>	<b>1.35 %</b>	<b>81,119,100.10</b> <b>81,327,868.15</b>	<b>1.05 %</b>	<b>82,075,996.96</b> <b>191,348.57</b>	<b>20.69 %</b> <b>748,128.81</b>	<b>Aaa / AA+</b> <b>Aaa</b>	<b>3.07</b> <b>2.99</b>
<b>TOTAL PORTFOLIO</b>		<b>395,181,816.06</b>	<b>1.27 %</b>	<b>394,166,876.48</b> <b>394,518,475.53</b>	<b>1.05 %</b>	<b>396,669,591.23</b> <b>967,740.28</b>	<b>100.00 %</b> <b>2,151,115.70</b>	<b>Aa1 / AA+</b> <b>Aaa</b>	<b>2.16</b> <b>1.97</b>
<b>TOTAL MARKET VALUE PLUS ACCRUED</b>						<b>397,637,331.51</b>			





Transaction Type	Settlement Date	CUSIP	Quantity	Security Description	Price	Acq/Disp Yield	Amount	Interest Pur/Sold	Total Amount	Gain/Loss
Purchase	10/02/2016	60934N104	33,437.50	Federated Prime Value Oblig GOVT OBLIG MMF	1.000	0.26 %	33,437.50	0.00	33,437.50	0.00
Purchase	10/03/2016	60934N104	330.07	Federated Prime Value Oblig GOVT OBLIG MMF	1.000	0.26 %	330.07	0.00	330.07	0.00
Purchase	10/06/2016	3130A8QS5	2,800,000.00	FHLB Note 1.125% Due 7/14/2021	99.076	1.33 %	2,774,128.00	7,175.00	2,781,303.00	0.00
Purchase	10/06/2016	3135G0N82	6,500,000.00	FNMA Note 1.25% Due 8/17/2021	99.459	1.37 %	6,464,854.50	10,607.64	6,475,462.14	0.00
Purchase	10/06/2016	60934N104	2,762,234.45	Federated Prime Value Oblig GOVT OBLIG MMF	1.000	0.26 %	2,762,234.45	0.00	2,762,234.45	0.00
Purchase	10/10/2016	60934N104	20,718.75	Federated Prime Value Oblig GOVT OBLIG MMF	1.000	0.26 %	20,718.75	0.00	20,718.75	0.00
Purchase	10/11/2016	60934N104	5,878.13	Federated Prime Value Oblig GOVT OBLIG MMF	1.000	0.26 %	5,878.13	0.00	5,878.13	0.00
Purchase	10/12/2016	89231LAB3	2,675,000.00	Toyota Auto Receivables Owner 2016-D 1.06% Due 5/15/2019	99.992	1.07 %	2,674,786.00	0.00	2,674,786.00	0.00
Purchase	10/15/2016	60934N104	47,281.25	Federated Prime Value Oblig GOVT OBLIG MMF	1.000	0.26 %	47,281.25	0.00	47,281.25	0.00
Purchase	10/15/2016	90LAIF\$00	82,251.00	Local Agency Investment Fund State Pool	1.000	0.63 %	82,251.00	0.00	82,251.00	0.00
Purchase	10/17/2016	60934N104	94,757.16	Federated Prime Value Oblig GOVT OBLIG MMF	1.000	0.26 %	94,757.16	0.00	94,757.16	0.00
Purchase	10/17/2016	60934N104	2,050.25	Federated Prime Value Oblig GOVT OBLIG MMF	1.000	0.26 %	2,050.25	0.00	2,050.25	0.00
Purchase	10/17/2016	60934N104	1,819.00	Federated Prime Value Oblig GOVT OBLIG MMF	1.000	0.26 %	1,819.00	0.00	1,819.00	0.00
Purchase	10/17/2016	60934N104	11,837.79	Federated Prime Value Oblig GOVT OBLIG MMF	1.000	0.26 %	11,837.79	0.00	11,837.79	0.00
Purchase	10/17/2016	60934N104	2,776.67	Federated Prime Value Oblig GOVT OBLIG MMF	1.000	0.26 %	2,776.67	0.00	2,776.67	0.00
Purchase	10/17/2016	60934N104	2,647.79	Federated Prime Value Oblig GOVT OBLIG MMF	1.000	0.26 %	2,647.79	0.00	2,647.79	0.00
Purchase	10/17/2016	60934N104	2,547,142.04	Federated Prime Value Oblig GOVT OBLIG MMF	1.000	0.26 %	2,547,142.04	0.00	2,547,142.04	0.00
Purchase	10/18/2016	60934N104	98,831.35	Federated Prime Value Oblig GOVT OBLIG MMF	1.000	0.26 %	98,831.35	0.00	98,831.35	0.00
Purchase	10/18/2016	60934N104	149,578.08	Federated Prime Value Oblig GOVT OBLIG MMF	1.000	0.26 %	149,578.08	0.00	149,578.08	0.00
Purchase	10/18/2016	60934N104	154,750.91	Federated Prime Value Oblig GOVT OBLIG MMF	1.000	0.26 %	154,750.91	0.00	154,750.91	0.00



Transaction Type	Settlement Date	CUSIP	Quantity	Security Description	Price	Acq/Disp Yield	Amount	Interest Pur/Sold	Total Amount	Gain/Loss
<b>ACQUISITIONS</b>										
Purchase	10/18/2016	60934N104	94,018.79	Federated Prime Value Oblig GOVT OBLIG MMF	1.000	0.26 %	94,018.79	0.00	94,018.79	0.00
Purchase	10/18/2016	60934N104	160,134.27	Federated Prime Value Oblig GOVT OBLIG MMF	1.000	0.26 %	160,134.27	0.00	160,134.27	0.00
Purchase	10/18/2016	60934N104	3,900.80	Federated Prime Value Oblig GOVT OBLIG MMF	1.000	0.26 %	3,900.80	0.00	3,900.80	0.00
Purchase	10/19/2016	60934N104	72,764.31	Federated Prime Value Oblig GOVT OBLIG MMF	1.000	0.26 %	72,764.31	0.00	72,764.31	0.00
Purchase	10/20/2016	60934N104	1,508,978.33	Federated Prime Value Oblig GOVT OBLIG MMF	1.000	0.26 %	1,508,978.33	0.00	1,508,978.33	0.00
Purchase	10/21/2016	60934N104	2,699.66	Federated Prime Value Oblig GOVT OBLIG MMF	1.000	0.26 %	2,699.66	0.00	2,699.66	0.00
Purchase	10/21/2016	60934N104	141,821.13	Federated Prime Value Oblig GOVT OBLIG MMF	1.000	0.26 %	141,821.13	0.00	141,821.13	0.00
Purchase	10/25/2016	43814RAB2	4,140,000.00	Honda Auto Receivables 2016-4 A2 1.04% Due 4/18/2019	99.997	1.05 %	4,139,884.49	0.00	4,139,884.49	0.00
Purchase	10/25/2016	60934N104	63,034.38	Federated Prime Value Oblig GOVT OBLIG MMF	1.000	0.26 %	63,034.38	0.00	63,034.38	0.00
Purchase	10/26/2016	60934N104	6,485,000.00	Federated Prime Value Oblig GOVT OBLIG MMF	1.000	0.26 %	6,485,000.00	0.00	6,485,000.00	0.00
Purchase	10/27/2016	06538BQ63	6,505,000.00	Bank of Tokyo Mitsubishi NY Discount CP 1.03% Due 3/6/2017	99.628	1.05 %	6,480,805.04	0.00	6,480,805.04	0.00
Purchase	10/28/2016	3135G0Q89	1,150,000.00	FNMA Note 1.375% Due 10/7/2021	99.391	1.50 %	1,142,996.50	922.40	1,143,918.90	0.00
Purchase	10/30/2016	60934N104	15,750.00	Federated Prime Value Oblig GOVT OBLIG MMF	1.000	0.26 %	15,750.00	0.00	15,750.00	0.00
Purchase	10/31/2016	60934N104	104,625.00	Federated Prime Value Oblig GOVT OBLIG MMF	1.000	0.27 %	104,625.00	0.00	104,625.00	0.00
		<b>Subtotal</b>	<b>38,441,048.86</b>				<b>38,348,503.39</b>	<b>18,705.04</b>	<b>38,367,208.43</b>	<b>0.00</b>
Security Contribution	10/31/2016	90LAF\$00	9,917,749.00	Local Agency Investment Fund State Pool	1.000		9,917,749.00	0.00	9,917,749.00	0.00
		<b>Subtotal</b>	<b>9,917,749.00</b>				<b>9,917,749.00</b>	<b>0.00</b>	<b>9,917,749.00</b>	<b>0.00</b>
Short Sale	10/12/2016	60934N104	-2,674,786.00	Federated Prime Value Oblig GOVT OBLIG MMF	1.000		-2,674,786.00	0.00	-2,674,786.00	0.00





Transaction Type	Settlement Date	CUSIP	Quantity	Security Description	Price	Acq/Disp Yield	Amount	Interest Pur/Sold	Total Amount	Gain/Loss
<b>ACQUISITIONS</b>										
Short Sale	10/25/2016	60934N104	-4,139,884.49	Federated Prime Value Oblig GOVT OBLIG MMF	1.000		-4,139,884.49	0.00	-4,139,884.49	0.00
	<b>Subtotal</b>		<b>-6,814,670.49</b>				<b>-6,814,670.49</b>	<b>0.00</b>	<b>-6,814,670.49</b>	<b>0.00</b>
<b>TOTAL ACQUISITIONS</b>										
			<b>41,544,127.37</b>				<b>41,451,581.90</b>	<b>18,705.04</b>	<b>41,470,286.94</b>	<b>0.00</b>
<b>DISPOSITIONS</b>										
Closing Purchase	10/12/2016	60934N104	-2,674,786.00	Federated Prime Value Oblig GOVT OBLIG MMF	1.000		-2,674,786.00	0.00	-2,674,786.00	0.00
Closing Purchase	10/25/2016	60934N104	-4,139,884.49	Federated Prime Value Oblig GOVT OBLIG MMF	1.000		-4,139,884.49	0.00	-4,139,884.49	0.00
	<b>Subtotal</b>		<b>-6,814,670.49</b>				<b>-6,814,670.49</b>	<b>0.00</b>	<b>-6,814,670.49</b>	<b>0.00</b>
Sale	10/06/2016	3135G0E33	5,300,000.00	FNMA Note 1.125% Due 7/20/2018	100.434	0.88 %	5,322,996.70	12,587.50	5,335,584.20	26,262.70
Sale	10/06/2016	3135G0Y74	3,750,000.00	FNMA Note 1.625% Due 11/27/2018	101.450	0.94 %	3,804,375.00	21,835.94	3,826,210.94	57,704.30
Sale	10/06/2016	3137EADJ5	2,750,000.00	FHLMC Note 1% Due 7/28/2017	100.256	0.68 %	2,757,040.00	5,194.45	2,762,234.45	3,359.77
Sale	10/06/2016	60934N104	94,970.00	Federated Prime Value Oblig GOVT OBLIG MMF	1.000	0.26 %	94,970.00	0.00	94,970.00	0.00
Sale	10/12/2016	60934N104	2,674,786.00	Federated Prime Value Oblig GOVT OBLIG MMF	1.000	0.26 %	2,674,786.00	0.00	2,674,786.00	0.00
Sale	10/20/2016	313379DD8	1,500,000.00	FHLB Note 1% Due 6/21/2017	100.268	0.60 %	1,504,020.00	4,958.33	1,508,978.33	1,277.24
Sale	10/25/2016	60934N104	4,139,884.49	Federated Prime Value Oblig GOVT OBLIG MMF	1.000	0.26 %	4,139,884.49	0.00	4,139,884.49	0.00
Sale	10/27/2016	60934N104	6,480,805.04	Federated Prime Value Oblig GOVT OBLIG MMF	1.000	0.26 %	6,480,805.04	0.00	6,480,805.04	0.00
Sale	10/28/2016	60934N104	1,143,918.90	Federated Prime Value Oblig GOVT OBLIG MMF	1.000	0.26 %	1,143,918.90	0.00	1,143,918.90	0.00
	<b>Subtotal</b>		<b>27,834,364.43</b>				<b>27,922,796.13</b>	<b>44,576.22</b>	<b>27,967,372.35</b>	<b>88,604.01</b>



Transaction Ledger

9/30/16 Thru 10/31/16

Transaction Type	Settlement Date	CUSIP	Quantity	Security Description	Price	Acq/Disp Yield	Amount	Interest Pur/Sold	Total Amount	Gain/Loss
DISPOSITIONS										
Paydown	10/17/2016	161571GC2	2,545,000.00	Chase CHAIT Pool #2013-A8 1.01% Due 10/15/2018	100.000		2,545,000.00	2,142.04	2,547,142.04	0.00
Paydown	10/17/2016	43814QAC2	0.00	Honda Auto Receivables 2016-2 A3 1.39% Due 4/15/2020	100.000		0.00	2,050.25	2,050.25	0.00
Paydown	10/17/2016	477879AC4	11,829.21	John Deere Owner Trust 2013-B A3 0.87% Due 8/15/2017	100.000		11,829.21	8.58	11,837.79	0.00
Paydown	10/17/2016	47787VAC5	94,057.18	John Deere Owner Trust 2014-A A3 0.92% Due 4/16/2018	100.000		94,057.18	699.98	94,757.16	0.00
Paydown	10/17/2016	47788MAC4	0.00	John Deere Owner Trust 2016-A A3 1.36% Due 4/15/2020	100.000		0.00	2,776.67	2,776.67	0.00
Paydown	10/17/2016	47788NAB4	0.00	John Deere Owner Trust 2016-B A2 1.09% Due 2/15/2019	100.000		0.00	2,647.79	2,647.79	0.00
Paydown	10/17/2016	65478WAB1	0.00	Nissan Auto Receivables Owner 2016-C AZA 1.07% Due 5/15/2019	100.000		0.00	1,819.00	1,819.00	0.00
Paydown	10/18/2016	161571HH0	0.00	Chase CHAIT Pool #2016-A7 1.06% Due 9/16/2019	100.000		0.00	3,900.80	3,900.80	0.00
Paydown	10/18/2016	43814HAC2	93,387.04	Honda Auto Receivables 2014-3 A3 0.88% Due 6/15/2018	100.000		93,387.04	631.75	94,018.79	0.00
Paydown	10/18/2016	477877AD6	158,118.25	John Deere Owner Trust 2014-B A3 1.07% Due 11/15/2018	100.000		158,118.25	2,016.02	160,134.27	0.00
Paydown	10/18/2016	89231MAC9	98,563.56	Toyota Auto Receivables Owner 2014-A 0.67% Due 12/15/2017	100.000		98,563.56	267.79	98,831.35	0.00
Paydown	10/18/2016	89231TAB6	148,906.59	Toyota Auto Receivables Owner 2015-C 0.92% Due 2/15/2018	100.000		148,906.59	671.49	149,578.08	0.00
Paydown	10/18/2016	89236WAC2	152,380.24	Toyota Auto Receivables Owner 2015-A 1.12% Due 2/15/2019	100.000		152,380.24	2,370.67	154,750.91	0.00
Paydown	10/19/2016	43814GAC4	72,392.83	Honda Auto Receivables 2014-2 A3 0.77% Due 3/19/2018	100.000		72,392.83	371.48	72,764.31	0.00
Paydown	10/21/2016	43813JAC9	141,513.13	Honda Auto Receivables 2014-1 A3 0.67% Due 11/21/2017	100.000		141,513.13	308.00	141,821.13	0.00
Paydown	10/21/2016	43813NAC0	0.00	Honda Auto Receivables 2015-2 A3 1.04% Due 2/21/2019	100.000		0.00	2,699.66	2,699.66	0.00
			<b>3,516,148.03</b>				<b>3,516,148.03</b>	<b>25,381.97</b>	<b>3,541,530.00</b>	<b>0.00</b>
Maturity	10/26/2016	06538BKS1	6,485,000.00	Bank of Tokyo Mitsubishi NY Discount CP 0.74% Due 10/26/2016	99.753		6,485,000.00	0.00	6,485,000.00	0.00
			<b>6,485,000.00</b>				<b>6,485,000.00</b>	<b>0.00</b>	<b>6,485,000.00</b>	<b>0.00</b>





Transaction Type	Settlement Date	CUSIP	Quantity	Security Description	Price	Acq/Disp Yield	Amount	Interest Pur/Sold	Total Amount	Gain/Loss
<b>DISPOSITIONS</b>										
Security Withdrawal	10/05/2016	60934N104	14,372.13	Federated Prime Value Oblig GOVT OBLIG MMF	1.000		14,372.13	0.00	14,372.13	0.00
Security Withdrawal	10/18/2016	60934N104	326.00	Federated Prime Value Oblig GOVT OBLIG MMF	1.000		326.00	0.00	326.00	0.00
Security Withdrawal	10/31/2016	94975P405	7,820,889.50	Wells Fargo Adv Govt #1751 Money Market Fund	1.000		7,820,889.50	0.00	7,820,889.50	0.00
<b>Subtotal</b>			<b>7,835,587.63</b>				<b>7,835,587.63</b>	<b>0.00</b>	<b>7,835,587.63</b>	<b>0.00</b>
<b>TOTAL DISPOSITIONS</b>			<b>38,856,429.60</b>				<b>38,944,861.30</b>	<b>69,958.19</b>	<b>39,014,819.49</b>	<b>88,604.01</b>
<b>OTHER TRANSACTIONS</b>										
Interest	10/02/2016	3137EADM8	5,350,000.00	FHLMC Note 1.25% Due 10/2/2019	0.000		33,437.50	0.00	33,437.50	0.00
Interest	10/10/2016	02665WAC5	1,950,000.00	American Honda Finance Note 2.125% Due 10/10/2018	0.000		20,718.75	0.00	20,718.75	0.00
Interest	10/11/2016	931142DF7	1,045,000.00	Wal-Mart Stores Note 1.125% Due 4/11/2018	0.000		5,878.13	0.00	5,878.13	0.00
Interest	10/15/2016	68389XAN5	2,375,000.00	Oracle Corp Note 1.2% Due 10/15/2017	0.000		14,250.00	0.00	14,250.00	0.00
Interest	10/15/2016	880591EQ1	3,775,000.00	Tennessee Valley Authority Note 1.75% Due 10/15/2018	0.000		33,031.25	0.00	33,031.25	0.00
Interest	10/25/2016	3130A4GJ5	3,335,000.00	FHLB Note 1.125% Due 4/25/2018	0.000		18,759.38	0.00	18,759.38	0.00
Interest	10/25/2016	91159HHH6	4,025,000.00	US Bancorp Callable Note Cont 3/25/2019 2.2% Due 4/25/2019	0.000		44,275.00	0.00	44,275.00	0.00
Interest	10/30/2016	713448CR7	2,520,000.00	PepsiCo Inc Note 1.25% Due 4/30/2018	0.000		15,750.00	0.00	15,750.00	0.00
Interest	10/31/2016	912828L99	6,400,000.00	US Treasury Note 1.375% Due 10/31/2020	0.000		44,000.00	0.00	44,000.00	0.00
Interest	10/31/2016	912828ST8	5,350,000.00	US Treasury Note 1.25% Due 4/30/2019	0.000		33,437.50	0.00	33,437.50	0.00
Interest	10/31/2016	912828WD8	4,350,000.00	US Treasury Note 1.25% Due 10/31/2018	0.000		27,187.50	0.00	27,187.50	0.00
<b>Subtotal</b>			<b>40,475,000.00</b>				<b>290,725.01</b>	<b>0.00</b>	<b>290,725.01</b>	<b>0.00</b>
Dividend	10/03/2016	60934N104	164,226.52	Federated Prime Value Oblig GOVT OBLIG MMF	0.000		330.07	0.00	330.07	0.00



### Transaction Ledger


9/30/16 Thru 10/31/16

Transaction Type	Settlement Date	CUSIP	Quantity	Security Description	Price	Acq/Disp Yield	Amount	Interest Pur/Sold	Total Amount	Gain/Loss
<b>OTHER TRANSACTIONS</b>										
Dividend	10/15/2016	90LAIF\$00	5,359,357,352.9	Local Agency Investment Fund State Pool	0.000		82,251.00	0.00	82,251.00	0.00
			2							
	<b>Subtotal</b>		<b>5,359,521,579.4</b>				<b>82,581.07</b>	<b>0.00</b>	<b>82,581.07</b>	<b>0.00</b>
			4							
<b>TOTAL OTHER TRANSACTIONS</b>										
			<b>5,399,996,579.4</b>				<b>373,306.08</b>	<b>0.00</b>	<b>373,306.08</b>	<b>0.00</b>
			4							





CUSIP	Security Description	Trade Date Settle Date Units	Book Value: Begin Book Value: Acq Book Value: Disp Book Value: End	Prior Accrued Inc. Received Ending Accrued Total Interest	Accr. Of Discount Amort. Of Premium Net Accret/Amort Income Earned	Unreal G/L Total Income
<b>Fixed Income</b>						
02665WAC5	American Honda Finance Note 2.125% Due 10/10/2018	Various Various 1,950,000.00	1,959,857.41 0.00 0.00 1,959,443.90	19,682.82 20,718.75 2,417.19 3,453.12	0.00 413.51 (413.51) 3,039.61	0.00 0.00 0.00 3,039.61
02665WAQ4	American Honda Finance Note 1.55% Due 12/11/2017	12/08/2014 12/11/2014 1,665,000.00	1,664,384.01 0.00 0.00 1,664,427.81	7,885.63 0.00 10,036.25 2,150.62	43.80 0.00 43.80 2,194.42	0.00 0.00 0.00 2,194.42
03783AJ9	Apple Inc Note 1% Due 05/03/2018	Various Various 3,000,000.00	2,987,246.53 0.00 0.00 2,987,929.36	12,333.33 0.00 14,833.33 2,500.00	682.83 0.00 682.83 3,182.83	0.00 0.00 0.00 3,182.83
06406HCW7	Bank of New York Callable Note Cont 8/11/2019 2.3% Due 09/11/2019	Various Various 3,625,000.00	3,631,420.93 0.00 0.00 3,631,230.10	4,631.94 0.00 11,579.85 6,947.91	5.41 196.24 (190.83) 6,757.08	0.00 0.00 0.00 6,757.08
084664CK5	Berkshire Hathaway Note 1.3% Due 08/15/2019	08/08/2016 08/15/2016 1,905,000.00	1,903,231.46 0.00 0.00 1,903,283.78	3,164.42 0.00 5,228.17 2,063.75	52.32 0.00 52.32 2,116.07	0.00 0.00 0.00 2,116.07
161571GC2	Chase CHAIT Pool #2013-A8 Due 10/15/2018	Various Various 0.00	2,547,219.19 0.00 2,545,000.00 0.00	1,142.43 2,142.04 0.00 999.61	0.00 2,219.19 (2,219.19) (1,219.58)	0.00 0.00 0.00 (1,219.58)
161571HH0	Chase CHAIT Pool #2016-A7 1.06% Due 09/16/2019	09/06/2016 09/13/2016 4,140,000.00	4,139,660.63 0.00 0.00 4,139,690.78	2,194.20 3,900.80 1,950.40 3,657.00	30.15 0.00 30.15 3,687.15	0.00 0.00 0.00 3,687.15
166764AA8	Chevron Corp Callable Note Cont 11/5/17 1.104% Due 12/05/2017	Various Various 1,550,000.00	1,545,808.73 0.00 0.00 1,546,110.88	5,513.87 0.00 6,939.87 1,426.00	323.19 21.04 302.15 1,728.15	0.00 0.00 0.00 1,728.15
166764AV2	Chevron Corp Note 1.365% Due 03/02/2018	Various Various 1,350,000.00	1,349,419.74 0.00 0.00 1,349,454.54	1,484.44 0.00 3,020.06 1,535.62	34.80 0.00 34.80 1,570.42	0.00 0.00 0.00 1,570.42
17275RAR3	Cisco Systems Note 2.125% Due 03/01/2019	Various Various 2,395,000.00	2,399,760.07 0.00 0.00 2,399,592.57	4,241.16 0.00 8,482.30 4,241.14	7.50 175.00 (167.50) 4,073.64	0.00 0.00 0.00 4,073.64




**City of Stockton Consolidated**  
**Account #10021**

**Income Earned**  
9/30/16 Thru 10/31/16

CUSIP	Security Description	Trade Date Settle Date Units	Book Value: Begin Book Value: Acq Book Value: Disp Book Value: End	Prior Accrued Inc. Received Ending Accrued Total Interest	Accr. Of Discount Amort. Of Premium Net Accret/Amort Income Earned	Unreal G/L Total Income
22160KAG0	Costco Wholesale Corp Note 1.75% Due 02/15/2020	02/05/2015 02/17/2015 1,565,000.00	1,563,890.09 0.00 0.00 1,563,918.01	3,499.51 0.00 5,781.81 2,282.30	27.92 0.00 27.92 2,310.22	0.00 0.00 0.00 2,310.22
24422ERL5	John Deere Capital Corp Note 2% Due 01/13/2017	09/11/2012 09/14/2012 910,000.00	912,399.50 0.00 0.00 911,684.27	3,943.33 0.00 5,460.00 1,516.67	0.00 715.23 (715.23) 801.44	0.00 0.00 0.00 801.44
24422ESF7	John Deere Capital Corp Note 1.95% Due 12/13/2018	12/10/2013 12/13/2013 565,000.00	564,470.77 0.00 0.00 564,491.20	3,305.25 0.00 4,223.38 918.13	20.43 0.00 20.43 938.56	0.00 0.00 0.00 938.56
30231GAV4	Exxon Mobil Corp Callable Note Cont 2/1/2021 2.222% Due 03/01/2021	Various Various 4,493,000.00	4,542,787.77 0.00 0.00 4,541,830.31	8,319.54 0.00 16,639.08 8,319.54	0.00 957.46 (957.46) 7,362.08	0.00 0.00 0.00 7,362.08
3130A4GJ5	FHLB Note 1.125% Due 04/25/2018	Various Various 3,335,000.00	3,335,551.25 0.00 0.00 3,335,521.33	16,258.13 18,759.38 625.31 3,126.56	27.71 57.63 (29.92) 3,096.64	0.00 0.00 0.00 3,096.64
3130A7CV5	FHLB Note 1.375% Due 02/18/2021	Various Various 6,450,000.00	6,429,060.46 0.00 0.00 6,429,465.91	10,593.23 0.00 17,983.85 7,390.62	405.45 0.00 405.45 7,796.07	0.00 0.00 0.00 7,796.07
3130A8QS5	FHLB Note 1.125% Due 07/14/2021	10/04/2016 10/06/2016 2,800,000.00	0.00 2,774,128.00 0.00 2,774,514.15	0.00 (7,175.00) 9,362.50 2,187.50	386.15 0.00 386.15 2,573.65	0.00 0.00 0.00 2,573.65
313376BR5	FHLB Note 1.75% Due 12/14/2018	01/29/2014 01/30/2014 2,500,000.00	2,506,937.27 0.00 0.00 2,506,669.79	13,003.47 0.00 16,649.31 3,645.84	0.00 267.48 (267.48) 3,378.36	0.00 0.00 0.00 3,378.36
313378A43	FHLB Note 1.375% Due 03/09/2018	Various Various 5,285,000.00	5,290,324.43 0.00 0.00 5,290,009.43	4,440.87 0.00 10,496.60 6,055.73	394.86 709.86 (315.00) 5,740.73	0.00 0.00 0.00 5,740.73
313379DD8	FHLB Note Due 06/21/2017	12/27/2012 12/28/2012 0.00	1,502,956.34 0.00 1,502,742.76 0.00	4,166.67 4,958.33 0.00 791.66	0.00 213.58 (213.58) 578.08	0.00 0.00 0.00 578.08
313383VN8	FHLB Note Due 09/13/2019	09/13/2015 09/13/2015 0.00	0.00 0.00 0.00 0.00	0.00 0.00 0.00 0.00	0.00 0.00 0.00 0.00	0.00 0.00 0.00 0.00






**City of Stockton Consolidated  
Account #10021**

**Income Earned**  
9/30/16 Thru 10/31/16

CUSIP	Security Description	Trade Date Settle Date Units	Book Value: Begin Book Value: Acq Book Value: Disp Book Value: End	Prior Accrued Inc. Received Ending Accrued Total Interest	Accr. Of Discount Amort. Of Premium Net Accret/Amort Income Earned	Unreal G/L Total Income
3133EAY28	FFCB Note 0.83% Due 09/21/2017	Various Various 3,115,000.00	3,116,162.58 0.00 0.00 3,116,061.06	718.18 0.00 2,872.72 2,154.54	0.00 101.52 (101.52) 2,053.02	0.00 0.00 2,053.02
3135G0D75	FNMA Note 1.5% Due 06/22/2020	Various Various 6,400,000.00	6,345,605.97 0.00 0.00 6,346,845.83	26,400.00 0.00 34,400.00 8,000.00	1,324.52 84.66 1,239.86 9,239.86	0.00 0.00 9,239.86
3135G0E33	FNMA Note Due 07/20/2018	Various Various 0.00	5,296,708.96 0.00 5,296,734.00 0.00	11,759.39 12,587.50 0.00 828.11	26.59 1.55 25.04 853.15	0.00 0.00 853.15
3135G0F73	FNMA Note 1.5% Due 11/30/2020	Various Various 6,400,000.00	6,306,492.12 0.00 0.00 6,308,397.94	32,266.67 0.00 40,266.67 8,000.00	1,942.21 36.39 1,905.82 9,905.82	0.00 0.00 9,905.82
3135G0J20	FNMA Note 1.375% Due 02/26/2021	02/26/2016 02/29/2016 6,400,000.00	6,389,612.07 0.00 0.00 6,389,812.21	8,555.56 0.00 15,888.89 7,333.33	200.14 0.00 200.14 7,533.47	0.00 0.00 7,533.47
3135G0K69	FNMA Note 1.25% Due 05/06/2021	06/29/2016 06/30/2016 5,900,000.00	5,919,006.60 0.00 0.00 5,918,655.46	27,656.25 0.00 33,802.08 6,145.83	0.00 351.14 (351.14) 5,794.69	0.00 0.00 5,794.69
3135G0N82	FNMA Note 1.25% Due 08/17/2021	10/04/2016 10/06/2016 6,500,000.00	6,464,854.50 0.00 6,465,369.02	0.00 (10,607.64) 16,250.00 5,642.36	514.52 0.00 514.52 6,156.88	0.00 0.00 6,156.88
3135G0Q89	FNMA Note 1.375% Due 10/07/2021	10/27/2016 10/28/2016 1,150,000.00	1,142,996.50 0.00 1,143,012.02	0.00 (922.40) 1,054.17 131.77	15.52 0.00 15.52 147.29	0.00 0.00 147.29
3135G0WJ8	FNMA Note 0.875% Due 05/21/2018	Various Various 5,300,000.00	5,263,758.03 0.00 5,265,639.93	16,746.53 0.00 20,611.11 3,864.58	1,881.90 0.00 1,881.90 5,746.48	0.00 0.00 5,746.48
3135G0YT4	FNMA Note Due 11/27/2018	Various Various 0.00	3,746,649.41 0.00 3,746,670.70 0.00	20,989.58 21,835.94 0.00 846.36	31.42 10.13 21.29 867.65	0.00 0.00 867.65
3135G0ZA4	FNMA Note 1.875% Due 02/19/2019	Various Various 3,700,000.00	3,713,783.59 0.00 3,713,293.02	8,093.75 0.00 13,875.00 5,781.25	0.00 490.57 (490.57) 5,290.68	0.00 0.00 5,290.68



**City of Stockton Consolidated  
Account #10021**

**Income Earned  
9/30/16 Thru 10/31/16**

CUSIP	Security Description	Trade Date Settle Date Units	Book Value: Begin Book Value: Acq Book Value: Disp Book Value: End	Prior Accrued Inc. Received Ending Accrued Total Interest	Accr. Of Discount Amort. Of Premium Net Accret/Amort Income Earned	Unreal G/L Total Income
3135G0ZE6	FNMA Note 1.75% Due 06/20/2019	Various Various 5,300,000.00	5,326,319.00 0.00 0.00 5,325,496.53	26,021.53 0.00 33,750.70 7,729.17	0.00 822.47 (822.47) 6,906.70	0.00 0.00 0.00 6,906.70
3135G0ZG1	FNMA Note 1.75% Due 09/12/2019	Various Various 5,300,000.00	5,312,262.95 0.00 0.00 5,311,909.65	4,895.14 0.00 12,624.31 7,729.17	0.00 353.30 (353.30) 7,375.87	0.00 0.00 0.00 7,375.87
3137EADG1	FHLMC Note 1.75% Due 05/30/2019	Various Various 5,275,000.00	5,292,889.29 0.00 0.00 5,292,318.16	31,027.25 0.00 38,719.97 7,692.72	17.53 588.66 (571.13) 7,121.59	0.00 0.00 0.00 7,121.59
3137EADJ5	FHLMC Note Due 07/28/2017	Various Various 0.00	2,753,742.60 0.00 2,753,680.23 0.00	4,812.50 5,194.45 0.00 381.95	0.00 62.37 (62.37) 319.58	0.00 0.00 0.00 319.58
3137EADK2	FHLMC Note 1.25% Due 08/01/2019	Various Various 5,400,000.00	5,329,352.79 0.00 0.00 5,331,470.85	11,250.00 0.00 16,875.00 5,625.00	2,118.06 0.00 2,118.06 7,743.06	0.00 0.00 0.00 7,743.06
3137EADL0	FHLMC Note 1% Due 09/29/2017	Various Various 4,000,000.00	3,994,265.20 0.00 0.00 3,994,754.95	222.22 0.00 3,555.55 3,333.33	489.75 0.00 489.75 3,823.08	0.00 0.00 0.00 3,823.08
3137EADM8	FHLMC Note 1.25% Due 10/02/2019	Various Various 5,350,000.00	5,278,820.79 0.00 0.00 5,280,834.07	33,251.74 33,437.50 5,387.15 5,572.91	2,013.28 0.00 2,013.28 7,586.19	0.00 0.00 0.00 7,586.19
3137EADN6	FHLMC Note 0.75% Due 01/12/2018	07/28/2015 07/29/2015 4,700,000.00	4,688,676.22 0.00 0.00 4,689,426.30	7,735.42 0.00 10,672.92 2,937.50	750.08 0.00 750.08 3,687.58	0.00 0.00 0.00 3,687.58
3137EADR7	FHLMC Note 1.375% Due 05/01/2020	08/26/2015 08/27/2015 2,200,000.00	2,186,246.79 0.00 0.00 2,186,572.74	12,604.17 0.00 15,125.00 2,520.83	325.95 0.00 325.95 2,846.78	0.00 0.00 0.00 2,846.78
3137EAEC9	FHLMC Note 1.125% Due 08/12/2021	Various Various 6,555,000.00	6,497,153.54 0.00 0.00 6,498,163.25	10,037.34 0.00 16,182.66 6,145.32	1,009.71 0.00 1,009.71 7,155.03	0.00 0.00 0.00 7,155.03
36962G7G3	General Electric Capital Corp Note 2.3% Due 01/14/2019	Various Various 3,510,000.00	3,527,029.72 0.00 0.00 3,526,397.48	17,267.24 0.00 23,994.75 6,727.51	33.68 665.92 (632.24) 6,095.27	0.00 0.00 0.00 6,095.27






**City of Stockton Consolidated  
Account #10021**

**Income Earned  
9/30/16 Thru 10/31/16**


CUSIP	Security Description	Trade Date Settle Date Units	Book Value: Begin Book Value: Acq Book Value: Disp Book Value: End	Prior Accrued Inc. Received Ending Accrued Total Interest	Accr. Of Discount Amort. Of Premium Net Accret/Amort Income Earned	Unreal G/L Total Income
40428HPH9	HSBC USA Inc Note 1.625% Due 01/16/2018	Various Various 3,600,000.00	3,594,649.11 0.00 0.00 3,595,000.55	12,187.51 0.00 17,062.51 4,875.00	351.44 0.00 351.44 5,226.44	0.00 5,226.44
43813JAC9	Honda Auto Receivables 2014-1 A3 0.67% Due 11/21/2017	Various Various 410,137.34	551,479.01 0.00 141,513.13 410,058.64	102.67 308.00 76.33 281.66	92.76 0.00 92.76 374.42	0.00 374.42
43813NAC0	Honda Auto Receivables 2015-2 A3 1.04% Due 02/21/2019	Various Various 3,115,000.00	3,112,593.03 0.00 0.00 3,112,678.51	899.89 2,699.66 899.89 2,699.66	85.48 0.00 85.48 2,785.14	0.00 2,785.14
43814GAC4	Honda Auto Receivables 2014-2 A3 0.77% Due 03/19/2018	05/13/2014 05/21/2014 506,536.78	578,915.03 0.00 72,392.83 506,525.75	160.97 371.48 140.85 351.36	3.55 0.00 3.55 354.91	0.00 354.91
43814HAC2	Honda Auto Receivables 2014-3 A3 0.88% Due 06/15/2018	08/12/2014 08/20/2014 768,087.75	861,429.80 0.00 93,387.04 768,051.97	336.93 631.75 300.41 595.23	9.21 0.00 9.21 604.44	0.00 604.44
43814QAC2	Honda Auto Receivables 2016-2 A3 1.39% Due 04/15/2020	05/24/2016 05/31/2016 1,770,000.00	1,769,968.65 0.00 0.00 1,769,969.40	1,093.47 2,050.25 1,093.47 2,050.25	0.75 0.00 0.75 2,051.00	0.00 2,051.00
43814RAB2	Honda Auto Receivables 2016-4 A2 1.04% Due 04/18/2019	10/18/2016 10/25/2016 4,140,000.00	0.00 4,139,884.49 0.00 4,139,885.38	0.00 0.00 717.60 717.60	0.89 0.00 0.89 718.49	0.00 718.49
458140AL4	Intel Corp Note 1.35% Due 12/15/2017	Various Various 2,500,000.00	2,501,155.40 0.00 0.00 2,501,073.99	9,937.50 0.00 12,750.00 2,812.50	6.04 87.45 (81.41) 2,731.09	0.00 2,731.09
459200HZ7	IBM Corp Note 1.125% Due 02/06/2018	Various Various 3,440,000.00	3,433,961.50 0.00 0.00 3,434,341.20	5,912.50 0.00 9,137.50 3,225.00	379.70 0.00 379.70 3,604.70	0.00 3,604.70
477877AD6	John Deere Owner Trust 2014-B A3 1.07% Due 11/15/2018	Various Various 2,102,834.44	2,260,925.65 0.00 158,118.25 2,102,811.21	1,075.21 2,016.02 1,000.01 1,940.82	44.53 40.72 3.81 1,944.63	0.00 1,944.63
477879AC4	John Deere Owner Trust 2013-B A3 Due 08/15/2017	08/27/2013 09/04/2013 0.00	11,828.85 0.00 11,829.21 0.00	4.57 8.58 0.00 4.01	0.36 0.00 0.36 4.37	0.00 4.37



**Income Earned**  
9/30/16 Thru 10/31/16


CUSIP	Security Description	Trade Date Settle Date Units	Book Value: Begin Book Value: Acq Book Value: Disp Book Value: End	Prior Accrued Inc. Received Ending Accrued Total Interest	Accr. Of Discount Amort. Of Premium Net Accret/Amort Income Earned	Unreal G/L Total Income
47787VAC5	John Deere Owner Trust 2014-A A3 0.92% Due 04/16/2018	Various Various 818,958.23	913,028.42 0.00 94,057.18 818,968.05	373.32 699.98 334.87 661.53	5.66 8.85 (3.19) 658.34	0.00 658.34
47788MAC4	John Deere Owner Trust 2016-A A3 1.36% Due 04/15/2020	02/23/2016 03/02/2016 2,450,000.00	2,449,668.95 0.00 0.00 2,449,676.89	1,480.89 2,776.67 1,480.89 2,776.67	7.94 0.00 7.94 2,784.61	0.00 2,784.61
47788NAB4	John Deere Owner Trust 2016-B A2 1.09% Due 02/15/2019	07/19/2016 07/27/2016 2,915,000.00	2,914,834.77 0.00 0.00 2,914,840.68	1,412.16 2,647.79 1,412.16 2,647.79	5.91 0.00 5.91 2,653.70	0.00 2,653.70
594918BG8	Microsoft Callable Note Cont. 10/03/20 2% Due 11/03/2020	10/29/2015 11/03/2015 1,515,000.00	1,514,008.91 0.00 0.00 1,514,029.47	12,456.67 0.00 14,981.67 2,525.00	20.56 0.00 20.56 2,545.56	0.00 2,545.56
594918BP8	Microsoft Callable Note Cont 7/8/21 1.55% Due 08/08/2021	Various 08/08/2016 2,980,000.00	2,976,565.27 0.00 0.00 2,976,625.35	6,800.19 0.00 10,649.36 3,849.17	60.08 0.00 60.08 3,909.25	0.00 3,909.25
65478WAB1	Nissan Auto Receivables Owner 2016-C A2A 1.07% Due 05/15/2019	08/02/2016 08/10/2016 2,040,000.00	2,039,923.77 0.00 0.00 2,039,926.24	970.13 1,819.00 970.13 1,819.00	2.47 0.00 2.47 1,821.47	0.00 1,821.47
68389XAN5	Oracle Corp Note 1.2% Due 10/15/2017	Various Various 2,375,000.00	2,369,168.70 0.00 0.00 2,369,645.66	13,141.66 14,250.00 1,266.66 2,375.00	476.96 0.00 476.96 2,851.96	0.00 2,851.96
69371RK54	Paccar Financial Corp Note 1.6% Due 03/15/2017	03/10/2015 03/13/2015 830,000.00	831,915.06 0.00 0.00 831,555.26	590.22 0.00 1,696.89 1,106.67	0.00 359.80 (359.80) 746.87	0.00 746.87
713448CR7	PepsiCo Inc Note 1.25% Due 04/30/2018	Various Various 2,520,000.00	2,518,695.50 0.00 0.00 2,518,765.72	13,212.50 15,750.00 87.50 2,625.00	70.22 0.00 70.22 2,695.22	0.00 2,695.22
717081DJ9	Pfizer Inc. Note 1.1% Due 05/15/2017	05/12/2014 05/15/2014 685,000.00	684,875.70 0.00 0.00 684,892.75	2,846.56 0.00 3,474.47 627.91	17.05 0.00 17.05 644.96	0.00 644.96
74005PBH6	Praxair Note 1.25% Due 11/07/2018	Various Various 2,990,000.00	2,965,792.71 0.00 0.00 2,966,771.10	14,950.00 0.00 18,064.59 3,114.59	978.39 0.00 978.39 4,092.98	0.00 4,092.98





**Income Earned**  
9/30/16 Thru 10/31/16

CUSIP	Security Description	Trade Date Settle Date Units	Book Value: Begin Book Value: Acq Book Value: Disp Book Value: End	Prior Accrued Inc. Received Ending Accrued Total Interest	Accr. Of Discount Amort. Of Premium Net Accret/Amort Income Earned	Unreal G/L Total Income
747525AD5	Qualcomm Inc Note 2.25% Due 05/20/2020	Various Various 3,675,000.00	3,650,034.13 0.00 0.00 3,650,617.35	30,089.07 0.00 36,979.68 6,890.61	583.22 0.00 583.22 7,473.83	0.00 7,473.83
808513AK1	Charles Schwab Corp Callable Note Cont 2/10/2018 1.5% Due 03/10/2018	Various Various 3,635,000.00	3,638,588.27 0.00 0.00 3,638,376.38	3,180.63 0.00 7,724.38 4,543.75	3.70 215.59 (211.89) 4,331.86	0.00 4,331.86
857477AV5	State Street Bank Note 1.95% Due 05/19/2021	05/16/2016 05/19/2016 2,230,000.00	2,228,926.13 0.00 0.00 2,228,945.82	15,944.50 0.00 19,568.25 3,623.75	19.69 0.00 19.69 3,643.44	0.00 3,643.44
880591EQ1	Tennessee Valley Authority Note 1.75% Due 10/15/2018	Various Various 3,775,000.00	3,787,134.52 0.00 0.00 3,786,628.91	30,462.15 33,031.25 2,936.12 5,505.22	0.00 505.61 (505.61) 4,999.61	0.00 4,999.61
89231LAB3	Toyota Auto Receivables Owner 2016-D 1.06% Due 05/15/2019	10/04/2016 10/12/2016 2,675,000.00	0.00 2,674,786.00 0.00 2,674,790.53	0.00 0.00 1,496.51 1,496.51	4.53 0.00 4.53 1,501.04	0.00 1,501.04
89231MAC9	Toyota Auto Receivables Owner 2014-A 0.67% Due 12/15/2017	Various Various 381,062.16	479,603.71 0.00 98,563.56 381,049.70	142.82 267.79 113.47 238.44	9.55 0.00 9.55 247.99	0.00 247.99
89231TAB6	Toyota Auto Receivables Owner 2015-C 0.92% Due 02/15/2018	08/18/2015 08/26/2015 726,953.56	875,821.05 0.00 148,906.59 726,923.11	358.13 671.49 297.24 610.60	8.65 0.00 8.65 619.25	0.00 619.25
89236TCA1	Toyota Motor Credit Corp Note 1.45% Due 01/12/2018	Various Various 2,955,000.00	2,957,756.74 0.00 0.00 2,957,574.15	9,402.64 0.00 12,973.27 3,570.63	25.39 207.98 (182.59) 3,388.04	0.00 3,388.04
89236WAC2	Toyota Auto Receivables Owner 2015-A 1.12% Due 02/15/2019	Various Various 2,387,619.76	2,538,939.16 0.00 152,380.24 2,386,684.14	1,264.35 2,370.67 1,188.51 2,294.83	125.22 0.00 125.22 2,420.05	0.00 2,420.05
91159HHE3	US Bancorp Callable Note Cont 10/15/2018 1.95% Due 11/15/2018	02/12/2014 02/18/2014 265,000.00	265,245.87 0.00 0.00 265,235.63	1,952.17 0.00 2,382.79 430.62	0.00 10.24 (10.24) 420.38	0.00 420.38
91159HHH6	US Bancorp Callable Note Cont 3/25/2019 2.2% Due 04/25/2019	Various Various 4,025,000.00	4,050,014.94 0.00 0.00 4,049,156.73	38,371.67 44,275.00 1,475.83 7,379.16	39.47 897.68 (858.21) 6,520.95	0.00 6,520.95



**Income Earned**

9/30/16 Thru 10/31/16

CUSIP	Security Description	Trade Date Settle Date Units	Book Value: Begin Book Value: Acq Book Value: Disp Book Value: End	Prior Accrued Inc. Received Ending Accrued Total Interest	Accr. Of Discount Amort. Of Premium Net Accret/Amort Income Earned	Unreal G/L Total Income
912828B90	US Treasury Note 2% Due 02/28/2021	04/26/2016 04/28/2016 6,000,000.00	6,153,656.52 0.00 0.00 6,150,699.76	10,276.24 0.00 20,552.49 10,276.25	0.00 2,956.76 (2,956.76) 7,319.49	0.00 0.00 0.00 7,319.49
912828J84	US Treasury Note 1.375% Due 03/31/2020	Various Various 6,350,000.00	6,361,091.78 0.00 0.00 6,360,822.51	239.87 0.00 7,675.83 7,435.96	225.42 494.69 (269.27) 7,166.69	0.00 0.00 0.00 7,166.69
912828L32	US Treasury Note 1.375% Due 08/31/2020	Various Various 6,700,000.00	6,703,448.44 0.00 0.00 6,703,373.69	7,889.16 0.00 15,778.32 7,889.16	25.73 100.48 (74.75) 7,814.41	0.00 0.00 0.00 7,814.41
912828L99	US Treasury Note 1.375% Due 10/31/2020	Various Various 6,400,000.00	6,327,750.47 0.00 0.00 6,329,252.64	36,826.09 44,000.00 243.09 7,417.00	1,615.58 113.41 1,502.17 8,919.17	0.00 0.00 0.00 8,919.17
912828N89	US Treasury Note 1.375% Due 01/31/2021	03/09/2016 03/11/2016 3,750,000.00	3,746,767.08 0.00 0.00 3,746,830.39	8,687.16 0.00 13,030.74 4,343.58	63.31 0.00 63.31 4,406.89	0.00 0.00 0.00 4,406.89
912828R85	US Treasury Note 0.875% Due 06/15/2019	07/28/2016 07/29/2016 6,500,000.00	6,509,558.25 0.00 0.00 6,509,258.04	16,782.79 0.00 21,600.07 4,817.28	0.00 300.21 (300.21) 4,517.07	0.00 0.00 0.00 4,517.07
912828SD3	US Treasury Note 1.25% Due 01/31/2019	Various Various 5,350,000.00	5,324,152.52 0.00 0.00 5,325,092.97	11,266.98 0.00 16,900.48 5,633.50	940.45 0.00 940.45 6,573.95	0.00 0.00 0.00 6,573.95
912828ST8	US Treasury Note 1.25% Due 04/30/2019	Various Various 5,350,000.00	5,303,455.99 0.00 0.00 5,304,989.33	27,985.74 33,437.50 184.74 5,636.50	1,533.34 0.00 1,533.34 7,169.84	0.00 0.00 0.00 7,169.84
912828TH3	US Treasury Note 0.875% Due 07/31/2019	03/01/2016 03/02/2016 6,700,000.00	6,661,830.36 0.00 0.00 6,662,975.82	9,877.04 0.00 14,815.56 4,938.52	1,145.46 0.00 1,145.46 6,083.98	0.00 0.00 0.00 6,083.98
912828TM2	US Treasury Note 0.625% Due 08/31/2017	Various Various 5,800,000.00	5,793,251.65 0.00 0.00 5,793,877.98	3,104.28 0.00 6,208.57 3,104.29	628.73 2.40 626.33 3,730.62	0.00 0.00 0.00 3,730.62
912828UB4	US Treasury Note 1% Due 11/30/2019	Various Various 6,475,000.00	6,365,219.83 0.00 0.00 6,368,166.32	21,760.25 0.00 27,244.53 5,484.28	2,946.49 0.00 2,946.49 8,430.77	0.00 0.00 0.00 8,430.77





**City of Stockton Consolidated  
Account #10021**

**Income Earned**  
9/30/16 Thru 10/31/16

CUSIP	Security Description	Trade Date Settle Date Units	Book Value: Begin Book Value: Acq Book Value: Disp Book Value: End	Prior Accrued Inc. Received Ending Accrued Total Interest	Accr. Of Discount Amort. Of Premium Net Accret/Amort Income Earned	Unreal G/L Total Income
912828UQ1	US Treasury Note 1.25% Due 02/29/2020	Various Various 5,925,000.00	5,864,774.53 0.00 0.00 5,866,272.91	6,342.37 0.00 12,684.74 6,342.37	1,498.38 0.00 1,498.38 7,840.75	0.00 7,840.75
912828VF4	US Treasury Note 1.375% Due 05/31/2020	Various Various 5,925,000.00	5,872,496.43 0.00 0.00 5,873,712.88	27,378.84 0.00 34,279.20 6,900.36	1,216.45 0.00 1,216.45 8,116.81	0.00 8,116.81
912828WD8	US Treasury Note 1.25% Due 10/31/2018	Various Various 4,350,000.00	4,331,800.56 0.00 0.00 4,332,542.91	22,754.76 27,187.50 150.21 4,582.95	742.35 0.00 742.35 5,325.30	0.00 5,325.30
913017BU2	United Tech Corp Note 1.8% Due 06/01/2017	Various Various 3,120,000.00	3,135,040.58 0.00 0.00 3,133,121.82	18,720.00 0.00 23,400.00 4,680.00	1.75 1,920.51 (1,918.76) 2,761.24	0.00 2,761.24
931142DF7	Wal-Mart Stores Note 1.125% Due 04/11/2018	04/04/2013 04/11/2013 1,045,000.00	1,044,706.74 0.00 0.00 1,044,723.06	5,551.56 5,878.13 653.13 979.70	16.32 0.00 16.32 996.02	0.00 996.02
94974BGF1	Wells Fargo Corp Note 2.15% Due 01/30/2020	Various Various 3,660,000.00	3,648,166.28 0.00 0.00 3,648,467.96	13,333.59 0.00 19,891.08 6,557.49	301.68 0.00 301.68 6,859.17	0.00 6,859.17
<b>TOTAL Fixed Income</b>			<b>301,535,541.12</b> <b>17,196,649.49</b> <b>16,815,975.72</b> <b>301,929,955.80</b>	<b>922,005.07</b> <b>341,978.16</b> <b>927,644.50</b> <b>347,617.59</b>	<b>31,478.19</b> <b>17,737.28</b> <b>13,740.91</b> <b>361,358.50</b>	<b>0.00</b> <b>361,358.50</b>


**Cash & Equivalent**

06417GNP9	Bank of Nova Scotia Yankee CD 1.26% Due 03/01/2017	08/29/2016 08/30/2016 6,500,000.00	6,499,998.82 0.00 0.00 6,499,999.06	7,507.50 0.00 14,560.00 7,052.50	0.24 0.00 0.24 7,052.74	0.00 7,052.74
06538BKS1	Bank of Tokyo Mitsubishi NY Discount CP Due 10/26/2016	06/27/2016 06/28/2016 0.00	6,481,667.43 0.00 6,485,000.00 0.00	0.00 0.00 0.00 0.00	3,332.57 0.00 3,332.57 3,332.57	0.00 3,332.57
06538BQ63	Bank of Tokyo Mitsubishi NY Discount CP 1.03% Due 03/06/2017	10/26/2016 10/27/2016 6,505,000.00	0.00 6,480,805.04 0.00 6,481,735.62	0.00 0.00 0.00 0.00	930.58 0.00 930.58 930.58	0.00 930.58



CUSIP	Security Description	Trade Date Settle Date Units	Book Value: Begin Book Value: Acq Book Value: Disp Book Value: End	Prior Accrued Inc. Received Ending Accrued Total Interest	Accr. Of Discount Amort. Of Premium Net Accret/Amort Income Earned	Unreal G/L Total Income
21687AQU0	Rabobank Nederland NV NY Discount CP 1.12% Due 03/28/2017	09/27/2016 09/28/2016 6,525,000.00	6,488,866.01 0.00 0.00 6,495,159.01	0.00 0.00 0.00 0.00	6,293.00 0.00 6,293.00 6,293.00	0.00 0.00 6,293.00
60934N104	Federated Prime Value Oblig GOVT OBLIG MMF	Various Various 170,524.32	130,789.02 7,774,127.37 7,734,392.07 170,524.32	0.00 330.07 0.00 330.07	0.00 0.00 0.00 330.07	0.00 0.00 0.00 330.07
90AIG\$002	AIG GIC Due 09/01/2037	09/01/2015 09/01/2015 0.00	0.00 0.00 0.00 0.00	0.00 0.00 0.00 0.00	0.00 0.00 0.00 0.00	0.00 0.00 0.00 0.00
94975P405	Wells Fargo Adv Govt #1751 Money Market Fund	Various Various 17,941,101.72	25,761,991.22 0.00 7,820,889.50 17,941,101.72	0.00 0.00 0.00 0.00	0.00 0.00 0.00 0.00	0.00 0.00 0.00 0.00
<b>TOTAL Cash &amp; Equivalent</b>		<b>37,641,626.04</b>	<b>45,363,312.50 14,254,932.41 22,040,281.57 37,588,519.73</b>	<b>7,507.50 330.07 14,560.00 7,382.57</b>	<b>10,556.39 0.00 10,556.39 17,938.96</b>	<b>0.00 0.00 0.00 17,938.96</b>
<b>Local Agency Investment Fund</b>						
90LAIF\$00	Local Agency Investment Fund State Pool	Various Various 55,000,000.00	45,000,000.00 10,000,000.00 0.00 55,000,000.00	89,465.17 82,251.00 25,535.78 18,321.61	0.00 0.00 0.00 18,321.61	0.00 0.00 0.00 18,321.61
<b>TOTAL Local Agency Investment Fund</b>		<b>55,000,000.00</b>	<b>45,000,000.00 10,000,000.00 0.00 55,000,000.00</b>	<b>89,465.17 82,251.00 25,535.78 18,321.61</b>	<b>0.00 0.00 0.00 18,321.61</b>	<b>0.00 0.00 0.00 18,321.61</b>
<b>TOTAL PORTFOLIO</b>		<b>395,181,816.06</b>	<b>391,898,853.62 41,451,581.90 38,856,257.29 394,518,475.53</b>	<b>1,018,977.74 424,559.23 967,740.28 373,321.77</b>	<b>42,034.58 17,737.28 24,297.30 397,619.07</b>	<b>0.00 0.00 397,619.07 397,619.07</b>






Cash Flow Report

From 10/31/2016

Payment Date	Transaction Type	CUSIP	Quantity	Security Description	Principal Amount	Income	Total Amount
11/01/2016	Interest	3137EADR7	2,200,000.00	FHLMC Note 1.375% Due 5/1/2020	0.00	15,125.00	15,125.00
11/03/2016	Interest	037833AJ9	3,000,000.00	Apple Inc Note 1% Due 5/3/2018	0.00	15,000.00	15,000.00
11/03/2016	Interest	594918BG8	1,515,000.00	Microsoft Callable Note Cont. 10/03/20 2% Due 11/3/2020	0.00	15,150.00	15,150.00
11/06/2016	Interest	3135G0K69	5,900,000.00	FNMA Note 1.25% Due 5/6/2021	0.00	34,826.39	34,826.39
11/07/2016	Interest	74005PBH6	2,990,000.00	Praxair Note 1.25% Due 11/7/2018	0.00	18,687.50	18,687.50
11/15/2016	Interest	91159HHE3	265,000.00	US Bancorp Callable Note Cont 10/15/2018 1.95% Due 11/15/2018	0.00	2,583.75	2,583.75
11/15/2016	Interest	717081DJ9	685,000.00	Pfizer Inc. Note 1.1% Due 5/15/2017	0.00	3,767.50	3,767.50
11/15/2016	Paydown	89231LAB3	2,675,000.00	Toyota Auto Receivables Owner 2016-D 1.06% Due 5/15/2019	118,211.59	2,599.21	120,810.80
11/15/2016	Paydown	89231MAC9	381,062.16	Toyota Auto Receivables Owner 2014-A 0.67% Due 12/15/2017	101,520.40	212.76	101,733.16
11/15/2016	Paydown	89231TAB6	726,953.56	Toyota Auto Receivables Owner 2015-C 0.92% Due 2/15/2018	59,767.32	557.33	60,324.65
11/15/2016	Paydown	89236WAC2	2,387,619.76	Toyota Auto Receivables Owner 2015-A 1.12% Due 2/15/2019	179,942.98	2,228.45	182,171.43
11/15/2016	Paydown	43814HAC2	768,087.75	Honda Auto Receivables 2014-3 A3 0.88% Due 6/15/2018	92,636.27	563.26	93,199.53
11/15/2016	Paydown	43814QAC2	1,770,000.00	Honda Auto Receivables 2016-2 A3 1.39% Due 4/15/2020	41,150.44	2,050.25	43,200.69
11/15/2016	Paydown	477877AD6	2,102,834.44	John Deere Owner Trust 2014-B A3 1.07% Due 11/15/2018	195,428.36	1,875.03	197,303.39
11/15/2016	Paydown	65478WAB1	2,040,000.00	Nissan Auto Receivables Owner 2016-C A2A 1.07% Due 5/15/2019	64,930.47	1,819.00	66,749.47
11/15/2016	Paydown	161571HH0	4,140,000.00	Chase CHAIT Pool #2016-A7 1.06% Due 9/16/2019	733,151.65	3,657.00	736,808.65
11/15/2016	Paydown	47787VAC5	818,958.23	John Deere Owner Trust 2014-A A3 0.92% Due 4/16/2018	150,186.77	627.86	150,814.63
11/15/2016	Paydown	47788MAC4	2,450,000.00	John Deere Owner Trust 2016-A A3 1.36% Due 4/15/2020	0.00	2,776.67	2,776.67
11/15/2016	Paydown	47788NAB4	2,915,000.00	John Deere Owner Trust 2016-B A2 1.09% Due 2/15/2019	0.00	2,647.79	2,647.79
11/18/2016	Paydown	43814RAB2	4,140,000.00	Honda Auto Receivables 2016-4 A2 1.04% Due 4/18/2019	317,945.91	2,750.80	320,696.71




# Cash Flow Report

From 10/31/2016


Payment Date	Transaction Type	CUSIP	Quantity	Security Description	Principal Amount	Income	Total Amount
11/18/2016	Paydown	43814GAC4	506,536.78	Honda Auto Receivables 2014-2 A3 0.77% Due 3/19/2018	81,284.70	325.03	81,609.73
11/19/2016	Interest	857477AV5	2,230,000.00	State Street Bank Note 1.95% Due 5/19/2021	0.00	21,742.50	21,742.50
11/20/2016	Interest	747525AD5	3,675,000.00	Qualcomm Inc Note 2.25% Due 5/20/2020	0.00	41,343.75	41,343.75
11/21/2016	Interest	3135G0WJ8	5,300,000.00	FNMA Note 0.875% Due 5/21/2018	0.00	23,187.50	23,187.50
11/21/2016	Paydown	43813JAC9	410,137.34	Honda Auto Receivables 2014-1 A3 0.67% Due 11/21/2017	204,956.80	228.99	205,185.79
11/21/2016	Paydown	43813NAC0	3,115,000.00	Honda Auto Receivables 2015-2 A3 1.04% Due 2/21/2019	147,076.18	2,699.66	149,775.84
11/30/2016	Interest	3135G0F73	6,400,000.00	FNMA Note 1.5% Due 11/30/2020	0.00	48,000.00	48,000.00
11/30/2016	Interest	3137EADG1	5,275,000.00	FHLMC Note 1.75% Due 5/30/2019	0.00	46,156.25	46,156.25
11/30/2016	Interest	912828UB4	6,475,000.00	US Treasury Note 1% Due 11/30/2019	0.00	32,375.00	32,375.00
11/30/2016	Interest	912828VF4	5,925,000.00	US Treasury Note 1.375% Due 5/31/2020	0.00	40,734.38	40,734.38
<b>Nov 2016</b>					<b>2,488,189.84</b>	<b>386,298.61</b>	<b>2,874,488.45</b>
12/01/2016	Interest	913017BU2	3,120,000.00	United Tech Corp Note 1.8% Due 6/1/2017	0.00	28,080.00	28,080.00
12/05/2016	Interest	166764AA8	1,550,000.00	Chevron Corp Callable Note Cont 11/5/17 1.104% Due 12/5/2017	0.00	8,556.00	8,556.00
12/11/2016	Interest	02665WAQ4	1,665,000.00	American Honda Finance Note 1.55% Due 12/11/2017	0.00	12,903.75	12,903.75
12/13/2016	Interest	24422ESF7	565,000.00	John Deere Capital Corp Note 1.95% Due 12/13/2018	0.00	5,508.75	5,508.75
12/14/2016	Interest	313376BR5	2,500,000.00	FHLB Note 1.75% Due 12/14/2018	0.00	21,875.00	21,875.00
12/15/2016	Interest	458140AL4	2,500,000.00	Intel Corp Note 1.35% Due 12/15/2017	0.00	16,875.00	16,875.00
12/15/2016	Interest	912828R85	6,500,000.00	US Treasury Note 0.875% Due 6/15/2019	0.00	28,437.50	28,437.50
12/15/2016	Paydown	43814HAC2	768,087.75	Honda Auto Receivables 2014-3 A3 0.88% Due 6/15/2018	90,947.47	495.33	91,442.80
12/15/2016	Paydown	477877AD6	2,102,834.44	John Deere Owner Trust 2014-B A3 1.07% Due 11/15/2018	189,850.36	1,700.76	191,551.12
12/15/2016	Paydown	47787VAC5	818,958.23	John Deere Owner Trust 2014-A A3 0.92% Due 4/16/2018	144,717.71	512.73	145,230.44





**Cash Flow Report**  
From 10/31/2016

Payment Date	Transaction Type	CUSIP	Quantity	Security Description	Principal Amount	Income	Total Amount
12/15/2016	Paydown	47788MAC4	2,450,000.00	John Deere Owner Trust 2016-A A3 1.36% Due 4/15/2020	0.00	2,776.67	2,776.67
12/15/2016	Paydown	89231TAB6	726,953.56	Toyota Auto Receivables Owner 2015-C 0.92% Due 2/15/2018	57,864.01	511.51	58,375.52
12/15/2016	Paydown	89236WAC2	2,387,619.76	Toyota Auto Receivables Owner 2015-A 1.12% Due 2/15/2019	175,869.56	2,060.49	177,930.05
12/15/2016	Paydown	47788NAB4	2,915,000.00	John Deere Owner Trust 2016-B A2 1.09% Due 2/15/2019	0.00	2,647.79	2,647.79
12/15/2016	Paydown	65478WAB1	2,040,000.00	Nissan Auto Receivables Owner 2016-C A2A 1.07% Due 5/15/2019	64,988.37	1,761.10	66,749.47
12/15/2016	Paydown	89231LAB3	2,675,000.00	Toyota Auto Receivables Owner 2016-D 1.06% Due 5/15/2019	116,110.96	2,258.50	118,369.46
12/15/2016	Paydown	89231MAC9	381,062.16	Toyota Auto Receivables Owner 2014-A 0.67% Due 12/15/2017	97,353.72	156.07	97,509.79
12/15/2016	Paydown	161571HH0	4,140,000.00	Chase CHAIT Pool #2016-A7 1.06% Due 9/16/2019	669,239.83	3,009.38	672,249.21
12/15/2016	Paydown	43814QAC2	1,770,000.00	Honda Auto Receivables 2016-2 A3 1.39% Due 4/15/2020	41,198.11	2,002.58	43,200.69
12/18/2016	Paydown	43814GAC4	506,536.78	Honda Auto Receivables 2014-2 A3 0.77% Due 3/19/2018	78,315.44	272.87	78,588.31
12/18/2016	Paydown	43814RAB2	4,140,000.00	Honda Auto Receivables 2016-4 A2 1.04% Due 4/18/2019	305,715.13	3,312.45	309,027.58
12/20/2016	Interest	3135G0ZE6	5,300,000.00	FNMA Note 1.75% Due 6/20/2019	0.00	46,375.00	46,375.00
12/21/2016	Paydown	43813JAC9	410,137.34	Honda Auto Receivables 2014-1 A3 0.67% Due 11/21/2017	205,180.55	114.55	205,295.10
12/21/2016	Paydown	43813NAC0	3,115,000.00	Honda Auto Receivables 2015-2 A3 1.04% Due 2/21/2019	144,452.80	2,572.20	147,025.00
12/22/2016	Interest	3135G0D75	6,400,000.00	FNMA Note 1.5% Due 6/22/2020	0.00	48,000.00	48,000.00
<b>Dec 2016</b>					<b>2,381,804.02</b>	<b>242,775.98</b>	<b>2,624,580.00</b>
01/12/2017	Interest	3137EADN6	4,700,000.00	FHLMC Note 0.75% Due 1/12/2018	0.00	17,625.00	17,625.00
01/12/2017	Interest	89236TCA1	2,955,000.00	Toyota Motor Credit Corp Note 1.45% Due 1/12/2018	0.00	21,423.75	21,423.75
01/13/2017	Maturity	24422ERL5	910,000.00	John Deere Capital Corp Note 2% Due 1/13/2017	910,000.00	9,100.00	919,100.00
01/14/2017	Interest	36962G7G3	3,510,000.00	General Electric Capital Corp Note 2.3% Due 1/14/2019	0.00	40,365.00	40,365.00
01/14/2017	Interest	3130A8QS5	2,800,000.00	FHLB Note 1.125% Due 7/14/2021	0.00	15,750.00	15,750.00




### Cash Flow Report

From 10/31/2016

Payment Date	Transaction Type	CUSIP	Quantity	Security Description	Principal Amount	Income	Total Amount
01/15/2017	Dividend	90LAIF\$00	18,845,957.00	Local Agency Investment Fund State Pool	0.00	10,432.35	10,432.35
01/15/2017	Paydown	47788MAC4	2,450,000.00	John Deere Owner Trust 2016-A A3 1.36% Due 4/15/2020	0.00	2,776.67	2,776.67
01/15/2017	Paydown	47788NAB4	2,915,000.00	John Deere Owner Trust 2016-B A2 1.09% Due 2/15/2019	0.00	2,647.79	2,647.79
01/15/2017	Paydown	89236WAC2	2,387,619.76	Toyota Auto Receivables Owner 2015-A 1.12% Due 2/15/2019	171,791.39	1,896.36	173,687.75
01/15/2017	Paydown	161571HH0	4,140,000.00	Chase CHAIT Pool #2016-A7 1.06% Due 9/16/2019	603,000.03	2,418.22	605,418.25
01/15/2017	Paydown	43814HAC2	768,087.75	Honda Auto Receivables 2014-3 A3 0.88% Due 6/15/2018	89,203.20	428.64	89,631.84
01/15/2017	Paydown	43814QAC2	1,770,000.00	Honda Auto Receivables 2016-2 A3 1.39% Due 4/15/2020	41,245.83	1,954.86	43,200.69
01/15/2017	Paydown	47787AD6	2,102,834.44	John Deere Owner Trust 2014-B A3 1.07% Due 11/15/2018	184,263.10	1,531.49	185,794.59
01/15/2017	Paydown	47787VAC5	818,958.23	John Deere Owner Trust 2014-A A3 0.92% Due 4/16/2018	139,242.35	401.77	139,644.12
01/15/2017	Paydown	65478WAB1	2,040,000.00	Nissan Auto Receivables Owner 2016-C A2A 1.07% Due 5/15/2019	65,046.31	1,703.16	66,749.47
01/15/2017	Paydown	89231LAB3	2,675,000.00	Toyota Auto Receivables Owner 2016-D 1.06% Due 5/15/2019	114,007.51	2,155.93	116,163.44
01/15/2017	Paydown	89231MAC9	381,062.16	Toyota Auto Receivables Owner 2014-A 0.67% Due 12/15/2017	93,182.18	101.73	93,283.91
01/15/2017	Paydown	89231TAB6	726,953.56	Toyota Auto Receivables Owner 2015-C 0.92% Due 2/15/2018	55,959.04	467.15	56,426.19
01/16/2017	Interest	40428HPH9	3,600,000.00	HSBC USA Inc Note 1.625% Due 1/16/2018	0.00	29,250.00	29,250.00
01/17/2017	Paydown	89231MAC9	381,062.16	Toyota Auto Receivables Owner 2014-A 0.67% Due 12/15/2017	89,005.86	3.31	89,009.17
01/18/2017	Paydown	43814GAC4	506,536.78	Honda Auto Receivables 2014-2 A3 0.77% Due 3/19/2018	75,343.27	222.62	75,565.89
01/18/2017	Paydown	43814RAB2	4,140,000.00	Honda Auto Receivables 2016-4 A2 1.04% Due 4/18/2019	293,465.32	3,047.49	296,512.81
01/21/2017	Paydown	43813NAC0	3,115,000.00	Honda Auto Receivables 2015-2 A3 1.04% Due 2/21/2019	141,825.96	2,447.01	144,272.97
01/30/2017	Interest	94974BGF1	3,660,000.00	Wells Fargo Corp Note 2.15% Due 1/30/2020	0.00	39,345.00	39,345.00
01/31/2017	Interest	912828N89	3,750,000.00	US Treasury Note 1.375% Due 1/31/2021	0.00	25,781.25	25,781.25






**City of Stockton Consolidated  
Account #10021**

**Cash Flow Report**  
From 10/31/2016

Payment Date	Transaction Type	CUSIP	Quantity	Security Description	Principal Amount	Income	Total Amount
01/31/2017	Interest	912828SD3	5,350,000.00	US Treasury Note	0.00	33,437.50	33,437.50
01/31/2017	Interest	912828TH3	6,700,000.00	US Treasury Note 0.875% Due 7/31/2019	0.00	29,312.50	29,312.50
<b>Jan 2017</b>					<b>3,066,581.35</b>	<b>296,026.55</b>	<b>3,362,607.90</b>
02/01/2017	Interest	3137EADK2	5,400,000.00	FHLMC Note 1.25% Due 8/1/2019	0.00	33,750.00	33,750.00
02/06/2017	Interest	459200HZ7	3,440,000.00	IBM Corp Note 1.125% Due 2/6/2018	0.00	19,350.00	19,350.00
02/08/2017	Interest	594918BP8	2,980,000.00	Microsoft Callable Note Cont 7/8/21 1.55% Due 8/8/2021	0.00	23,095.00	23,095.00
02/12/2017	Interest	3137EAEC9	6,555,000.00	FHLMC Note 1.125% Due 8/12/2021	0.00	36,871.88	36,871.88
02/15/2017	Interest	084664CK5	1,905,000.00	Berkshire Hathaway Note 1.3% Due 8/15/2019	0.00	12,382.50	12,382.50
02/15/2017	Interest	22160KAG0	1,565,000.00	Costco Wholesale Corp Note 1.75% Due 2/15/2020	0.00	13,693.75	13,693.75
02/15/2017	Paydown	43814QAC2	1,770,000.00	Honda Auto Receivables 2016-2 A3 1.39% Due 4/15/2020	41,293.60	1,907.09	43,200.69
02/15/2017	Paydown	47788NAB4	2,915,000.00	John Deere Owner Trust 2016-B A2 1.09% Due 2/15/2019	0.00	2,647.79	2,647.79
02/15/2017	Paydown	65478WAB1	2,040,000.00	Nissan Auto Receivables Owner 2016-C A2A 1.07% Due 5/15/2019	65,104.31	1,645.16	66,749.47
02/15/2017	Paydown	89231LAB3	2,675,000.00	Toyota Auto Receivables Owner 2016-D 1.06% Due 5/15/2019	111,901.24	2,055.23	113,956.47
02/15/2017	Paydown	161571HH0	4,140,000.00	Chase CHAIT Pool #2016-A7 1.06% Due 9/16/2019	534,358.43	1,885.57	536,244.00
02/15/2017	Paydown	43814HAC2	768,087.75	Honda Auto Receivables 2014-3 A3 0.88% Due 6/15/2018	87,402.04	363.22	87,765.26
02/15/2017	Paydown	47787AD6	2,102,834.44	John Deere Owner Trust 2014-B A3 1.07% Due 11/15/2018	178,666.63	1,367.19	180,033.82
02/15/2017	Paydown	47787VAC5	818,958.23	John Deere Owner Trust 2014-A A3 0.92% Due 4/16/2018	133,760.64	295.02	134,055.66
02/15/2017	Paydown	47788MAC4	2,450,000.00	John Deere Owner Trust 2016-A A3 1.36% Due 4/15/2020	0.00	2,776.67	2,776.67
02/15/2017	Paydown	89231TAB6	726,953.56	Toyota Auto Receivables Owner 2015-C 0.92% Due 2/15/2018	54,052.42	424.25	54,476.67
02/15/2017	Paydown	89236WAC2	2,387,619.76	Toyota Auto Receivables Owner 2015-A 1.12% Due 2/15/2019	167,708.51	1,736.01	169,444.52
02/17/2017	Interest	3135G0N82	6,500,000.00	FNMA Note 1.25% Due 8/17/2021	0.00	40,173.61	40,173.61




### Cash Flow Report

From 10/31/2016

Payment Date	Transaction Type	CUSIP	Quantity	Security Description	Principal Amount	Income	Total Amount
02/18/2017	Interest	3130A7CV5	6,450,000.00	FHLB Note 1.375% Due 2/18/2021	0.00	44,343.75	44,343.75
02/18/2017	Paydown	43814RAB2	4,140,000.00	Honda Auto Receivables 2016-4 A2 1.04% Due 4/18/2019	281,196.45	2,793.16	283,989.61
02/18/2017	Paydown	43814GAC4	506,536.78	Honda Auto Receivables 2014-2 A3 0.77% Due 3/19/2018	72,368.21	174.27	72,542.48
02/19/2017	Interest	3135G0ZA4	3,700,000.00	FNMA Note 1.875% Due 2/19/2019	0.00	34,687.50	34,687.50
02/21/2017	Paydown	43813NAC0	3,115,000.00	Honda Auto Receivables 2015-2 A3 1.04% Due 2/21/2019	139,195.63	2,324.09	141,519.72
02/26/2017	Interest	3135G0J20	6,400,000.00	FNMA Note 1.375% Due 2/26/2021	0.00	44,000.00	44,000.00
02/28/2017	Interest	912828B90	6,000,000.00	US Treasury Note 2% Due 2/28/2021	0.00	60,000.00	60,000.00
02/28/2017	Interest	912828TM2	5,800,000.00	US Treasury Note 0.625% Due 8/31/2017	0.00	18,125.00	18,125.00
02/28/2017	Interest	912828UQ1	5,925,000.00	US Treasury Note 1.25% Due 2/29/2020	0.00	37,031.25	37,031.25
02/28/2017	Interest	912828L32	6,700,000.00	US Treasury Note 1.375% Due 8/31/2020	0.00	46,062.50	46,062.50
<b>Feb 2017</b>					<b>1,867,008.11</b>	<b>485,961.46</b>	<b>2,352,969.57</b>
03/01/2017	Interest	30231GAV4	4,493,000.00	Exxon Mobil Corp Callable Note Cont 2/1/2021 2.222% Due 3/1/2021	0.00	49,917.23	49,917.23
03/01/2017	Interest	17275RAR3	2,395,000.00	Cisco Systems Note 2.125% Due 3/1/2019	0.00	25,446.89	25,446.89
03/01/2017	Maturity	06417GNP9	6,500,000.00	Bank of Nova Scotia Yankee CD 1.26% Due 3/1/2017	6,500,000.00	41,860.00	6,541,860.00
03/02/2017	Interest	166764AV2	1,350,000.00	Chevron Corp Note 1.365% Due 3/2/2018	0.00	9,213.75	9,213.75
03/06/2017	Maturity	06538BQ63	6,505,000.00	Bank of Tokyo Mitsubishi NY Discount CP 1.03% Due 3/6/2017	6,505,000.00	0.00	6,505,000.00
03/09/2017	Interest	313378A43	5,285,000.00	FHLB Note 1.375% Due 3/9/2018	0.00	36,334.38	36,334.38
03/10/2017	Interest	808513AK1	3,635,000.00	Charles Schwab Corp Callable Note Cont 2/10/2018 1.5% Due 3/10/2018	0.00	27,262.50	27,262.50
03/11/2017	Interest	06406HCW7	3,625,000.00	Bank of New York Callable Note Cont 8/11/2019 2.3% Due 9/11/2019	0.00	41,687.50	41,687.50
03/12/2017	Interest	3135G0ZG1	5,300,000.00	FNMA Note 1.75% Due 9/12/2019	0.00	46,375.00	46,375.00






Cash Flow Report

From 10/31/2016

Payment Date	Transaction Type	CUSIP	Quantity	Security Description	Principal Amount	Income	Total Amount
03/15/2017	Maturity	69371RK54	830,000.00	Paccar Financial Corp Note 1.6% Due 3/15/2017	830,000.00	6,640.00	836,640.00
03/15/2017	Paydown	89231LAB3	2,675,000.00	Toyota Auto Receivables Owner 2016-D 1.06% Due 5/15/2019	109,792.15	1,956.38	111,748.53
03/15/2017	Paydown	89231TAB6	726,953.56	Toyota Auto Receivables Owner 2015-C 0.92% Due 2/15/2018	52,144.17	382.80	52,526.97
03/15/2017	Paydown	161571HH0	4,140,000.00	Chase CHAIT Pool #2016-A7 1.06% Due 9/16/2019	463,239.01	1,413.55	464,652.56
03/15/2017	Paydown	43814HAC2	768,087.75	Honda Auto Receivables 2014-3 A3 0.88% Due 6/15/2018	85,542.54	299.13	85,841.67
03/15/2017	Paydown	43814QAC2	1,770,000.00	Honda Auto Receivables 2016-2 A3 1.39% Due 4/15/2020	41,341.44	1,859.25	43,200.69
03/15/2017	Paydown	47787VAC5	818,958.23	John Deere Owner Trust 2014-A A3 0.92% Due 4/16/2018	128,272.57	192.48	128,465.05
03/15/2017	Paydown	65478WAB1	2,040,000.00	Nissan Auto Receivables Owner 2016-C A2A 1.07% Due 5/15/2019	65,162.37	1,587.10	66,749.47
03/15/2017	Paydown	477877AD6	2,102,834.44	John Deere Owner Trust 2014-B A3 1.07% Due 11/15/2018	173,060.89	1,207.88	174,268.77
03/15/2017	Paydown	47788MAC4	2,450,000.00	John Deere Owner Trust 2016-A A3 1.36% Due 4/15/2020	0.00	2,776.67	2,776.67
03/15/2017	Paydown	47788NAB4	2,915,000.00	John Deere Owner Trust 2016-B A2 1.09% Due 2/15/2019	0.00	2,647.79	2,647.79
03/15/2017	Paydown	89236WAC2	2,387,619.76	Toyota Auto Receivables Owner 2015-A 1.12% Due 2/15/2019	163,620.89	1,579.48	165,200.37
03/18/2017	Paydown	43814GAC4	506,536.78	Honda Auto Receivables 2014-2 A3 0.77% Due 3/19/2018	69,390.23	127.84	69,518.07
03/18/2017	Paydown	43814RAB2	4,140,000.00	Honda Auto Receivables 2016-4 A2 1.04% Due 4/18/2019	268,908.50	2,549.45	271,457.95
03/21/2017	Interest	3133EAY28	3,115,000.00	FFCB Note 0.83% Due 9/21/2017	0.00	12,927.25	12,927.25
03/21/2017	Paydown	43813NAC0	3,115,000.00	Honda Auto Receivables 2015-2 A3 1.04% Due 2/21/2019	136,561.79	2,203.46	138,765.25
03/28/2017	Maturity	21687AQU0	6,525,000.00	Rabobank Nederland NV NY Discount CP 1.12% Due 3/28/2017	6,525,000.00	0.00	6,525,000.00
03/29/2017	Interest	3137EADL0	4,000,000.00	FHLMC Note 1% Due 9/29/2017	0.00	20,000.00	20,000.00
03/31/2017	Interest	912828J84	6,350,000.00	US Treasury Note 1.375% Due 3/31/2020	0.00	43,656.25	43,656.25
<b>Mar 2017</b>					<b>22,117,036.55</b>	<b>382,104.01</b>	<b>22,499,140.56</b>
04/02/2017	Interest	3137EADM8	5,350,000.00	FHLMC Note 1.25% Due 10/2/2019	0.00	33,437.50	33,437.50




### Cash Flow Report

From 10/31/2016

Payment Date	Transaction Type	CUSIP	Quantity	Security Description	Principal Amount	Income	Total Amount
04/07/2017	Interest	3135G0Q89	1,150,000.00	FNMA Note 1.375% Due 10/7/2021	0.00	7,906.25	7,906.25
04/10/2017	Interest	02665WAC5	1,950,000.00	American Honda Finance Note 2.125% Due 10/10/2018	0.00	20,718.76	20,718.76
04/11/2017	Interest	93114ZDF7	1,045,000.00	Wal-Mart Stores Note 1.125% Due 4/11/2018	0.00	5,878.13	5,878.13
04/15/2017	Interest	68389XAN5	2,375,000.00	Oracle Corp Note 1.2% Due 10/15/2017	0.00	14,250.00	14,250.00
04/15/2017	Interest	880591EQ1	3,775,000.00	Tennessee Valley Authority Note 1.75% Due 10/15/2018	0.00	33,031.25	33,031.25
04/15/2017	Paydown	89231LAB3	2,675,000.00	Toyota Auto Receivables Owner 2016-D 1.06% Due 5/15/2019	107,680.23	1,859.40	109,539.63
04/15/2017	Paydown	161571HH0	4,140,000.00	Chase CHAIT Pool #2016-A7 1.06% Due 9/16/2019	389,563.48	1,004.36	390,567.84
04/15/2017	Paydown	43814QAC2	1,770,000.00	Honda Auto Receivables 2016-2 A3 1.39% Due 4/15/2020	41,389.32	1,811.37	43,200.69
04/15/2017	Paydown	47788NAB4	2,915,000.00	John Deere Owner Trust 2016-B A2 1.09% Due 2/15/2019	124,306.16	2,647.79	126,953.95
04/15/2017	Paydown	65478WAB1	2,040,000.00	Nissan Auto Receivables Owner 2016-C A2A 1.07% Due 5/15/2019	65,220.47	1,529.00	66,749.47
04/15/2017	Paydown	89231TAB6	726,953.56	Toyota Auto Receivables Owner 2015-C 0.92% Due 2/15/2018	50,234.24	342.83	50,577.07
04/15/2017	Paydown	89236WAC2	2,387,619.76	Toyota Auto Receivables Owner 2015-A 1.12% Due 2/15/2019	159,528.52	1,426.77	160,955.29
04/15/2017	Paydown	43814HAC2	768,087.75	Honda Auto Receivables 2014-3 A3 0.88% Due 6/15/2018	83,623.25	236.39	83,859.64
04/15/2017	Paydown	47787AD6	2,102,834.44	John Deere Owner Trust 2014-B A3 1.07% Due 11/15/2018	167,445.87	1,053.57	168,499.44
04/15/2017	Paydown	47787VAC5	818,958.23	John Deere Owner Trust 2014-A A3 0.92% Due 4/16/2018	122,778.18	94.13	122,872.31
04/15/2017	Paydown	47788MAC4	2,450,000.00	John Deere Owner Trust 2016-A A3 1.36% Due 4/15/2020	0.00	2,776.67	2,776.67
04/18/2017	Paydown	43814GAC4	506,536.78	Honda Auto Receivables 2014-2 A3 0.77% Due 3/19/2018	66,409.36	83.31	66,492.67
04/18/2017	Paydown	43814RAB2	4,140,000.00	Honda Auto Receivables 2016-4 A2 1.04% Due 4/18/2019	256,601.44	2,316.40	258,917.84
04/21/2017	Paydown	43813NAC0	3,115,000.00	Honda Auto Receivables 2015-2 A3 1.04% Due 2/21/2019	133,924.46	2,085.10	136,009.56
04/25/2017	Interest	91159HHH6	4,025,000.00	US Bancorp Callable Note Cont 3/25/2019 2.2% Due 4/25/2019	0.00	44,275.00	44,275.00






**City of Stockton Consolidated  
Account #10021**

**Cash Flow Report**  
From 10/31/2016

Payment Date	Transaction Type	CUSIP	Quantity	Security Description	Principal Amount	Income	Total Amount
04/25/2017	Interest	3130A4GJ5	3,335,000.00	FHLB Note 1.125% Due 4/25/2018	0.00	18,759.37	18,759.37
04/30/2017	Interest	713448CR7	2,520,000.00	PepsiCo Inc Note 1.25% Due 4/30/2018	0.00	15,750.00	15,750.00
04/30/2017	Interest	912828WD8	4,350,000.00	US Treasury Note 1.25% Due 10/31/2018	0.00	27,187.50	27,187.50
04/30/2017	Interest	912828L99	6,400,000.00	US Treasury Note 1.375% Due 10/31/2020	0.00	44,000.00	44,000.00
04/30/2017	Interest	912828ST8	5,350,000.00	US Treasury Note 1.25% Due 4/30/2019	0.00	33,437.50	33,437.50
<b>Apr 2017</b>					<b>1,768,704.98</b>	<b>317,898.35</b>	<b>2,086,603.33</b>
05/01/2017	Interest	3137EADR7	2,200,000.00	FHLMC Note 1.375% Due 5/1/2020	0.00	15,125.00	15,125.00
05/03/2017	Interest	037833AJ9	3,000,000.00	Apple Inc Note 1% Due 5/3/2018	0.00	15,000.00	15,000.00
05/03/2017	Interest	594918BG8	1,515,000.00	Microsoft Callable Note Cont. 10/03/20 2% Due 11/3/2020	0.00	15,150.00	15,150.00
05/06/2017	Interest	3135G0K69	5,900,000.00	FNMA Note 1.25% Due 5/6/2021	0.00	36,875.00	36,875.00
05/07/2017	Interest	74005PBH6	2,990,000.00	Praxair Note 1.25% Due 11/7/2018	0.00	18,687.50	18,687.50
05/15/2017	Interest	91159HHE3	265,000.00	US Bancorp Callable Note Cont 10/15/2018 1.95% Due 11/15/2018	0.00	2,583.75	2,583.75
05/15/2017	Maturity	717081DJ9	685,000.00	Pfizer Inc. Note 1.1% Due 5/15/2017	685,000.00	3,767.50	688,767.50
05/15/2017	Paydown	89236WAC2	2,387,619.76	Toyota Auto Receivables Owner 2015-A 1.12% Due 2/15/2019	155,431.39	1,277.88	156,709.27
05/15/2017	Paydown	43814HAC2	768,087.75	Honda Auto Receivables 2014-3 A3 0.88% Due 6/15/2018	81,642.62	175.07	81,817.69
05/15/2017	Paydown	47787AD6	2,102,834.44	John Deere Owner Trust 2014-B A3 1.07% Due 11/15/2018	161,821.57	904.26	162,725.83
05/15/2017	Paydown	47788MAC4	2,450,000.00	John Deere Owner Trust 2016-A A3 1.36% Due 4/15/2020	0.00	2,776.67	2,776.67
05/15/2017	Paydown	47788NAB4	2,915,000.00	John Deere Owner Trust 2016-B A2 1.09% Due 2/15/2019	124,524.62	2,534.88	127,059.50
05/15/2017	Paydown	161571HH0	4,140,000.00	Chase CHAIT Pool #2016-A7 1.06% Due 9/16/2019	313,251.31	660.25	313,911.56
05/15/2017	Paydown	43814QAC2	1,770,000.00	Honda Auto Receivables 2016-2 A3 1.39% Due 4/15/2020	41,437.27	1,763.42	43,200.69
05/15/2017	Paydown	65478WAB1	2,040,000.00	Nissan Auto Receivables Owner 2016-C A2A 1.07% Due 5/15/2019	65,278.62	1,470.85	66,749.47




### Cash Flow Report

From 10/31/2016

Payment Date	Transaction Type	CUSIP	Quantity	Security Description	Principal Amount	Income	Total Amount
05/15/2017	Paydown	89231LAB3	2,675,000.00	Toyota Auto Receivables Owner 2016-D 1.06% Due 5/15/2019	105,565.49	1,764.28	107,329.77
05/15/2017	Paydown	89231TAB6	726,953.56	Toyota Auto Receivables Owner 2015-C 0.92% Due 2/15/2018	48,322.68	304.31	48,626.99
05/18/2017	Paydown	43814GAC4	506,536.78	Honda Auto Receivables 2014-2 A3 0.77% Due 3/19/2018	63,425.57	40.70	63,466.27
05/18/2017	Paydown	43814RAB2	4,140,000.00	Honda Auto Receivables 2016-4 A2 1.04% Due 4/18/2019	244,275.25	2,094.01	246,369.26
05/19/2017	Interest	857477AV5	2,230,000.00	State Street Bank Note 1.95% Due 5/19/2021	0.00	21,742.50	21,742.50
05/20/2017	Interest	747525AD5	3,675,000.00	Qualcomm Inc Note 2.25% Due 5/20/2020	0.00	41,343.75	41,343.75
05/21/2017	Interest	3135G0WJ8	5,300,000.00	FNMA Note 0.875% Due 5/21/2018	0.00	23,187.50	23,187.50
05/21/2017	Paydown	43813NAC0	3,115,000.00	Honda Auto Receivables 2015-2 A3 1.04% Due 2/21/2019	131,283.64	1,969.03	133,252.67
05/30/2017	Interest	3137EADG1	5,275,000.00	FHLMC Note 1.75% Due 5/30/2019	0.00	46,156.25	46,156.25
05/30/2017	Interest	3135G0F73	6,400,000.00	FNMA Note 1.5% Due 11/30/2020	0.00	48,000.00	48,000.00
05/31/2017	Interest	912828VF4	5,925,000.00	US Treasury Note 1.375% Due 5/31/2020	0.00	40,734.38	40,734.38
05/31/2017	Interest	912828UB4	6,475,000.00	US Treasury Note 1% Due 11/30/2019	0.00	32,375.00	32,375.00
<b>May 2017</b>					<b>2,221,260.03</b>	<b>378,463.74</b>	<b>2,599,723.77</b>
06/01/2017	Maturity	913017BU2	3,120,000.00	United Tech Corp Note 1.8% Due 6/1/2017	3,120,000.00	28,080.00	3,148,080.00
06/05/2017	Interest	166764AA8	1,550,000.00	Chevron Corp Callable Note Cont 11/5/17 1.104% Due 12/5/2017	0.00	8,556.00	8,556.00
06/11/2017	Interest	02665WQA4	1,665,000.00	American Honda Finance Note 1.55% Due 12/11/2017	0.00	12,903.75	12,903.75
06/13/2017	Interest	24422ESF7	565,000.00	John Deere Capital Corp Note 1.95% Due 12/13/2018	0.00	5,508.75	5,508.75
06/14/2017	Interest	313376BR5	2,500,000.00	FHLB Note 1.75% Due 12/14/2018	0.00	21,875.00	21,875.00
06/15/2017	Interest	912828R85	6,500,000.00	US Treasury Note 0.875% Due 6/15/2019	0.00	28,437.50	28,437.50
06/15/2017	Interest	458140AL4	2,500,000.00	Intel Corp Note 1.35% Due 12/15/2017	0.00	16,875.00	16,875.00
06/15/2017	Paydown	47788NAB4	2,915,000.00	John Deere Owner Trust 2016-B A2 1.09% Due 2/15/2019	124,743.48	2,421.77	127,165.25






**City of Stockton Consolidated  
Account #10021**

**Cash Flow Report**  
From 10/31/2016


Payment Date	Transaction Type	CUSIP	Quantity	Security Description	Principal Amount	Income	Total Amount
06/15/2017	Paydown	65478WAB1	2,040,000.00	Nissan Auto Receivables Owner 2016-C A2A 1.07% Due 5/15/2019	65,336.83	1,412.64	66,749.47
06/15/2017	Paydown	89231LAB3	2,675,000.00	Toyota Auto Receivables Owner 2016-D 1.06% Due 5/15/2019	103,447.91	1,671.03	105,118.94
06/15/2017	Paydown	161571HH0	4,140,000.00	Chase CHAIT Pool #2016-A7 1.06% Due 9/16/2019	234,219.56	383.54	234,603.10
06/15/2017	Paydown	43814QAC2	1,770,000.00	Honda Auto Receivables 2016-2 A3 1.39% Due 4/15/2020	41,485.26	1,715.43	43,200.69
06/15/2017	Paydown	43814HAC2	768,087.75	Honda Auto Receivables 2014-3 A3 0.88% Due 6/15/2018	79,599.14	115.20	79,714.34
06/15/2017	Paydown	477877AD6	2,102,834.44	John Deere Owner Trust 2014-B A3 1.07% Due 11/15/2018	156,187.97	759.97	156,947.94
06/15/2017	Paydown	47788MAC4	2,450,000.00	John Deere Owner Trust 2016-A A3 1.36% Due 4/15/2020	0.00	2,776.67	2,776.67
06/15/2017	Paydown	89231TAB6	726,953.56	Toyota Auto Receivables Owner 2015-C 0.92% Due 2/15/2018	46,409.44	267.27	46,676.71
06/15/2017	Paydown	89236WAC2	2,387,619.76	Toyota Auto Receivables Owner 2015-A 1.12% Due 2/15/2019	151,329.53	1,132.81	152,462.34
06/18/2017	Paydown	43814RAB2	4,140,000.00	Honda Auto Receivables 2016-4 A2 1.04% Due 4/18/2019	231,929.89	1,882.31	233,812.20
06/20/2017	Interest	3135G0ZE6	5,300,000.00	FNMA Note 1.75% Due 6/20/2019	0.00	46,375.00	46,375.00
06/21/2017	Paydown	43813NAC0	3,115,000.00	Honda Auto Receivables 2015-2 A3 1.04% Due 2/21/2019	128,639.29	1,855.26	130,494.55
06/22/2017	Interest	3135G0D75	6,400,000.00	FNMA Note 1.5% Due 6/22/2020	0.00	48,000.00	48,000.00
<b>Jun 2017</b>					<b>4,483,328.30</b>	<b>233,004.90</b>	<b>4,716,333.20</b>
07/12/2017	Interest	3137EADN6	4,700,000.00	FHLMC Note 0.75% Due 1/12/2018	0.00	17,625.00	17,625.00
07/12/2017	Interest	89236TCA1	2,955,000.00	Toyota Motor Credit Corp Note 1.45% Due 1/12/2018	0.00	21,423.75	21,423.75
07/14/2017	Interest	3130A8QS5	2,800,000.00	FHLB Note 1.125% Due 7/14/2021	0.00	15,750.00	15,750.00
07/14/2017	Interest	36962G7G3	3,510,000.00	General Electric Capital Corp Note 2.3% Due 1/14/2019	0.00	40,365.00	40,365.00
07/15/2017	Paydown	161571HH0	4,140,000.00	Chase CHAIT Pool #2016-A7 1.06% Due 9/16/2019	152,382.85	176.65	152,559.50
07/15/2017	Paydown	43814QAC2	1,770,000.00	Honda Auto Receivables 2016-2 A3 1.39% Due 4/15/2020	41,533.32	1,667.37	43,200.69
07/15/2017	Paydown	65478WAB1	2,040,000.00	Nissan Auto Receivables Owner 2016-C A2A 1.07% Due 5/15/2019	65,395.09	1,354.38	66,749.47



**Cash Flow Report**

From 10/31/2016

Payment Date	Transaction Type	CUSIP	Quantity	Security Description	Principal Amount	Income	Total Amount
07/15/2017	Paydown	89231LAB3	2,675,000.00	Toyota Auto Receivables Owner 2016-D 1.06% Due 5/15/2019	101,327.49	1,579.65	102,907.14
07/15/2017	Paydown	89231TAB6	726,953.56	Toyota Auto Receivables Owner 2015-C 0.92% Due 2/15/2018	44,494.55	231.69	44,726.24
07/15/2017	Paydown	43814HAC2	768,087.75	Honda Auto Receivables 2014-3 A3 0.88% Due 6/15/2018	77,491.22	56.83	77,548.05
07/15/2017	Paydown	477877AD6	2,102,834.44	John Deere Owner Trust 2014-B A3 1.07% Due 11/15/2018	150,545.09	620.69	151,165.78
07/15/2017	Paydown	47788MAC4	2,450,000.00	John Deere Owner Trust 2016-A A3 1.36% Due 4/15/2020	0.00	2,776.67	2,776.67
07/15/2017	Paydown	47788NAB4	2,915,000.00	John Deere Owner Trust 2016-B A2 1.09% Due 2/15/2019	124,962.71	2,308.46	127,271.17
07/15/2017	Paydown	89236WAC2	2,387,619.76	Toyota Auto Receivables Owner 2015-A 1.12% Due 2/15/2019	147,222.89	991.57	148,214.46
07/16/2017	Interest	40428HPPH9	3,600,000.00	HSBC USA Inc Note 1.625% Due 1/16/2018	0.00	29,250.00	29,250.00
07/18/2017	Paydown	43814RAB2	4,140,000.00	Honda Auto Receivables 2016-4 A2 1.04% Due 4/18/2019	219,565.34	1,681.30	221,246.64
07/21/2017	Paydown	43813NAC0	3,115,000.00	Honda Auto Receivables 2015-2 A3 1.04% Due 2/21/2019	125,991.45	1,743.77	127,735.22
07/30/2017	Interest	94974BGF1	3,660,000.00	Wells Fargo Corp Note 2.15% Due 1/30/2020	0.00	39,345.00	39,345.00
07/31/2017	Interest	912828N89	3,750,000.00	US Treasury Note 1.375% Due 1/31/2021	0.00	25,781.25	25,781.25
07/31/2017	Interest	912828SD3	5,350,000.00	US Treasury Note	0.00	33,437.50	33,437.50
07/31/2017	Interest	912828TH3	6,700,000.00	US Treasury Note 0.875% Due 7/31/2019	0.00	29,312.50	29,312.50
<b>Jul 2017</b>					<b>1,250,912.00</b>	<b>267,479.03</b>	<b>1,518,391.03</b>
08/01/2017	Interest	3137EADK2	5,400,000.00	FHLMC Note 1.25% Due 8/1/2019	0.00	33,750.00	33,750.00
08/06/2017	Interest	459200HZT	3,440,000.00	IBM Corp Note 1.125% Due 2/6/2018	0.00	19,350.00	19,350.00
08/08/2017	Interest	594918BP8	2,980,000.00	Microsoft Callable Note Cont 7/8/21 1.55% Due 8/8/2021	0.00	23,095.00	23,095.00
08/12/2017	Interest	3137EAEC9	6,555,000.00	FHLMC Note 1.125% Due 8/12/2021	0.00	36,871.88	36,871.88
08/15/2017	Interest	084664CK5	1,905,000.00	Berkshire Hathaway Note 1.3% Due 8/15/2019	0.00	12,382.50	12,382.50
08/15/2017	Interest	22160KAGO	1,565,000.00	Costco Wholesale Corp Note 1.75% Due 2/15/2020	0.00	13,693.75	13,693.75




**City of Stockton Consolidated  
Account #10021**

**Cash Flow Report**  
From 10/31/2016

Payment Date	Transaction Type	CUSIP	Quantity	Security Description	Principal Amount	Income	Total Amount
08/15/2017	Paydown	43814QAC2	1,770,000.00	Honda Auto Receivables 2016-2 A3 1.39% Due 4/15/2020	41,581.43	1,619.26	43,200.69
08/15/2017	Paydown	47788NAB4	2,915,000.00	John Deere Owner Trust 2016-B A2 1.09% Due 2/15/2019	125,182.34	2,194.95	127,377.29
08/15/2017	Paydown	65478WAB1	2,040,000.00	Nissan Auto Receivables Owner 2016-C A2A 1.07% Due 5/15/2019	65,453.40	1,296.07	66,749.47
08/15/2017	Paydown	89231LAB3	2,675,000.00	Toyota Auto Receivables Owner 2016-D 1.06% Due 5/15/2019	99,204.24	1,490.14	100,694.38
08/15/2017	Paydown	161571HH0	4,140,000.00	Chase CHAIT Pool #2016-A7 1.06% Due 9/16/2019	47,593.86	42.04	47,635.90
08/15/2017	Paydown	47787TAD6	2,102,834.44	John Deere Owner Trust 2014-B A3 1.07% Due 11/15/2018	144,892.84	486.47	145,379.31
08/15/2017	Paydown	47788MAC4	2,450,000.00	John Deere Owner Trust 2016-A A3 1.36% Due 4/15/2020	0.00	2,776.67	2,776.67
08/15/2017	Paydown	89231TAB6	726,953.56	Toyota Auto Receivables Owner 2015-C 0.92% Due 2/15/2018	42,578.02	197.57	42,775.59
08/15/2017	Paydown	89236WAC2	2,387,619.76	Toyota Auto Receivables Owner 2015-A 1.12% Due 2/15/2019	143,111.51	854.16	143,965.67
08/17/2017	Interest	3135G0N82	6,500,000.00	FNMA Note 1.25% Due 8/17/2021	0.00	40,625.00	40,625.00
08/18/2017	Interest	3130A7CV5	6,450,000.00	FHLB Note 1.375% Due 2/18/2021	0.00	44,343.75	44,343.75
08/18/2017	Paydown	43814RAB2	4,140,000.00	Honda Auto Receivables 2016-4 A2 1.04% Due 4/18/2019	207,181.58	1,491.01	208,672.59
08/19/2017	Interest	3135G0ZA4	3,700,000.00	FNMA Note 1.875% Due 2/19/2019	0.00	34,687.50	34,687.50
08/21/2017	Paydown	43813NAC0	3,115,000.00	Honda Auto Receivables 2015-2 A3 1.04% Due 2/21/2019	123,340.10	1,634.57	124,974.67
08/26/2017	Interest	3135G0J20	6,400,000.00	FNMA Note 1.375% Due 2/26/2021	0.00	44,000.00	44,000.00
08/31/2017	Interest	91282UQ1	5,925,000.00	US Treasury Note 1.25% Due 2/29/2020	0.00	37,031.25	37,031.25
08/31/2017	Interest	912828B90	6,000,000.00	US Treasury Note 2% Due 2/28/2021	0.00	60,000.00	60,000.00
08/31/2017	Interest	912828L32	6,700,000.00	US Treasury Note 1.375% Due 8/31/2020	0.00	46,062.50	46,062.50
08/31/2017	Maturity	912828TM2	5,800,000.00	US Treasury Note 0.625% Due 8/31/2017	5,800,000.00	18,125.00	5,818,125.00
<b>Aug 2017</b>					<b>6,840,119.32</b>	<b>478,101.04</b>	<b>7,318,220.36</b>
09/01/2017	Interest	30231GAV4	4,493,000.00	Exxon Mobil Corp Callable Note Cont 2/1/2021 2.222% Due 3/1/2021	0.00	49,917.23	49,917.23






**Cash Flow Report**

From 10/31/2016


Payment Date	Transaction Type	CUSIP	Quantity	Security Description	Principal Amount	Income	Total Amount
09/01/2017	Interest	17275RAR3	2,395,000.00	Cisco Systems Note 2.125% Due 3/1/2019	0.00	25,446.89	25,446.89
09/02/2017	Interest	166764AV2	1,350,000.00	Chevron Corp Note 1.365% Due 3/2/2018	0.00	9,213.75	9,213.75
09/09/2017	Interest	313378A43	5,285,000.00	FHLB Note 1.375% Due 3/9/2018	0.00	36,334.38	36,334.38
09/10/2017	Interest	808513AK1	3,635,000.00	Charles Schwab Corp Callable Note Cont 2/10/2018 1.5% Due 3/10/2018	0.00	27,262.50	27,262.50
09/11/2017	Interest	06406HCW7	3,625,000.00	Bank of New York Callable Note Cont 8/11/2019 2.3% Due 9/11/2019	0.00	41,687.50	41,687.50
09/12/2017	Interest	3135G0ZG1	5,300,000.00	FNMA Note 1.75% Due 9/12/2019	0.00	46,375.00	46,375.00
09/15/2017	Paydown	477877AD6	2,102,834.44	John Deere Owner Trust 2014-B A3 1.07% Due 11/15/2018	139,231.28	357.27	139,588.55
09/15/2017	Paydown	47788MAC4	2,450,000.00	John Deere Owner Trust 2016-A A3 1.36% Due 4/15/2020	144,277.44	2,776.67	147,054.11
09/15/2017	Paydown	47788NAB4	2,915,000.00	John Deere Owner Trust 2016-B A2 1.09% Due 2/15/2019	125,402.34	2,081.25	127,483.59
09/15/2017	Paydown	89236WAC2	2,387,619.76	Toyota Auto Receivables Owner 2015-A 1.12% Due 2/15/2019	138,995.36	720.59	139,715.95
09/15/2017	Paydown	43814QAC2	1,770,000.00	Honda Auto Receivables 2016-2 A3 1.39% Due 4/15/2020	41,629.59	-1,571.10	43,200.69
09/15/2017	Paydown	65478WAB1	2,040,000.00	Nissan Auto Receivables Owner 2016-C A2A 1.07% Due 5/15/2019	65,511.76	1,237.71	66,749.47
09/15/2017	Paydown	89231LAB3	2,675,000.00	Toyota Auto Receivables Owner 2016-D 1.06% Due 5/15/2019	97,078.14	1,402.51	98,480.65
09/15/2017	Paydown	89231TAB6	726,953.56	Toyota Auto Receivables Owner 2015-C 0.92% Due 2/15/2018	40,659.81	164.93	40,824.74
09/18/2017	Paydown	43814RAB2	4,140,000.00	Honda Auto Receivables 2016-4 A2 1.04% Due 4/18/2019	194,778.58	1,311.45	196,090.03
09/21/2017	Maturity	3133EAY28	3,115,000.00	FFCB Note 0.83% Due 9/21/2017	3,115,000.00	12,927.25	3,127,927.25
09/21/2017	Paydown	43813NAC0	3,115,000.00	Honda Auto Receivables 2015-2 A3 1.04% Due 2/21/2019	120,685.22	1,527.68	122,212.90
09/29/2017	Maturity	3137EADL0	4,000,000.00	FHLMC Note 1% Due 9/29/2017	4,000,000.00	20,000.00	4,020,000.00
09/30/2017	Interest	912828J84	6,350,000.00	US Treasury Note 1.375% Due 3/31/2020	0.00	43,656.25	43,656.25
<b>Sep 2017</b>					<b>8,223,249.52</b>	<b>325,971.91</b>	<b>8,549,221.43</b>



**City of Stockton Consolidated  
Account #10021**

**Cash Flow Report**  
From 10/31/2016

Payment Date	Transaction Type	CUSIP	Quantity	Security Description	Principal Amount	Income	Total Amount
10/02/2017	Interest	3137EADM8	5,350,000.00	FHLMC Note 1.25% Due 10/2/2019	0.00	33,437.50	33,437.50
10/07/2017	Interest	3135G0Q89	1,150,000.00	FNMA Note 1.375% Due 10/7/2021	0.00	7,906.25	7,906.25
10/10/2017	Interest	02665WAC5	1,950,000.00	American Honda Finance Note 2.125% Due 10/10/2018	0.00	20,718.76	20,718.76
10/11/2017	Interest	931142DF7	1,045,000.00	Wal-Mart Stores Note 1.125% Due 4/11/2018	0.00	5,878.13	5,878.13
10/15/2017	Interest	880591EQ1	3,775,000.00	Tennessee Valley Authority Note 1.75% Due 10/15/2018	0.00	33,031.25	33,031.25
10/15/2017	Maturity	68389XAN5	2,375,000.00	Oracle Corp Note 1.2% Due 10/15/2017	2,375,000.00	14,250.00	2,389,250.00
10/15/2017	Paydown	89231TAB6	726,953.56	Toyota Auto Receivables Owner 2015-C 0.92% Due 2/15/2018	38,739.95	133.76	38,873.71
10/15/2017	Paydown	89236WAC2	2,387,619.76	Toyota Auto Receivables Owner 2015-A 1.12% Due 2/15/2019	134,874.42	590.87	135,465.29
10/15/2017	Paydown	47787AD6	2,102,834.44	John Deere Owner Trust 2014-B A3 1.07% Due 11/15/2018	133,560.36	233.12	133,793.48
10/15/2017	Paydown	47788MAC4	2,450,000.00	John Deere Owner Trust 2016-A A3 1.36% Due 4/15/2020	140,086.34	2,613.15	142,699.49
10/15/2017	Paydown	47788NAB4	2,915,000.00	John Deere Owner Trust 2016-B A2 1.09% Due 2/15/2019	125,622.74	1,967.34	127,590.08
10/15/2017	Paydown	89231LAB3	2,675,000.00	Toyota Auto Receivables Owner 2016-D 1.06% Due 5/15/2019	94,949.19	1,316.76	96,265.95
10/15/2017	Paydown	43814QAC2	1,770,000.00	Honda Auto Receivables 2016-2 A3 1.39% Due 4/15/2020	41,677.81	1,522.88	43,200.69
10/15/2017	Paydown	65478WAB1	2,040,000.00	Nissan Auto Receivables Owner 2016-C A2A 1.07% Due 5/15/2019	65,570.18	1,179.29	66,749.47
10/18/2017	Paydown	43814RAB2	4,140,000.00	Honda Auto Receivables 2016-4 A2 1.04% Due 4/18/2019	182,356.31	1,142.65	183,498.96
10/21/2017	Paydown	43813NAC0	3,115,000.00	Honda Auto Receivables 2015-2 A3 1.04% Due 2/21/2019	118,026.83	1,423.08	119,449.91
10/25/2017	Interest	91159HHH6	4,025,000.00	US Bancorp Callable Note Cont 3/25/2019 2.2% Due 4/25/2019	0.00	44,275.00	44,275.00
10/25/2017	Interest	3130A4GJ5	3,335,000.00	FHLB Note 1.125% Due 4/25/2018	0.00	18,759.37	18,759.37
10/30/2017	Interest	713448CR7	2,520,000.00	PepsiCo Inc Note 1.25% Due 4/30/2018	0.00	15,750.00	15,750.00
10/31/2017	Interest	912828L99	6,400,000.00	US Treasury Note 1.375% Due 10/31/2020	0.00	44,000.00	44,000.00



# Cash Flow Report

From 10/31/2016

Payment Date	Transaction Type	CUSIP	Quantity	Security Description	Principal Amount	Income	Total Amount
10/31/2017	Interest	912828ST8	5,350,000.00	US Treasury Note 1.25% Due 4/30/2019	0.00	33,437.50	33,437.50
10/31/2017	Interest	912828WD8	4,350,000.00	US Treasury Note 1.25% Due 10/31/2018	0.00	27,187.50	27,187.50
<b>Oct 2017</b>					<b>3,450,464.13</b>	<b>310,754.16</b>	<b>3,761,218.29</b>
<b>Total</b>					<b>60,158,658.15</b>	<b>4,104,839.74</b>	<b>64,263,497.89</b>



Stockton Consolidated Portfolio Periodic Total Return		
	%	US \$
<b>1 Month</b>	-0.10%	(407,279.95)
<b>3 Month</b>	-0.16%	(653,046.93)
<b>1 Year</b>	1.34%	5,558,652.55
<b>2 Year</b>	2.54%	9,564,083.60