

Monthly Account Statement

City of Stockton Consolidated

May 1, 2016 through May 31, 2016

Chandler Team

For questions about your account,
please call (800) 317-4747 or
Email operations@chandlerasset.com

Custodian

Union Bank N.A.
Tina Guzman
(619)-230-3547

Information contained herein is confidential. We urge you to compare this statement to the one you receive from your qualified custodian. Prices are provided by IDC, an independent pricing source.



PORTFOLIO CHARACTERISTICS		ACCOUNT SUMMARY		TOP ISSUERS	
Average Duration	1.84	Market Value	End Values as of 5/31/16	Issuer	% Portfolio
Average Coupon	1.08 %	430,274,108	433,395,049	Government of United States	20.0 %
Average Purchase YTM	1.13 %	952,579	949,889	Local Agency Investment Fund	15.0 %
Average Market YTM	0.95 %	431,226,687	434,344,939	Federal National Mortgage Assoc	13.4 %
Average S&P/Moody Rating	AA+/Aa1	Income Earned	401,056	Wells Fargo Advantage Govt #175	10.7 %
Average Final Maturity	1.99 yrs	Cont/Wd	3,429,198	Federal Home Loan Mortgage Corp	8.6 %
Average Life	1.90 yrs	Par	427,994,329	Federal Home Loan Bank	7.3 %
		Book Value	431,780,269	Honda ABS	1.9 %
		Cost Value	427,286,026	John Deere ABS	1.6 %
			430,809,068		78.4 %

SECTOR ALLOCATION		MATURITY DISTRIBUTION		CREDIT QUALITY (S&P)	
LAIF (15.0 %)	US_Corp (16.7 %)	0 - .25 (27.2 %)	1 - 2 (23.6 %)	AAA (14.1 %)	AA (58.6 %)
CP (1.5 %)	US Treasury (20.0 %)	.25 - .5 (3.7 %)	2 - 3 (15.8 %)	A (10.1 %)	
MMF (10.8 %)	Agency (30.9 %)	.5 - 1 (15.3 %)	3 - 4 (14.5 %)		
ABS (5.2 %)		1 - 2 (15.3 %)	4 - 5 (14.5 %)		
		2 - 3 (15.3 %)	5+ (14.5 %)		

PERFORMANCE REVIEW	
Total Rate of Return As of 5/31/2016	Annualized Since 7/31/2007
City of Stockton Consolidated	
Current Month	3 Yrs
-0.07 %	1.08 %
Latest 3 Months	5 Yrs
0.27 %	1.08 %
Year To Date	10 Yrs
1.14 %	N/A
1 Yr	2.46 %
1.26 %	2.46 %
3 Yrs	23.97 %
1.03 %	23.97 %



City of Stockton Consolidated

May 31, 2016

COMPLIANCE WITH INVESTMENT POLICY

This portfolio is a consolidation of assets managed by Chandler Asset Management and assets managed internally by Client. Chandler relies on Client to provide accurate information for reporting assets and producing this compliance statement.

Category	Standard	Comment
Local Agency Bonds	No Limitation; 5 year maximum maturity	Complies
Treasury Issues	No Limitation; 10 year maximum maturity	Complies
Agency Issues	No Limitation; 10 year maximum maturity	Complies
Banker's Acceptances	40% maximum; <180 days maturity	Complies
Commercial Paper	25% maximum; <270 days maturity; A-1/P-1/F-1 minimum ratings	Complies
Negotiable Certificates of Deposit	30% maximum; 5 years maximum maturity	Complies
Repurchase Agreements	No limitation; 1 year maximum maturity	Complies
Reverse Repurchase Agreements	20% maximum; <92 days maturity	Complies
Medium Term Notes	30% maximum; 5 years maximum maturity; A-rated or better	Complies
Money Market Mutual Funds	AAA/Aaa rated by two NRSRO; 20% maximum	Complies
Collateralized Certificates of Deposits	5 years maximum maturity	Complies
Time Deposits	5 years maximum maturity	Complies
Mortgage Pass-through and Asset Backed Securities	20% maximum; AA-rated issue; A-rated issuer	Complies
Local Agency Investment Fund - L.A.I.F.	Program limitation	Complies
Per issuer maximum	5% per issuer; except for Treasury, Agency issuers and money market funds	Complies
Maximum maturity	5 years; except 15% of assets can have a max. maturity of between 5 and 10 years	Complies



**City of Stockton Consolidated
Account #10021**

Holdings Report
As of 5/31/16

CUSIP	Security Description	Par Value/Units	Purchase Date Book Yield	Cost Value Book Value	Mkt Price Mkt YTM	Market Value Accrued Int.	% of Port. Gain/Loss	Moody/S&P Fitch	Maturity Duration
ABS									
477879AC4	John Deere Owner Trust 2013-B A3 0.87% Due 8/15/2017	77,948.54	08/27/2013 0.88 %	77,937.91 77,945.29	99.98 0.96 %	77,935.13 30.14	0.02 % (10.16)	Aaa / NR AAA	1.21 0.17
43813JAC9	Honda Auto Receivables 2014-1 A3 0.67% Due 11/21/2017	1,166,633.99	Various 0.89 %	1,164,223.96 1,165,725.23	99.93 0.88 %	1,165,826.68 217.12	0.27 % 101.45	Aaa / NR AAA	1.48 0.33
89231MAC9	Toyota Auto Receivables Owner 2014-A 0.67% Due 12/15/2017	911,039.46	Various 0.70 %	910,750.59 910,950.44	99.91 0.92 %	910,228.63 271.28	0.21 % (721.81)	Aaa / AAA NR	1.54 0.35
89231TAB6	Toyota Auto Receivables Owner 2015-C 0.92% Due 2/15/2018	1,503,105.31	08/18/2015 0.93 %	1,502,984.46 1,503,021.89	100.00 0.92 %	1,503,076.75 614.60	0.35 % 54.86	Aaa / AAA NR	1.71 0.40
43814GAC4	Honda Auto Receivables 2014-2 A3 0.77% Due 3/19/2018	899,783.53	05/13/2014 0.78 %	899,675.37 899,748.80	99.91 0.95 %	898,994.42 250.19	0.21 % (754.38)	Aaa / AAA NR	1.80 0.48
47787VAC5	John Deere Owner Trust 2014-A A3 0.92% Due 4/16/2018	1,309,075.56	Various 0.92 %	1,309,161.87 1,309,105.81	99.96 1.00 %	1,308,576.80 535.26	0.30 % (529.01)	Aaa / NR AAA	1.88 0.48
43814HAC2	Honda Auto Receivables 2014-3 A3 0.88% Due 6/15/2018	1,275,183.76	08/12/2014 0.89 %	1,274,937.77 1,275,088.84	99.96 0.94 %	1,274,728.52 498.74	0.29 % (360.32)	NR / AAA AAA	2.04 0.54
161571GC2	Chase CHAIT Pool #2013-A8 1.01% Due 10/15/2018	2,545,000.00	Various 0.95 %	2,548,390.63 2,547,583.09	100.07 0.81 %	2,546,827.31 1,142.43	0.59 % (755.78)	Aaa / AAA AAA	2.38 0.37
47787AD6	John Deere Owner Trust 2014-B A3 1.07% Due 11/15/2018	2,984,640.19	Various 1.07 %	2,984,534.86 2,984,593.89	99.98 1.09 %	2,984,168.62 1,419.37	0.69 % (425.27)	Aaa / NR AAA	2.46 0.65
89236MAC2	Toyota Auto Receivables Owner 2015-A 1.12% Due 2/15/2019	2,540,000.00	Various 1.19 %	2,538,205.91 2,538,681.34	100.02 1.10 %	2,540,429.26 1,264.35	0.59 % 1,747.92	Aaa / AAA NR	2.71 0.97
43813NAC0	Honda Auto Receivables 2015-2 A3 1.04% Due 2/21/2019	3,115,000.00	Various 1.12 %	3,111,531.78 3,112,256.66	99.97 1.07 %	3,114,009.43 899.89	0.72 % 1,752.77	NR / AAA AAA	2.73 1.08
47788MAC4	John Deere Owner Trust 2016-A A3 1.36% Due 4/15/2020	2,450,000.00	02/23/2016 1.37 %	2,449,614.37 2,449,637.69	99.69 1.52 %	2,442,382.95 1,480.89	0.56 % (7,254.74)	Aaa / NR AAA	3.88 1.95
43814QAC2	Honda Auto Receivables 2016-2 A3 1.39% Due 4/15/2020	1,770,000.00	05/24/2016 1.40 %	1,769,965.66 1,769,965.68	100.00 1.40 %	1,769,966.37 68.34	0.41 % 0.69	Aaa / NR AAA	3.88 2.01
Total ABS		22,547,410.34	1.07 %	22,541,915.14 22,544,304.65	1.08 %	22,537,150.87 8,692.60	5.19 % (7,153.78)	Aaa / AAA Aaa	2.55 0.89
AGENCY									
3133787M7	FHLB Note 1.05% Due 2/27/2017	1,240,000.00	02/27/2012 1.03 %	1,241,140.80 1,240,169.31	100.28 0.66 %	1,243,522.84 3,399.67	0.29 % 3,353.53	Aaa / AA+ AAA	0.75 0.73
313378WF4	FHLB Note 1.125% Due 3/10/2017	2,485,000.00	04/24/2012 1.05 %	2,493,846.60 2,486,401.54	100.38 0.64 %	2,494,373.42 6,290.16	0.58 % 7,971.88	Aaa / AA+ AAA	0.78 0.77
3130A5EP0	FHLB Note 0.625% Due 5/30/2017	5,900,000.00	Various 0.68 %	5,893,650.20 5,896,669.45	99.83 0.79 %	5,890,099.80 102.43	1.36 % (6,569.65)	Aaa / AA+ AAA	1.00 0.99
313379VE6	FHLB Note 1.01% Due 6/19/2017	665,000.00	07/26/2012 0.82 %	671,078.10 666,301.96	100.20 0.82 %	666,335.99 3,022.43	0.15 % 34.03	Aaa / AA+ AAA	1.05 1.04
313379DD8	FHLB Note 1% Due 6/21/2017	1,500,000.00	12/27/2012 0.72 %	1,518,390.00 1,504,327.72	100.20 0.81 %	1,502,944.50 6,666.67	0.35 % (1,383.22)	Aaa / AA+ AAA	1.06 1.04



City of Stockton Consolidated
Account #10021

Holdings Report
As of 5/31/16

CUSIP	AGENCY	Security Description	Par Value/Units	Purchase Date Book Yield	Cost Value Book Value	Mkt Price Mkt YTM	Market Value Accrued Int.	% of Port. Gain/Loss	Moody/S&P Fitch	Maturity Duration
3137EADH9		FHLMC Note 1% Due 6/29/2017	2,600,000.00	Various 0.98 %	2,604,786.56 2,600,643.72	100.23 0.78 %	2,606,013.80 10,977.79	0.60 % 5,370.08	Aaa / AA+ AAA	1.08 1.07
3137EADJ5		FHLMC Note 1% Due 7/28/2017	3,350,000.00	Various 0.83 %	3,377,014.50 3,356,413.22	100.26 0.78 %	3,358,629.60 11,445.83	0.78 % 2,216.38	Aaa / AA+ AAA	1.16 1.15
3135G0MZ3		FNMA Note 0.875% Due 8/28/2017	4,500,000.00	Various 1.05 %	4,470,456.22 4,490,265.21	100.10 0.79 %	4,504,491.00 10,171.87	1.04 % 14,225.79	Aaa / AA+ AAA	1.24 1.23
3133EAY28		FHLMC Note 0.83% Due 9/21/2017	3,115,000.00	Various 0.79 %	3,120,957.00 3,116,562.12	99.91 0.90 %	3,112,140.43 5,027.26	0.72 % (4,421.69)	Aaa / AA+ AAA	1.31 1.29
3137EADL0		FHLMC Note 1% Due 9/29/2017	4,000,000.00	Various 1.15 %	3,977,747.00 3,992,337.80	100.23 0.83 %	4,009,164.01 6,888.89	0.92 % 16,826.21	Aaa / AA+ AAA	1.33 1.31
3135G0RT2		FNMA Note 0.875% Due 12/20/2017	5,350,000.00	Various 0.93 %	5,339,554.00 5,345,687.65	100.00 0.88 %	5,349,764.60 20,935.59	1.24 % 4,076.95	Aaa / AA+ AAA	1.56 1.53
3137EADN6		FHLMC Note 0.75% Due 1/12/2018	5,800,000.00	07/28/2015 0.94 %	5,773,186.60 5,782,383.18	99.80 0.87 %	5,788,510.20 16,795.83	1.34 % 6,127.02	Aaa / AA+ AAA	1.62 1.60
3137EADP1		FHLMC Note 0.875% Due 3/7/2018	3,200,000.00	Various 1.32 %	3,138,060.00 3,175,716.47	99.89 0.94 %	3,196,464.00 6,533.34	0.74 % 20,747.53	Aaa / AA+ AAA	1.77 1.75
313378A43		FHLMC Note 1.375% Due 3/9/2018	5,285,000.00	Various 1.30 %	5,286,263.15 5,291,564.09	100.77 0.93 %	5,325,948.18 16,552.33	1.23 % 34,384.09	Aaa / AA+ AAA	1.77 1.74
3130A4GJ5		FHLMC Note 1.125% Due 4/25/2018	5,335,000.00	Various 1.11 %	5,336,466.54 5,336,070.25	100.33 0.95 %	5,352,418.78 6,001.88	1.23 % 16,348.53	Aaa / AA+ AAA	1.90 1.87
3135G0WJ8		FNMA Note 0.875% Due 5/21/2018	5,300,000.00	Various 1.31 %	5,203,598.59 5,256,351.79	99.86 0.95 %	5,292,373.30 1,288.20	1.22 % 36,021.51	Aaa / AA+ AAA	1.97 1.95
3135G0E33		FNMA Note 1.125% Due 7/20/2018	5,300,000.00	Various 1.16 %	5,294,309.80 5,296,097.84	100.35 0.96 %	5,318,518.20 21,696.89	1.23 % 22,420.36	Aaa / AA+ AAA	2.14 2.10
860591EQ1		Tennessee Valley Authority Note 1.75% Due 10/15/2018	3,775,000.00	Various 1.59 %	3,803,947.65 3,789,124.32	101.62 1.05 %	3,836,294.69 8,441.33	0.89 % 47,170.37	Aaa / AA+ AAA	2.38 2.32
3135G0YT4		FNMA Note 1.625% Due 11/27/2018	3,750,000.00	Various 1.67 %	3,741,970.80 3,746,130.00	101.51 1.01 %	3,806,587.50 677.08	0.88 % 60,457.50	Aaa / AA+ AAA	2.49 2.44
313376BR5		FHLMC Note 1.75% Due 12/14/2018	2,500,000.00	01/29/2014 1.62 %	2,515,350.00 2,507,989.94	101.75 1.05 %	2,543,855.00 20,295.14	0.59 % 35,865.06	Aaa / AA+ AAA	2.54 2.46
3135G0ZA4		FNMA Note 1.875% Due 2/19/2019	3,700,000.00	Various 1.71 %	3,727,352.70 3,715,714.25	102.09 1.09 %	3,777,182.00 19,656.25	0.87 % 61,467.75	Aaa / AA+ AAA	2.72 2.63
3137EADG1		FHLMC Note 1.75% Due 5/30/2019	5,275,000.00	Various 1.62 %	5,303,450.18 5,295,136.96	101.87 1.11 %	5,373,806.03 256.43	1.24 % 78,669.07	Aaa / AA+ AAA	3.00 2.92
3135G0ZE6		FNMA Note 1.75% Due 6/20/2019	5,300,000.00	Various 1.56 %	5,341,513.00 5,329,555.80	101.87 1.13 %	5,399,035.80 41,479.86	1.25 % 69,480.00	Aaa / AA+ AAA	3.05 2.95
3137EADK2		FHLMC Note 1.25% Due 8/1/2019	5,400,000.00	Various 1.73 %	5,282,340.35 5,321,017.25	100.35 1.14 %	5,418,948.60 22,500.00	1.25 % 97,931.35	Aaa / AA+ AAA	3.17 3.08
3135G0ZG1		FNMA Note 1.75% Due 9/12/2019	5,300,000.00	Various 1.67 %	5,318,673.00 5,313,653.36	101.82 1.18 %	5,396,396.40 20,353.48	1.25 % 82,743.04	Aaa / AA+ AAA	3.28 3.17



**City of Stockton Consolidated
Account #10021**

Holdings Report

As of 5/31/16

CUSIP	AGENCY	Security Description	Par Value/Units	Purchase Date Book Yield	Cost Value Book Value	Mkt Price Mkt YTM	Market Value Accrued Int.	% of Port. Gain/Loss	Moody/S&P Fitch	Maturity Duration
3137EADM8	FHLMC Note	1.25% Due 10/2/2019	5,350,000.00	Various 1.71 %	5,239,378.60 5,270,897.55	100.15 1.20 %	5,357,853.80 10,960.07	1.24 % 86,956.25	Aaa / AA+ AAA	3.34 3.25
3137EADR7	FHLMC Note	1.375% Due 5/1/2020	2,200,000.00	08/26/2015 1.56 %	2,182,030.40 2,184,964.00	100.40 1.27 %	2,208,826.40 2,520.83	0.51 % 23,862.40	Aaa / AA+ AAA	3.92 3.80
3135G0D75	FNMA Note	1.5% Due 6/22/2020	6,400,000.00	Various 1.74 %	6,327,449.80 6,340,726.50	100.72 1.32 %	6,446,188.80 42,400.00	1.49 % 105,462.30	Aaa / AA+ AAA	4.06 3.90
3135G0F73	FNMA Note	1.5% Due 11/30/2020	6,400,000.00	Various 1.87 %	6,288,644.00 6,298,991.81	100.33 1.42 %	6,421,017.60 266.67	1.48 % 122,025.79	Aaa / AA+ AAA	4.50 4.34
3130A7CV5	FHLB Note	1.375% Due 2/18/2021	6,450,000.00	Various 1.45 %	6,426,116.60 6,427,464.81	99.60 1.46 %	6,424,503.15 25,374.48	1.48 % (2,961.66)	Aaa / AA+ AAA	4.72 4.53
3135G0J20	FNMA Note	1.375% Due 2/26/2021	6,400,000.00	02/26/2016 1.41 %	6,388,224.00 6,388,824.42	99.66 1.45 %	6,378,451.20 23,222.22	1.47 % (10,373.22)	Aaa / AA+ AAA	4.75 4.55
Total Agency			133,125,000.00	1.34 %	132,626,946.74 132,764,154.29	1.05 %	133,800,659.62 392,200.90	30.90 % 1,036,505.33	Aaa / AA+ Aaa	2.56 2.49
COMMERCIAL PAPER										
0638BFQ1	Bank of Tokyo Mitsubishi NY Discount CP	0.7% Due 6/24/2016	6,440,000.00	02/25/2016 0.71 %	6,425,098.56 6,437,119.89	99.96 0.71 %	6,437,119.89 0.00	1.48 % 0.00	P-1 / A-1 F-1	0.07 0.07
Total Commercial Paper			6,440,000.00	0.71 %	6,425,098.56 6,437,119.89	0.71 %	6,437,119.89 0.00	1.48 % 0.00	Aaa / AA AA	0.07 0.07
LAIF										
90LAIF\$00	Local Agency Investment Fund State Pool		64,935,974.74	Various 0.55 %	64,935,974.74 64,935,974.74	1.00 0.55 %	64,935,974.74 58,520.98	14.96 % 0.00	NR / NR NR	0.00 0.00
Total LAIF			64,935,974.74	0.55 %	64,935,974.74	0.55 %	64,935,974.74 58,520.98	14.96 % 0.00	NR / NR NR	0.00 0.00
MONEY MARKET FUND FI										
94975P405	Wells Fargo Adv Govt #1751 Money Market Fund		46,550,644.62	Various 0.22 %	46,550,644.62 46,550,644.62	1.00 0.22 %	46,550,644.62 0.00	10.72 % 0.00	Aaa / AAA NR	0.00 0.00
60934N104	Federated Prime Value Oblig GOVT OBLIG MMF		263,239.69	Various 0.20 %	263,239.69 263,239.69	1.00 0.20 %	263,239.69 0.00	0.06 % 0.00	Aaa / AAA AAA	0.00 0.00
Total Money Market Fund FI			46,813,884.31	0.22 %	46,813,884.31	0.22 %	46,813,884.31 0.00	10.78 % 0.00	Aaa / AAA Aaa	0.00 0.00
US CORPORATE										
24422ERL5	John Deere Capital Corp Note	2% Due 1/13/2017	910,000.00	09/11/2012 1.05 %	946,500.10 915,214.30	100.64 0.96 %	915,803.07 6,976.67	0.21 % 588.77	A2 / A NR	0.62 0.61



**City of Stockton Consolidated
Account #10021**

**Holdings Report
As of 5/31/16**

CUSIP	Security Description	Par Value/Units	Purchase Date Book Yield	Cost Value Book Value	Mkt Price Mkt YTM	Market Value Accrued Int.	% of Port. Gain/Loss	Moody/S&P Fitch	Maturity Duration
US CORPORATE									
69371RK54	Paccar Financial Corp Note 1.6% Due 3/15/2017	830,000.00	03/10/2015 1.08 %	838,507.50 833,331.04	100.64 0.78 %	835,346.03 2,803.56	0.19 % 2,014.99	A1 / A+ NR	0.79 0.78
717081DJ9	Pfizer Inc. Note 1.1% Due 5/15/2017	685,000.00	05/12/2014 1.13 %	684,397.20 684,808.60	100.12 0.98 %	685,795.29 334.89	0.16 % 986.69	A1 / AA A+	0.96 0.95
913017BU2	United Tech Corp Note 1.8% Due 6/1/2017	3,120,000.00	Various 1.07 %	3,163,696.80 3,142,591.82	100.78 1.02 %	3,144,211.20 28,080.00	0.73 % 1,619.38	A3 / A- A-	1.00 0.98
68389XAN5	Oracle Corp Note 1.2% Due 10/15/2017	2,375,000.00	Various 1.44 %	2,353,030.25 2,367,291.60	100.34 0.95 %	2,383,037.00 3,641.66	0.55 % 15,745.40	A1 / AA- A+	1.38 1.36
166764AA8	Chevron Corp Callable Note Cont 11/5/17 1.104% Due 12/5/2017	1,550,000.00	Various 1.34 %	1,535,040.10 1,544,619.56	99.92 1.16 %	1,548,707.30 8,365.87	0.36 % 4,087.74	Aa2 / AA- NR	1.52 1.41
02665WAQ4	American Honda Finance Note 1.55% Due 12/11/2017	1,665,000.00	12/08/2014 1.58 %	1,663,451.55 1,664,211.65	100.53 1.20 %	1,673,764.56 12,186.88	0.39 % 9,552.91	A1 / A+ NR	1.53 1.50
458140AL4	Intel Corp Note 1.35% Due 12/15/2017	2,500,000.00	Various 1.31 %	2,504,903.20 2,501,475.76	100.28 1.17 %	2,506,997.50 15,562.50	0.58 % 5,521.74	A1 / A+ A+	1.54 1.51
89236TCA1	Toyota Motor Credit Corp Note 1.45% Due 1/12/2018	2,955,000.00	Various 1.38 %	2,961,029.65 2,958,475.40	100.36 1.23 %	2,965,546.40 16,543.89	0.69 % 7,071.00	Aa3 / AA- A	1.62 1.58
40428HPH9	HSBC USA Inc Note 1.625% Due 1/16/2018	3,600,000.00	Various 1.74 %	3,586,182.00 3,593,266.04	100.00 1.63 %	3,599,920.80 21,937.51	0.83 % 6,654.76	A2 / A AA-	1.63 1.59
459200HZ7	IBM Corp Note 1.125% Due 2/6/2018	3,440,000.00	Various 1.26 %	3,427,318.00 3,432,467.19	100.14 1.04 %	3,444,747.20 12,362.50	0.80 % 12,280.01	Aa3 / AA- A+	1.69 1.66
166764AV2	Chevron Corp Note 1.365% Due 3/2/2018	1,350,000.00	Various 1.40 %	1,348,780.00 1,349,282.82	100.16 1.27 %	1,352,127.60 4,555.69	0.31 % 2,844.78	Aa2 / AA- NR	1.75 1.72
808513AK1	Charles Schwab Corp Callable Note Cont 2/10/2018 1.5% Due 3/10/2018	3,635,000.00	Various 1.43 %	3,642,256.30 3,639,422.12	100.59 1.14 %	3,656,475.58 12,268.13	0.84 % 17,053.46	A2 / A A	1.78 1.66
931142DF7	Wal-Mart Stores Note 1.125% Due 4/11/2018	1,045,000.00	04/04/2013 1.14 %	1,044,038.60 1,044,642.50	100.27 0.98 %	1,047,784.93 1,632.81	0.24 % 3,142.43	Aa2 / AA AA	1.86 1.84
713448CR7	PepsiCo Inc Note 1.25% Due 4/30/2018	2,520,000.00	Various 1.28 %	2,517,637.60 2,518,419.21	100.43 1.02 %	2,530,808.28 2,712.51	0.58 % 12,389.07	A1 / A A	1.92 1.89
037833AJ9	Apple Inc Note 1% Due 5/3/2018	3,000,000.00	Various 1.28 %	2,968,660.25 2,984,559.27	99.87 1.07 %	2,996,070.00 2,333.34	0.69 % 11,510.73	Aa1 / AA+ NR	1.92 1.90
02665WAC5	American Honda Finance Note 2.125% Due 10/10/2018	1,950,000.00	Various 1.86 %	1,968,709.00 1,961,484.76	101.74 1.37 %	1,983,982.66 5,870.31	0.46 % 22,497.90	A1 / A+ NR	2.36 2.29
74005PBH6	Praxair Note 1.25% Due 11/7/2018	2,990,000.00	Various 1.65 %	2,946,487.30 2,951,942.27	99.89 1.29 %	2,986,833.59 2,491.66	0.69 % 24,891.32	A2 / A NR	2.44 2.39
91159HHE3	US Bancorp Callable Note Cont 10/15/2018 1.95% Due 11/15/2018	265,000.00	02/12/2014 1.90 %	265,561.80 265,286.19	101.63 1.25 %	269,312.35 229.67	0.06 % 4,026.16	A1 / A+ AA	2.46 2.32
24422ESF7	John Deere Capital Corp Note 1.95% Due 12/13/2018	565,000.00	12/10/2013 1.99 %	563,796.55 564,390.37	101.43 1.38 %	573,053.51 5,141.50	0.13 % 8,663.14	A2 / A NR	2.54 2.45



**City of Stockton Consolidated
Account #10021**

Holdings Report
As of 5/31/16

CUSIP	Security Description	Par Value/Units	Purchase Date Book Yield	Cost Value Book Value	Mkt Price Mkt YTM	Market Value Accrued Int.	% of Port. Gain/Loss	Moody/S&P Fitch	Maturity Duration
US CORPORATE									
36962G7G3	General Electric Capital Corp Note 2.3% Due 1/14/2019	3,510,000.00	Various 2.08 %	3,538,408.20 3,529,517.88	102.72 1.24 %	3,605,524.66 30,722.25	0.84 % 76,006.78	A1 / AA+	2.62 2.52
17275RAR3	Cisco Systems Note 2.125% Due 3/1/2019	2,395,000.00	Various 2.04 %	2,404,780.75 2,400,419.22	102.23 1.30 %	2,448,477.94 12,723.43	0.57 % 48,058.72	A1 / AA-	2.75 2.66
91159HH6	US Bancorp Callable Note Cont 3/25/2019 2.2% Due 4/25/2019	4,025,000.00	Various 1.94 %	4,056,601.75 4,053,392.45	101.98 1.48 %	4,104,771.48 8,855.00	0.95 % 51,379.03	A1 / A+	2.90 2.72
06406HCW7	Bank of New York Callable Note Cont 8/11/2019 2.3% Due 9/11/2019	3,625,000.00	Various 2.23 %	3,634,931.45 3,632,171.91	101.85 1.70 %	3,692,011.75 18,527.77	0.85 % 59,839.84	A1 / A AA-	3.28 3.06
94974BGF1	Wells Fargo Corp Note 2.15% Due 1/30/2020	3,660,000.00	Various 2.25 %	3,643,555.40 3,646,979.02	100.85 1.91 %	3,690,985.56 26,448.57	0.86 % 44,006.54	A2 / A AA-	3.67 3.49
22160KAG0	Costco Wholesale Corp Note 1.75% Due 2/15/2020	1,565,000.00	02/05/2015 1.77 %	1,563,356.75 1,563,780.18	100.81 1.52 %	1,577,627.99 8,064.10	0.37 % 13,847.81	A1 / A+	3.71 3.56
747525AD5	Qualcomm Inc Note 2.25% Due 5/20/2020	3,675,000.00	Various 2.45 %	3,641,190.55 3,647,738.84	102.05 1.71 %	3,750,161.10 2,526.57	0.86 % 102,422.26	A1 / A+	3.97 3.79
594918BG8	Microsoft Callable Note Cont. 10/03/20 2% Due 11/3/2020	1,515,000.00	10/29/2015 2.02 %	1,513,788.00 1,513,927.97	101.79 1.57 %	1,542,071.54 2,356.67	0.36 % 28,143.57	Aaa / AAA AA+	4.43 4.14
30231GAV4	Exxon Mobil Corp Callable Note Cont 2/1/2021 2.22% Due 3/1/2021	4,493,000.00	Various 1.96 %	4,546,957.34 4,546,555.83	101.35 1.92 %	4,553,673.47 24,403.98	1.05 % 7,117.64	Aaa / AA+	4.75 4.47
857477AV5	State Street Bank Note 1.95% Due 5/19/2021	2,230,000.00	05/16/2016 1.96 %	2,228,840.40 2,228,848.66	100.10 1.93 %	2,232,176.48 1,449.50	0.51 % 3,327.82	A1 / A AA-	4.97 4.71
Total US Corporate		71,643,000.00	1.70 %	71,702,394.34 71,690,514.43	1.37 %	72,297,806.82 302,109.39	16.71 % 607,292.39	A1 / A+ A+	2.53 2.42
US TREASURY									
912828K66	US Treasury Note 0.5% Due 4/30/2017	3,800,000.00	06/19/2015 0.60 %	3,793,036.15 3,796,594.77	99.81 0.71 %	3,792,612.80 1,652.17	0.87 % (3,981.97)	Aaa / AA+	0.92 0.91
912828TG5	US Treasury Note 0.5% Due 7/31/2017	6,800,000.00	Various 0.70 %	6,769,440.73 6,784,099.38	99.68 0.78 %	6,777,954.40 11,395.61	1.56 % (6,144.98)	Aaa / AA+	1.17 1.16
912828TM2	US Treasury Note 0.625% Due 8/31/2017	6,800,000.00	Various 0.75 %	6,780,581.37 6,789,198.16	99.82 0.77 %	6,787,515.20 10,740.50	1.57 % (1,682.96)	Aaa / AA+	1.25 1.24
912828WD8	US Treasury Note 1.25% Due 10/31/2018	4,350,000.00	Various 1.46 %	4,308,809.50 4,328,879.07	100.71 0.95 %	4,381,093.80 4,728.26	1.01 % 52,214.73	Aaa / AA+	2.42 2.37
912828SD3	US Treasury Note 1.25% Due 1/31/2019	5,350,000.00	Various 1.46 %	5,299,771.84 5,320,451.35	100.71 0.98 %	5,388,241.80 22,414.15	1.25 % 67,790.45	Aaa / AA+	2.67 2.61
912828ST8	US Treasury Note 1.25% Due 4/30/2019	5,350,000.00	Various 1.60 %	5,264,135.10 5,297,421.59	100.70 1.01 %	5,387,407.20 5,815.22	1.24 % 89,985.61	Aaa / AA+	2.92 2.86
912828TH3	US Treasury Note 0.875% Due 7/31/2019	6,700,000.00	03/01/2016 1.08 %	6,653,959.95 6,657,322.43	99.44 1.06 %	6,662,312.50 19,649.04	1.54 % 4,990.07	Aaa / AA+	3.17 3.11



City of Stockton Consolidated
Account #10021

Holdings Report
As of 5/31/16

CUSIP	Security Description	Par Value/Units	Purchase Date Book Yield	Cost Value Book Value	Mkt Price Mkt YTM	Market Value Accrued Int.	% of Port. Gain/Loss	Moody/S&P Fitch	Maturity Duration
US TREASURY									
912828JUB4	US Treasury Note 1% Due 11/30/2019	6,475,000.00	Various 1.56 %	6,308,028.52 6,353,624.02	99.56 1.13 %	6,446,671.88 176.90	1.48 % 93,047.86	Aaa / AA+ AAA	3.50 3.43
912828UQ1	US Treasury Note 1.25% Due 2/29/2020	5,925,000.00	Various 1.56 %	5,842,603.82 5,858,877.66	100.23 1.19 %	5,938,888.20 18,716.88	1.37 % 80,010.54	Aaa / AA+ AAA	3.75 3.64
912828J84	US Treasury Note 1.375% Due 3/31/2020	6,350,000.00	Various 1.32 %	6,362,538.84 6,362,151.45	100.61 1.21 %	6,388,696.90 14,790.65	1.47 % 26,545.45	Aaa / AA+ AAA	3.84 3.72
912828VF4	US Treasury Note 1.375% Due 5/31/2020	5,925,000.00	Various 1.63 %	5,855,070.65 5,867,709.11	100.53 1.24 %	5,956,242.53 222.59	1.37 % 88,533.42	Aaa / AA+ AAA	4.00 3.88
912828L32	US Treasury Note 1.375% Due 8/31/2020	6,700,000.00	Various 1.36 %	6,703,956.03 6,703,742.64	100.33 1.30 %	6,721,982.70 23,281.59	1.55 % 18,240.06	Aaa / AA+ AAA	4.25 4.10
912828L99	US Treasury Note 1.375% Due 10/31/2020	6,000,000.00	11/23/2015 1.71 %	5,906,035.73 5,915,937.68	100.22 1.32 %	6,013,128.00 7,173.91	1.39 % 97,190.32	Aaa / AA+ AAA	4.42 4.27
912828N89	US Treasury Note 1.375% Due 1/31/2021	3,750,000.00	03/09/2016 1.40 %	3,746,350.46 3,746,517.93	100.09 1.36 %	3,753,221.25 17,281.94	0.87 % 6,703.32	Aaa / AA+ AAA	4.67 4.49
912828E90	US Treasury Note 2% Due 2/28/2021	6,000,000.00	04/26/2016 1.40 %	6,168,535.74 6,165,292.83	102.94 1.36 %	6,176,484.00 30,326.09	1.43 % 11,191.17	Aaa / AA+ AAA	4.75 4.51
Total US Treasury		86,275,000.00	1.30 %	85,762,854.43 85,947,820.07	1.09 %	86,572,453.16 188,365.50	19.98 % 624,633.09	Aaa / AA+ Aaa	3.20 3.11
TOTAL PORTFOLIO		431,780,269.39	1.13 %	430,809,068.26 431,133,772.38	0.95 %	433,395,049.41 949,889.37	100.00 % 2,261,277.03	Aa1 / AA+ Aaa	1.99 1.84
TOTAL MARKET VALUE PLUS ACCRUED						434,344,938.78			



Transaction Type	Settlement Date	CUSIP	Quantity	Security Description	Price	Acq/Disp Yield	Amount	Interest Pur/Sold	Total Amount	Gain/Loss
Purchase	05/01/2016	60934N104	15,125.00	Federated Prime Value Oblig GOVT OBLIG MMF	1.000	0.20 %	15,125.00	0.00	15,125.00	0.00
Purchase	05/02/2016	60934N104	229.13	Federated Prime Value Oblig GOVT OBLIG MMF	1.000	0.20 %	229.13	0.00	229.13	0.00
Purchase	05/03/2016	60934N104	30,150.00	Federated Prime Value Oblig GOVT OBLIG MMF	1.000	0.20 %	30,150.00	0.00	30,150.00	0.00
Purchase	05/05/2016	60934N104	3,365,753.84	Federated Prime Value Oblig GOVT OBLIG MMF	1.000	0.20 %	3,365,753.84	0.00	3,365,753.84	0.00
Purchase	05/07/2016	60934N104	18,687.50	Federated Prime Value Oblig GOVT OBLIG MMF	1.000	0.20 %	18,687.50	0.00	18,687.50	0.00
Purchase	05/15/2016	60934N104	6,351.25	Federated Prime Value Oblig GOVT OBLIG MMF	1.000	0.20 %	6,351.25	0.00	6,351.25	0.00
Purchase	05/15/2016	60934N104	2,142.04	Federated Prime Value Oblig GOVT OBLIG MMF	1.000	0.20 %	2,142.04	0.00	2,142.04	0.00
Purchase	05/15/2016	60934N104	111,487.57	Federated Prime Value Oblig GOVT OBLIG MMF	1.000	0.20 %	111,487.57	0.00	111,487.57	0.00
Purchase	05/15/2016	60934N104	115,275.63	Federated Prime Value Oblig GOVT OBLIG MMF	1.000	0.20 %	115,275.63	0.00	115,275.63	0.00
Purchase	05/15/2016	60934N104	165,071.39	Federated Prime Value Oblig GOVT OBLIG MMF	1.000	0.20 %	165,071.39	0.00	165,071.39	0.00
Purchase	05/15/2016	60934N104	2,370.67	Federated Prime Value Oblig GOVT OBLIG MMF	1.000	0.20 %	2,370.67	0.00	2,370.67	0.00
Purchase	05/17/2016	60934N104	160,945.90	Federated Prime Value Oblig GOVT OBLIG MMF	1.000	0.20 %	160,945.90	0.00	160,945.90	0.00
Purchase	05/17/2016	60934N104	78,088.31	Federated Prime Value Oblig GOVT OBLIG MMF	1.000	0.20 %	78,088.31	0.00	78,088.31	0.00
Purchase	05/17/2016	60934N104	41,170.60	Federated Prime Value Oblig GOVT OBLIG MMF	1.000	0.20 %	41,170.60	0.00	41,170.60	0.00
Purchase	05/17/2016	60934N104	2,776.67	Federated Prime Value Oblig GOVT OBLIG MMF	1.000	0.20 %	2,776.67	0.00	2,776.67	0.00
Purchase	05/18/2016	60934N104	599,629.11	Federated Prime Value Oblig GOVT OBLIG MMF	1.000	0.20 %	599,629.11	0.00	599,629.11	0.00
Purchase	05/18/2016	60934N104	88,812.82	Federated Prime Value Oblig GOVT OBLIG MMF	1.000	0.20 %	88,812.82	0.00	88,812.82	0.00
Purchase	05/19/2016	30231GAV4	3,078,000.00	Exxon Mobil Corp Callable Note Cont 2/1/2021	101.753	1.84 %	3,131,957.34	14,438.56	3,146,395.90	0.00
				2.222% Due 3/1/2021						
Purchase	05/19/2016	60934N104	12,218.75	Federated Prime Value Oblig GOVT OBLIG MMF	1.000	0.20 %	12,218.75	0.00	12,218.75	0.00



City of Stockton Consolidated
Account #10021

Transaction Ledger
4/30/16 Thru 5/31/16

Transaction Type	Settlement Date	CUSIP	Quantity	Security Description	Price	Acq/Disp Yield	Amount	Interest Pur/Sold	Total Amount	Gain/Loss
ACQUISITIONS										
Purchase	05/19/2016	60934N104	1,150,000.00	Federated Prime Value Oblig GOVT OBLIG MMF	1.000	0.20 %	1,150,000.00	0.00	1,150,000.00	0.00
Purchase	05/19/2016	857477AV5	2,230,000.00	State Street Bank Note 1.95% Due 5/19/2021	99.948	1.96 %	2,228,840.40	0.00	2,228,840.40	0.00
Purchase	05/20/2016	60934N104	41,343.75	Federated Prime Value Oblig GOVT OBLIG MMF	1.000	0.20 %	41,343.75	0.00	41,343.75	0.00
Purchase	05/21/2016	60934N104	23,187.50	Federated Prime Value Oblig GOVT OBLIG MMF	1.000	0.20 %	23,187.50	0.00	23,187.50	0.00
Purchase	05/23/2016	60934N104	2,699.67	Federated Prime Value Oblig GOVT OBLIG MMF	1.000	0.20 %	2,699.67	0.00	2,699.67	0.00
Purchase	05/23/2016	60934N104	170,473.45	Federated Prime Value Oblig GOVT OBLIG MMF	1.000	0.20 %	170,473.45	0.00	170,473.45	0.00
Purchase	05/26/2016	60934N104	801,919.11	Federated Prime Value Oblig GOVT OBLIG MMF	1.000	0.20 %	801,919.11	0.00	801,919.11	0.00
Purchase	05/27/2016	60934N104	30,468.75	Federated Prime Value Oblig GOVT OBLIG MMF	1.000	0.20 %	30,468.75	0.00	30,468.75	0.00
Purchase	05/30/2016	60934N104	112,593.75	Federated Prime Value Oblig GOVT OBLIG MMF	1.000	0.20 %	112,593.75	0.00	112,593.75	0.00
Purchase	05/31/2016	43814QAC2	1,770,000.00	Honda Auto Receivables 2016-2 A3 1.39% Due 4/15/2020	99.998	1.40 %	1,769,965.66	0.00	1,769,965.66	0.00
Purchase	05/31/2016	60934N104	73,109.38	Federated Prime Value Oblig GOVT OBLIG MMF	1.000	0.20 %	73,109.38	0.00	73,109.38	0.00
		Subtotal	14,300,081.54				14,352,844.94	14,438.56	14,367,283.50	0.00
Security Contribution	05/31/2016	90LAIF\$00	14,900,000.00	Local Agency Investment Fund State Pool	1.000		14,900,000.00	0.00	14,900,000.00	0.00
		Subtotal	14,900,000.00				14,900,000.00	0.00	14,900,000.00	0.00
Short Sale	05/19/2016	60934N104	-5,375,236.30	Federated Prime Value Oblig GOVT OBLIG MMF	1.000		-5,375,236.30	0.00	-5,375,236.30	0.00
Short Sale	05/31/2016	60934N104	-1,769,965.66	Federated Prime Value Oblig GOVT OBLIG MMF	1.000		-1,769,965.66	0.00	-1,769,965.66	0.00
		Subtotal	-7,145,201.96				-7,145,201.96	0.00	-7,145,201.96	0.00
TOTAL ACQUISITIONS			22,054,879.58				22,107,642.98	14,438.56	22,122,081.54	0.00
DISPOSITIONS										
Closing Purchase	05/19/2016	60934N104	-5,375,236.30	Federated Prime Value Oblig GOVT OBLIG MMF	1.000		-5,375,236.30	0.00	-5,375,236.30	0.00



Transaction Type	Settlement Date	CUSIP	Quantity	Security Description	Price	Acq/Disp Yield	Amount	Interest Pur/Sold	Total Amount	Gain/Loss
DISPOSITIONS										
Closing Purchase	05/31/2016	60934N104	-1,769,965.66	Federated Prime Value Oblig GOVLT OBLIG MMF	1.000		-1,769,965.66	0.00	-1,769,965.66	0.00
Subtotal			-7,145,201.96				-7,145,201.96	0.00	-7,145,201.96	0.00
Sale	05/18/2016	912828K66	600,000.00	US Treasury Note 0.5% Due 4/30/2017	99.914	0.59 %	599,482.37	146.74	599,629.11	42.64
Sale	05/19/2016	60934N104	5,375,236.30	Federated Prime Value Oblig GOVLT OBLIG MMF	1.000	0.20 %	5,375,236.30	0.00	5,375,236.30	0.00
Sale	05/26/2016	3135G0MZ3	800,000.00	FNMA Note 0.875% Due 8/28/2017	100.026	0.85 %	800,208.00	1,711.11	801,919.11	1,961.55
Sale	05/31/2016	60934N104	1,769,965.66	Federated Prime Value Oblig GOVLT OBLIG MMF	1.000	0.20 %	1,769,965.66	0.00	1,769,965.66	0.00
Subtotal			8,545,201.96				8,544,892.33	1,857.85	8,546,750.18	2,004.19
Call	05/05/2016	674599CB9	3,325,000.00	Occidental Petroleum Note 1.75% Due 2/15/2017	100.837	0.67 %	3,352,822.91	12,930.93	3,365,753.84	12,798.53
Subtotal			3,325,000.00				3,352,822.91	12,930.93	3,365,753.84	12,798.53
Paydown	05/15/2016	161571GC2	0.00	Chase CHAIT Pool #2013-A8 1.01% Due 10/15/2018	100.000		0.00	2,142.04	2,142.04	0.00
Paydown	05/15/2016	43814HAC2	110,471.42	Honda Auto Receivables 2014-3 A3 0.88% Due 6/15/2018	100.000		110,471.42	1,016.15	111,487.57	0.00
Paydown	05/15/2016	89231MAC9	114,702.92	Toyota Auto Receivables Owner 2014-A 0.67% Due 12/15/2017	100.000		114,702.92	572.71	115,275.63	0.00
Paydown	05/15/2016	89231TAB6	163,793.43	Toyota Auto Receivables Owner 2015-C 0.92% Due 2/15/2018	100.000		163,793.43	1,277.96	165,071.39	0.00
Paydown	05/15/2016	89236WAC2	0.00	Toyota Auto Receivables Owner 2015-A 1.12% Due 2/15/2019	100.000		0.00	2,370.67	2,370.67	0.00
Paydown	05/17/2016	477877AD6	75,359.81	John Deere Owner Trust 2014-B A3 1.07% Due 11/15/2018	100.000		75,359.81	2,728.50	78,088.31	0.00
Paydown	05/17/2016	477879AC4	41,084.30	John Deere Owner Trust 2013-B A3 0.87% Due 8/15/2017	100.000		41,084.30	86.30	41,170.60	0.00
Paydown	05/17/2016	47787VAC5	159,819.75	John Deere Owner Trust 2014-A A3 0.92% Due 4/16/2018	100.000		159,819.75	1,126.15	160,945.90	0.00
Paydown	05/17/2016	47788MAC4	0.00	John Deere Owner Trust 2016-A A3 1.36% Due 4/15/2020	100.000		0.00	2,776.67	2,776.67	0.00



Transaction Type	Settlement Date	CUSIP	Quantity	Security Description	Price	Acq/Disp Yield	Amount	Interest Pur/Sold	Total Amount	Gain/Loss
DISPOSITIONS										
Paydown	05/18/2016	43814GAC4	88,178.88	Honda Auto Receivables 2014-2 A3 0.77% Due 3/19/2018	100.000		88,178.88	633.94	88,812.82	0.00
Paydown	05/23/2016	43813JAC9	169,727.32	Honda Auto Receivables 2014-1 A3 0.67% Due 11/21/2017	100.000		169,727.32	746.13	170,473.45	0.00
Paydown	05/23/2016	43813NAC0	0.00	Honda Auto Receivables 2015-2 A3 1.04% Due 2/21/2019	100.000		0.00	2,699.67	2,699.67	0.00
	Subtotal		923,137.83				923,137.83	18,176.89	941,314.72	0.00
Maturity	05/19/2016	38259PAC6	1,150,000.00	Google Inc Note 2.125% Due 5/19/2016	100.000		1,150,000.00	0.00	1,150,000.00	0.00
	Subtotal		1,150,000.00				1,150,000.00	0.00	1,150,000.00	0.00
Security Withdrawal	05/04/2016	60934N104	14,296.00	Federated Prime Value Oblig GOVT OBLIG MMF	1.000		14,296.00	0.00	14,296.00	0.00
Security Withdrawal	05/16/2016	60934N104	291.67	Federated Prime Value Oblig GOVT OBLIG MMF	1.000		291.67	0.00	291.67	0.00
Security Withdrawal	05/31/2016	94975P405	11,456,214.13	Wells Fargo Adv Govt #1751 Money Market Fund	1.000		11,456,214.13	0.00	11,456,214.13	0.00
	Subtotal		11,470,801.80				11,470,801.80	0.00	11,470,801.80	0.00
TOTAL DISPOSITIONS							18,296,452.91	32,965.67	18,329,418.58	14,802.72
OTHER TRANSACTIONS										
Interest	05/01/2016	3137EADR7	2,200,000.00	FHLMC Note 1.375% Due 5/1/2020	0.000		15,125.00	0.00	15,125.00	0.00
Interest	05/03/2016	037833AJ9	3,000,000.00	Apple Inc Note 1% Due 5/3/2018	0.000		15,000.00	0.00	15,000.00	0.00
Interest	05/03/2016	594918BG8	1,515,000.00	Microsoft Callable Note Cont. 10/03/20 2% Due 11/3/2020	0.000		15,150.00	0.00	15,150.00	0.00
Interest	05/07/2016	74005PBH6	2,990,000.00	Praxair Note 1.25% Due 11/7/2018	0.000		18,687.50	0.00	18,687.50	0.00
Interest	05/15/2016	717081DJ9	685,000.00	Pfizer Inc. Note 1.1% Due 5/15/2017	0.000		3,767.50	0.00	3,767.50	0.00
Interest	05/15/2016	91159HHE3	265,000.00	US Bancorp Callable Note Cont 10/15/2018 1.95% Due 11/15/2018	0.000		2,583.75	0.00	2,583.75	0.00
Interest	05/19/2016	38259PAC6	1,150,000.00	Google Inc Note 2.125% Due 5/19/2016	0.000		12,218.75	0.00	12,218.75	0.00
Interest	05/20/2016	747525AD5	3,675,000.00	Qualcomm Inc Note 2.25% Due 5/20/2020	0.000		41,343.75	0.00	41,343.75	0.00



Transaction Type	Settlement Date	CUSIP	Quantity	Security Description	Price	Acq/Disp Yield	Amount	Interest Pur/Sold	Total Amount	Gain/Loss
OTHER TRANSACTIONS										
Interest	05/21/2016	3135G0WJ8	5,300,000.00	FNMA Note 0.875% Due 5/21/2018	0.000		23,187.50	0.00	23,187.50	0.00
Interest	05/27/2016	3135G0YT4	3,750,000.00	FNMA Note 1.625% Due 11/27/2018	0.000		30,468.75	0.00	30,468.75	0.00
Interest	05/30/2016	3130A5EP0	5,900,000.00	FHLB Note 0.625% Due 5/30/2017	0.000		18,437.50	0.00	18,437.50	0.00
Interest	05/30/2016	3135G0F73	6,400,000.00	FNMA Note 1.5% Due 11/30/2020	0.000		48,000.00	0.00	48,000.00	0.00
Interest	05/30/2016	3137EADG1	5,275,000.00	FHLMC Note 1.75% Due 5/30/2019	0.000		46,156.25	0.00	46,156.25	0.00
Interest	05/31/2016	912828UB4	6,475,000.00	US Treasury Note 1% Due 11/30/2019	0.000		32,375.00	0.00	32,375.00	0.00
Interest	05/31/2016	912828VF4	5,925,000.00	US Treasury Note 1.375% Due 5/31/2020	0.000		40,734.38	0.00	40,734.38	0.00
		Subtotal	54,505,000.00				363,235.63	0.00	363,235.63	0.00
Dividend	05/02/2016	60934N104	216,072.78	Federated Prime Value Oblig GOVT OBLIG MMF	0.000		229.13	0.00	229.13	0.00
		Subtotal	216,072.78				229.13	0.00	229.13	0.00
TOTAL OTHER TRANSACTIONS							363,464.76	0.00	363,464.76	0.00



CUSIP	Security Description	Trade Date Settle Date Units	Book Value: Begin Book Value: Acq Book Value: Disp Book Value: End	Prior Accrued Inc. Received Ending Accrued Total Interest	Accr. Of Discount Amort. Of Premium Net Accret/Amort Income Earned	Unreal G/L Total Income
Fixed Income						
02665WAC5	American Honda Finance Note 2.125% Due 10/10/2018	Various Various	1,961,898.27 0.00 0.00	2,417.19 0.00 5,870.31 3,453.12	0.00 413.51 (413.51) 3,039.61	0.00 0.00 3,039.61
02665WAQ4	American Honda Finance Note 1.55% Due 12/11/2017	12/08/2014 12/11/2014	1,664,167.85 0.00 0.00	10,036.25 0.00 12,186.88 2,150.63	43.80 0.00 43.80 2,194.43	0.00 0.00 0.00 2,194.43
037833AJ9	Apple Inc Note 1% Due 05/03/2018	Various Various	2,983,876.45 0.00 0.00	14,833.33 15,000.00 2,333.34 2,500.01	682.82 0.00 682.82 3,182.83	0.00 0.00 0.00 3,182.83
06406HCW7	Bank of New York Callable Note Cont 8/11/2019 2.3% Due 09/11/2019	Various Various	3,632,362.71 0.00 0.00	11,579.85 0.00 18,527.77 6,947.92	5.43 196.23 (190.80) 6,757.12	0.00 0.00 0.00 6,757.12
161571GC2	Chase CHAIT Pool #2013-A8 1.01% Due 10/15/2018	Various Various	2,547,675.55 0.00 0.00	1,142.43 2,142.04 1,142.43 2,142.04	0.00 92.46 (92.46) 2,049.58	0.00 0.00 0.00 2,049.58
166764AA8	Chevron Corp Callable Note Cont 11/5/17 1.104% Due 12/05/2017	Various Various	1,544,317.42 0.00 0.00	6,939.87 0.00 8,365.87 1,426.00	323.18 21.04 302.14 1,728.14	0.00 0.00 0.00 1,728.14
166764AV2	Chevron Corp Note 1.365% Due 03/02/2018	Various Various	1,349,248.02 0.00 0.00	3,020.06 0.00 4,555.69 1,535.63	34.80 0.00 34.80 1,570.43	0.00 0.00 0.00 1,570.43
17275RAR3	Cisco Systems Note 2.125% Due 03/01/2019	Various Various	2,400,586.73 0.00 0.00	8,482.30 0.00 12,723.43 4,241.13	7.50 175.01 (167.51) 4,073.62	0.00 0.00 0.00 4,073.62
22160KAG0	Costco Wholesale Corp Note 1.75% Due 02/15/2020	02/05/2015 02/17/2015	1,563,752.25 0.00 0.00	5,781.81 0.00 8,064.10 2,282.29	27.93 0.00 27.93 2,310.22	0.00 0.00 0.00 2,310.22
24422ERL5	John Deere Capital Corp Note 2% Due 01/13/2017	09/11/2012 09/14/2012	915,929.54 0.00 0.00	5,460.00 0.00 6,976.67 1,516.67	0.00 0.00 715.24 (715.24) 801.43	0.00 0.00 0.00 801.43



Income Earned
4/30/16 Thru 5/31/16

CUSIP	Security Description	Trade Date Settle Date Units	Book Value: Begin Book Value: Acq Book Value: Disp Book Value: End	Prior Accrued Inc. Received Ending Accrued Total Interest	Accr. Of Discount Amort. Of Premium Net Accret/Amort Income Earned	Unreal G/L Total Income
24422ESF7	John Deere Capital Corp Note 1.95% Due 12/13/2018	12/10/2013 12/13/2013 565,000.00	564,369.94 0.00 0.00 564,390.37	4,223.38 0.00 5,141.50 918.12	20.43 0.00 20.43 938.55	0.00 938.55
30231GAV4	Exxon Mobil Corp Callable Note Cont 2/1/2021 2.222% Due 03/01/2021	Various Various 4,493,000.00	1,415,000.00 3,131,957.34 0.00 4,546,555.83	5,065.54 (14,438.56) 24,403.98 4,899.88	0.00 401.51 (401.51) 4,498.37	0.00 4,498.37
3130A4GJ5	FHLB Note 1.125% Due 04/25/2018	Various Various 5,335,000.00	5,336,118.12 0.00 0.00 5,336,070.25	1,000.31 0.00 6,001.88 5,001.57	44.32 92.19 (47.87) 4,953.70	0.00 4,953.70
3130A5EP0	FHLB Note 0.625% Due 05/30/2017	Various Various 5,900,000.00	5,896,385.02 0.00 0.00 5,896,669.45	15,467.01 18,437.50 102.43 3,072.92	284.43 0.00 284.43 3,357.35	0.00 3,357.35
3130A7CV5	FHLB Note 1.375% Due 02/18/2021	Various Various 6,450,000.00	6,427,059.37 0.00 0.00 6,427,464.81	17,983.85 0.00 25,374.48 7,390.63	405.44 0.00 405.44 7,796.07	0.00 7,796.07
313376BR5	FHLB Note 1.75% Due 12/14/2018	01/29/2014 01/30/2014 2,500,000.00	2,508,257.42 0.00 0.00 2,507,989.94	16,649.31 0.00 20,295.14 3,645.83	0.00 267.48 (267.48) 3,378.35	0.00 3,378.35
3133787M7	FHLB Note 1.05% Due 02/27/2017	02/27/2012 02/28/2012 1,240,000.00	1,240,188.68 0.00 0.00 1,240,169.31	2,314.67 0.00 3,399.67 1,085.00	0.00 19.37 (19.37) 1,065.63	0.00 1,065.63
313378A43	FHLB Note 1.375% Due 03/09/2018	Various Various 5,285,000.00	5,291,879.07 0.00 0.00 5,291,564.09	10,496.60 0.00 16,552.33 6,055.73	394.87 709.85 (314.98) 5,740.75	0.00 5,740.75
313378VWF4	FHLB Note 1.125% Due 03/10/2017	04/24/2012 04/25/2012 2,485,000.00	2,486,555.61 0.00 0.00 2,486,401.54	3,960.47 0.00 6,290.16 2,329.69	0.00 154.07 (154.07) 2,175.62	0.00 2,175.62
313379DD8	FHLB Note 1% Due 06/21/2017	12/27/2012 12/28/2012 1,500,000.00	1,504,676.19 0.00 0.00 1,504,327.72	5,416.67 0.00 6,666.67 1,250.00	0.00 348.47 (348.47) 901.53	0.00 901.53
313379VE6	FHLB Note 1.01% Due 06/19/2017	07/26/2012 07/27/2012 665,000.00	666,407.35 0.00 0.00 666,301.96	2,462.72 0.00 3,022.43 559.71	0.00 105.39 (105.39) 454.32	0.00 454.32



Income Earned
4/30/16 Thru 5/31/16

CUSIP	Security Description	Trade Date Settle Date Units	Book Value: Begin Book Value: Acq Book Value: Disp Book Value: End	Prior Accrued Inc. Received Ending Accrued Total Interest	Accr. Of Discount Amort. Of Premium Net Accret/Amort Income Earned	Unreal G/L Total Income
3133EAY28	FFCB Note 0.83% Due 09/21/2017	Various Various 3,115,000.00	3,116,663.64 0.00 0.00 3,116,562.12	2,872.72 0.00 5,027.26 2,154.54	0.00 101.52 (101.52) 2,053.02	0.00 0.00 2,053.02
3135G0D75	FNMA Note 1.5% Due 06/22/2020	Various Various 6,400,000.00	6,339,486.64 0.00 0.00 6,340,726.50	34,400.00 0.00 42,400.00 8,000.00	1,324.52 84.66 1,239.86 9,239.86	0.00 0.00 0.00 9,239.86
3135G0E33	FNMA Note 1.125% Due 07/20/2018	Various Various 5,300,000.00	5,295,942.55 0.00 0.00 5,296,097.84	16,728.14 0.00 21,696.89 4,968.75	164.85 9.56 155.29 5,124.04	0.00 0.00 0.00 5,124.04
3135G0F73	FNMA Note 1.5% Due 11/30/2020	Various Various 6,400,000.00	6,297,086.00 0.00 0.00 6,298,991.81	40,266.67 48,000.00 266.67 8,000.00	1,942.21 36.40 1,905.81 9,905.81	0.00 0.00 0.00 9,905.81
3135G0J20	FNMA Note 1.375% Due 02/26/2021	02/26/2016 02/29/2016 6,400,000.00	6,388,624.28 0.00 0.00 6,388,824.42	15,888.89 0.00 23,222.22 7,333.33	200.14 0.00 200.14 7,533.47	0.00 0.00 0.00 7,533.47
3135G0MZ3	FNMA Note 0.875% Due 08/28/2017	Various Various 4,500,000.00	5,287,749.96 0.00 798,246.45 4,490,265.21	8,115.63 1,711.11 10,171.87 3,767.35	846.00 84.30 761.70 4,529.05	0.00 0.00 0.00 4,529.05
3135G0RT2	FNMA Note 0.875% Due 12/20/2017	Various Various 5,350,000.00	5,345,451.88 0.00 0.00 5,345,687.65	17,034.55 0.00 20,935.59 3,901.04	235.77 0.00 235.77 4,136.81	0.00 0.00 0.00 4,136.81
3135G0WJ8	FNMA Note 0.875% Due 05/21/2018	Various Various 5,300,000.00	5,254,469.88 0.00 0.00 5,256,361.79	20,611.11 23,187.50 1,288.20 3,864.59	1,881.91 0.00 1,881.91 5,746.50	0.00 0.00 0.00 5,746.50
3135G0YT4	FNMA Note 1.625% Due 11/27/2018	Various Various 3,750,000.00	3,745,998.02 0.00 0.00 3,746,130.00	26,067.71 30,468.75 677.08 5,078.12	194.81 62.83 131.98 5,210.10	0.00 0.00 0.00 5,210.10
3135G0ZA4	FNMA Note 1.875% Due 02/19/2019	Various Various 3,700,000.00	3,716,204.82 0.00 0.00 3,715,714.25	13,875.00 0.00 19,656.25 5,781.25	0.00 490.57 (490.57) 5,290.68	0.00 0.00 0.00 5,290.68
3135G0ZE6	FNMA Note 1.75% Due 06/20/2019	Various Various 5,300,000.00	5,330,378.28 0.00 0.00 5,329,555.80	33,750.70 0.00 41,479.86 7,729.16	0.00 822.48 (822.48) 6,906.68	0.00 0.00 0.00 6,906.68



CUSIP	Security Description	Trade Date Settle Date Units	Book Value: Begin Book Value: Acq Book Value: Disp Book Value: End	Prior Accrued Inc. Received Ending Accrued Total Interest	Accr. Of Discount Amort. Of Premium Net Accret/Amort Income Earned	Unreal G/L Total Income
3135G0ZG1	FNMA Note 1.75% Due 09/12/2019	Various Various 5,300,000.00	5,314,006.67 0.00 0.00 5,313,653.36	12,624.31 0.00 20,353.48 7,729.17	0.00 353.31 (353.31) 7,375.86	0.00 7,375.86
3137EADG1	FHLMC Note 1.75% Due 05/30/2019	Various Various 5,275,000.00	5,295,708.09 0.00 0.00 5,295,136.96	38,719.97 46,156.25 256.43 7,692.71	17.53 588.66 (571.13) 7,121.58	0.00 7,121.58
3137EADH9	FHLMC Note 1% Due 06/29/2017	Various Various 2,600,000.00	2,600,694.49 0.00 0.00 2,600,643.72	8,811.11 0.00 10,977.79 2,166.68	118.36 169.13 (50.77) 2,115.91	0.00 2,115.91
3137EADJ5	FHLMC Note 1% Due 07/28/2017	Various Various 3,350,000.00	3,356,884.34 0.00 0.00 3,356,413.22	8,654.17 0.00 11,445.83 2,791.66	0.00 471.12 (471.12) 2,320.54	0.00 2,320.54
3137EADK2	FHLMC Note 1.25% Due 08/01/2019	Various Various 5,400,000.00	5,318,899.19 0.00 0.00 5,321,017.25	16,875.00 0.00 22,500.00 5,625.00	2,118.06 0.00 2,118.06 7,743.06	0.00 7,743.06
3137EADL0	FHLMC Note 1% Due 09/29/2017	Various Various 4,000,000.00	3,991,848.05 0.00 0.00 3,992,337.80	3,555.55 0.00 6,888.89 3,333.34	489.75 0.00 489.75 3,823.09	0.00 3,823.09
3137EADM8	FHLMC Note 1.25% Due 10/02/2019	Various Various 5,350,000.00	5,268,884.28 0.00 0.00 5,270,897.55	5,387.15 0.00 10,960.07 5,572.92	2,013.27 0.00 2,013.27 7,586.19	0.00 7,586.19
3137EADN6	FHLMC Note 0.75% Due 01/12/2018	07/28/2015 07/29/2015 5,800,000.00	5,781,457.55 0.00 0.00 5,782,383.18	13,170.83 0.00 16,795.83 3,625.00	925.63 0.00 925.63 4,550.63	0.00 4,550.63
3137EADP1	FHLMC Note 0.875% Due 03/07/2018	Various Various 3,200,000.00	3,174,547.54 0.00 0.00 3,175,716.47	4,200.00 0.00 6,533.34 2,333.34	1,168.93 0.00 1,168.93 3,502.27	0.00 3,502.27
3137EADR7	FHLMC Note 1.375% Due 05/01/2020	08/26/2015 08/27/2015 2,200,000.00	2,184,638.04 0.00 0.00 2,184,964.00	15,125.00 15,125.00 2,520.83 2,520.83	325.96 0.00 325.96 2,846.79	0.00 2,846.79
36962G7G3	General Electric Capital Corp Note 2.3% Due 01/14/2019	Various Various 3,510,000.00	3,530,150.14 0.00 0.00 3,529,517.88	23,994.75 0.00 30,722.25 6,727.50	33.67 665.93 (632.26) 6,095.24	0.00 6,095.24



Income Earned
4/30/16 Thru 5/31/16

CUSIP	Security Description	Trade Date Settle Date Units	Book Value: Begin Book Value: Acq Book Value: Disp Book Value: End	Prior Accrued Inc. Received Ending Accrued Total Interest	Accr. Of Discount Amort. Of Premium Net Accret/Amort Income Earned	Unreal G/L Total Income
38259PAC6	Google Inc Note Due 05/19/2016	11/15/2012 11/20/2012 0.00	1,150,767.17 0.00 1,150,000.00 0.00	10,996.88 12,218.75 0.00 1,221.87	0.00 767.17 (767.17) 454.70	0.00 0.00 454.70
40428HPPH9	HSBC USA Inc Note 1.625% Due 01/16/2018	Various Various 3,600,000.00	3,592,914.61 0.00 0.00 3,593,266.04	17,062.51 0.00 21,937.51 4,875.00	351.43 0.00 351.43 5,226.43	0.00 0.00 0.00 5,226.43
43813JAC9	Honda Auto Receivables 2014-1 A3 0.67% Due 11/21/2017	Various Various 1,166,633.99	1,335,161.37 0.00 169,727.32 1,165,725.23	248.71 746.13 217.12 714.54	291.18 0.00 291.18 1,005.72	0.00 0.00 0.00 1,005.72
43813NAC0	Honda Auto Receivables 2015-2 A3 1.04% Due 02/21/2019	Various Various 3,115,000.00	3,112,171.20 0.00 0.00 3,112,256.66	899.89 2,699.67 899.89 2,699.67	85.46 0.00 85.46 2,785.13	0.00 0.00 0.00 2,785.13
43814GAC4	Honda Auto Receivables 2014-2 A3 0.77% Due 03/19/2018	05/13/2014 05/21/2014 899,783.53	987,920.90 0.00 88,178.88 899,748.80	274.71 633.94 250.19 609.42	6.78 0.00 6.78 616.20	6.78 0.00 6.78 616.20
43814HAC2	Honda Auto Receivables 2014-3 A3 0.88% Due 06/15/2018	08/12/2014 08/20/2014 1,275,183.76	1,385,544.23 0.00 110,471.42 1,275,088.84	541.95 1,016.15 498.74 972.94	16.03 0.00 16.03 988.97	16.03 0.00 16.03 988.97
43814QAC2	Honda Auto Receivables 2016-2 A3 1.39% Due 04/15/2020	05/24/2016 05/31/2016 1,770,000.00	0.00 1,769,965.66 0.00 1,769,965.68	0.00 0.00 68.34 68.34	0.02 0.00 0.02 68.36	0.00 0.00 0.00 68.36
458140AL4	Intel Corp Note 1.35% Due 12/15/2017	Various Various 2,500,000.00	2,501,557.17 0.00 0.00 2,501,475.76	12,750.00 0.00 15,562.50 2,812.50	6.04 87.45 (81.41) 2,731.09	6.04 87.45 (81.41) 2,731.09
459200HZ7	IBM Corp Note 1.125% Due 02/06/2018	Various Various 3,440,000.00	3,432,087.49 0.00 0.00 3,432,467.19	9,137.50 0.00 12,362.50 3,225.00	379.70 0.00 379.70 3,604.70	379.70 0.00 379.70 3,604.70
477877AD6	John Deere Owner Trust 2014-B A3 1.07% Due 11/15/2018	Various Various 2,984,640.19	3,059,949.77 0.00 75,359.81 2,984,593.89	1,455.20 2,728.50 1,419.37 2,692.67	46.20 42.27 3.93 2,696.60	46.20 42.27 3.93 2,696.60
477879AC4	John Deere Owner Trust 2013-B A3 0.87% Due 08/15/2017	08/27/2013 09/04/2013 77,948.54	119,027.54 0.00 41,084.30 77,945.29	46.03 86.30 30.14 70.41	2.05 0.00 2.05 72.46	2.05 0.00 2.05 72.46



CUSIP	Security Description	Trade Date Settle Date Units	Book Value: Begin Book Value: Acq Book Value: Disp Book Value: End	Prior Accrued Inc. Received Ending Accrued Total Interest	Accr. Of Discount Amort. Of Premium Net Accret/Amort Income Earned	Unreal G/L Total Income
47787VAC5	John Deere Owner Trust 2014-A A3 0.92% Due 04/16/2018	Various Various 1,309,075.56	1,468,932.56 0.00 159,819.75 1,309,105.81	600.61 1,126.15 535.26 1,060.80	12.45 19.45 (7.00) 1,053.80	0.00 1,053.80
47788MAC4	John Deere Owner Trust 2016-A A3 1.36% Due 04/15/2020	02/23/2016 03/02/2016 2,450,000.00	2,449,629.74 0.00 0.00 2,449,637.69	1,480.89 2,776.67 1,480.89 2,776.67	7.95 0.00 7.95 2,784.62	0.00 2,784.62
594918BG8	Microsoft Callable Note Cont. 10/03/20 2% Due 11/03/2020	10/29/2015 11/03/2015 1,515,000.00	1,513,907.41 0.00 0.00 1,513,927.97	14,981.67 15,150.00 2,356.67 2,525.00	20.56 0.00 20.56 2,545.56	0.00 0.00 0.00 2,545.56
674599CB9	Occidental Petroleum Note Due 02/15/2017	Various Various 0.00	3,340,234.52 0.00 3,340,024.38 0.00	12,284.03 12,930.93 0.00 646.90	0.00 210.14 (210.14) 436.76	0.00 0.00 0.00 436.76
68389XAN5	Oracle Corp Note 1.2% Due 10/15/2017	Various Various 2,375,000.00	2,366,814.64 0.00 0.00 2,367,291.60	1,266.66 0.00 3,641.66 2,375.00	476.96 0.00 476.96 2,851.96	0.00 0.00 0.00 2,851.96
69371RK54	Paccar Financial Corp Note 1.6% Due 03/15/2017	03/10/2015 03/13/2015 830,000.00	833,690.84 0.00 0.00 833,331.04	1,696.89 0.00 2,803.56 1,106.67	0.00 359.80 (359.80) 746.87	0.00 0.00 0.00 746.87
713448CR7	PepsiCo Inc Note 1.25% Due 04/30/2018	Various Various 2,520,000.00	2,518,349.00 0.00 0.00 2,518,419.21	87.50 0.00 2,712.51 2,625.01	70.21 0.00 70.21 2,695.22	0.00 0.00 0.00 2,695.22
717081DJ9	Pfizer Inc. Note 1.1% Due 05/15/2017	05/12/2014 05/15/2014 685,000.00	684,791.55 0.00 0.00 684,808.60	3,474.47 3,767.50 334.89 627.92	17.05 0.00 17.05 644.97	0.00 0.00 0.00 644.97
74005PBH6	Praxair Note 1.25% Due 11/07/2018	Various Various 2,990,000.00	2,960,963.87 0.00 0.00 2,961,942.27	18,064.59 18,687.50 2,491.66 3,114.57	978.40 0.00 978.40 4,092.97	0.00 0.00 0.00 4,092.97
747525AD5	Qualcomm Inc Note 2.25% Due 05/20/2020	Various Various 3,675,000.00	3,647,155.62 0.00 0.00 3,647,738.84	36,979.68 41,343.75 2,526.57 6,890.64	583.22 0.00 583.22 7,473.86	0.00 0.00 0.00 7,473.86
808513AK1	Charles Schwab Corp Callable Note Cont 2/10/2018 1.5% Due 03/10/2018	Various Various 3,635,000.00	3,639,633.98 0.00 0.00 3,639,422.12	7,724.38 0.00 12,268.13 4,543.75	3.70 215.56 (211.86) 4,331.89	0.00 0.00 0.00 4,331.89



CUSIP	Security Description	Trade Date Settle Date Units	Book Value: Begin Book Value: Acq Book Value: Disp Book Value: End	Prior Accrued Inc. Received Ending Accrued Total Interest	Accr. Of Discount Amort. Of Premium Net Accret/Amort Income Earned	Unreal G/L Total Income
857477AV5	State Street Bank Note 1.95% Due 05/19/2021	05/16/2016 05/19/2016 2,230,000.00	0.00 2,228,840.40 0.00 2,228,848.66	0.00 0.00 1,449.50 1,449.50	8.26 0.00 8.26 1,457.76	0.00 0.00 0.00 1,457.76
880591EQ1	Tennessee Valley Authority Note 1.75% Due 10/15/2018	Various Various 3,775,000.00	3,789,629.93 0.00 0.00 3,789,124.32	2,936.12 0.00 8,441.33 5,505.21	0.00 505.61 (505.61) 4,999.60	0.00 0.00 0.00 4,999.60
89231MAC9	Toyota Auto Receivables Owner 2014-A 0.67% Due 12/15/2017	Various Various 911,039.46	1,025,628.64 0.00 114,702.92 910,950.44	305.44 572.71 271.28 538.55	24.72 0.00 24.72 563.27	0.00 0.00 0.00 563.27
89231TAB6	Toyota Auto Receivables Owner 2015-C 0.92% Due 02/15/2018	08/18/2015 08/26/2015 1,503,105.31	1,666,801.63 0.00 163,793.43 1,503,021.89	681.58 1,277.96 614.60 1,210.98	13.69 0.00 13.69 1,224.67	0.00 0.00 0.00 1,224.67
89236TCA1	Toyota Motor Credit Corp Note 1.45% Due 01/12/2018	Various Various 2,955,000.00	2,958,657.99 0.00 0.00 2,958,475.40	12,973.27 0.00 16,543.89 3,570.62	25.38 207.97 (182.59) 3,388.03	0.00 0.00 0.00 3,388.03
89236WAC2	Toyota Auto Receivables Owner 2015-A 1.12% Due 02/15/2019	Various Various 2,540,000.00	2,538,615.83 0.00 0.00 2,538,681.34	1,264.35 2,370.67 1,264.35 2,370.67	65.51 0.00 65.51 2,436.18	0.00 0.00 0.00 2,436.18
91159HHE3	US Bancorp Callable Note Cont 10/15/2018 1.95% Due 11/15/2018	02/12/2014 02/18/2014 265,000.00	265,296.43 0.00 0.00 265,286.19	2,382.79 2,583.75 229.67 430.63	0.00 10.24 (10.24) 420.39	0.00 0.00 0.00 420.39
91159HH6	US Bancorp Callable Note Cont 3/25/2019 2.2% Due 04/25/2019	Various Various 4,025,000.00	4,054,250.67 0.00 0.00 4,053,392.45	1,475.83 0.00 8,855.00 7,379.17	39.46 897.68 (858.22) 6,520.95	0.00 0.00 0.00 6,520.95
912828B90	US Treasury Note 2% Due 02/28/2021	04/26/2016 04/28/2016 6,000,000.00	6,168,249.60 0.00 0.00 6,165,292.83	20,217.39 0.00 30,326.09 10,108.70	0.00 2,956.77 (2,956.77) 7,151.93	0.00 0.00 0.00 7,151.93
912828J84	US Treasury Note 1.375% Due 03/31/2020	Various Various 6,350,000.00	6,362,420.72 0.00 0.00 6,362,151.45	7,395.32 0.00 14,790.65 7,395.33	225.42 494.69 (269.27) 7,126.06	0.00 0.00 0.00 7,126.06
912828K66	US Treasury Note 0.5% Due 04/30/2017	06/19/2015 06/19/2015 3,800,000.00	4,395,690.05 0.00 599,439.73 3,796,594.77	59.78 146.74 1,652.17 1,739.13	344.45 0.00 344.45 2,083.58	0.00 0.00 0.00 2,083.58



Income Earned
4/30/16 Thru 5/31/16

CUSIP	Security Description	Trade Date Settle Date Units	Book Value: Begin Book Value: Acq Book Value: Disp Book Value: End	Prior Accrued Inc. Received Ending Accrued Total Interest	Accr. Of Discount Amort. Of Premium Net Accret/Amort Income Earned	Unreal G/L Total Income
912828L32	US Treasury Note 1.375% Due 08/31/2020	Various Various 6,700,000.00	6,703,817.40 0.00 0.00 6,703,742.64	15,521.06 0.00 23,281.59 7,760.53	25.72 100.48 (74.76) 7,685.77	0.00 7,685.77
912828L99	US Treasury Note 1.375% Due 10/31/2020	11/23/2015 11/24/2015 6,000,000.00	5,914,322.10 0.00 0.00 5,915,937.68	224.18 0.00 7,173.91 6,949.73	1,615.58 0.00 1,615.58 8,565.31	0.00 8,565.31
912828N89	US Treasury Note 1.375% Due 01/31/2021	03/09/2016 03/11/2016 3,750,000.00	3,746,454.62 0.00 0.00 3,746,517.93	12,890.63 0.00 17,281.94 4,391.31	63.31 0.00 63.31 4,454.62	0.00 4,454.62
912828SD3	US Treasury Note 1.25% Due 01/31/2019	Various Various 5,350,000.00	5,319,510.88 0.00 0.00 5,320,451.35	16,718.75 0.00 22,414.15 5,695.40	940.47 0.00 940.47 6,635.87	0.00 6,635.87
912828ST8	US Treasury Note 1.25% Due 04/30/2019	Various Various 5,350,000.00	5,295,888.26 0.00 0.00 5,297,421.59	181.73 0.00 5,815.22 5,633.49	1,533.33 0.00 1,533.33 7,166.82	0.00 7,166.82
912828TG5	US Treasury Note 0.5% Due 07/31/2017	Various Various 6,800,000.00	6,782,939.56 0.00 0.00 6,784,099.38	8,500.00 0.00 11,395.61 2,895.61	1,159.82 0.00 1,159.82 4,055.43	0.00 4,055.43
912828TH3	US Treasury Note 0.875% Due 07/31/2019	03/01/2016 03/02/2016 6,700,000.00	6,656,176.97 0.00 0.00 6,657,322.43	14,656.25 0.00 19,649.04 4,992.79	1,145.46 0.00 1,145.46 6,138.25	0.00 6,138.25
912828TM2	US Treasury Note 0.625% Due 08/31/2017	Various Various 6,800,000.00	6,788,463.83 0.00 0.00 6,789,198.16	7,150.32 0.00 10,740.50 3,580.18	737.14 2.81 734.33 4,314.51	0.00 4,314.51
912828UB4	US Treasury Note 1% Due 11/30/2019	Various Various 6,475,000.00	6,350,677.53 0.00 0.00 6,353,624.02	27,067.63 32,375.00 176.90 5,484.27	2,946.49 0.00 2,946.49 8,430.76	0.00 8,430.76
912828UQ1	US Treasury Note 1.25% Due 02/29/2020	Various Various 5,925,000.00	5,857,379.27 0.00 0.00 5,858,877.66	12,477.92 0.00 18,716.88 6,238.96	1,498.39 0.00 1,498.39 7,737.35	0.00 7,737.35
912828VF4	US Treasury Note 1.375% Due 05/31/2020	Various Various 5,925,000.00	5,866,492.65 0.00 0.00 5,867,709.11	34,056.61 40,734.38 222.59 6,900.36	1,216.46 0.00 1,216.46 8,116.82	0.00 8,116.82



Income Earned
4/30/16 Thru 5/31/16


CUSIP	Security Description	Trade Date Settle Date Units	Book Value: Begin Book Value: Acq Book Value: Disp Book Value: End	Prior Accrued Inc. Received Ending Accrued Total Interest	Accr. Of Discount Amort. Of Premium Net Accret/Amort Income Earned	Unreal G/L Total Income
912828WDB	US Treasury Note 1.25% Due 10/31/2018	Various Various 4,350,000.00	4,328,136.72 0.00 0.00 4,328,879.07	147.76 0.00 4,728.26 4,580.50	742.35 0.00 742.35 5,322.85	0.00 5,322.85
913017BU2	United Tech Corp Note 1.8% Due 06/01/2017	Various Various 3,120,000.00	3,144,510.58 0.00 0.00 3,142,591.82	23,400.00 0.00 28,080.00 4,680.00	1.75 1,920.51 (1,918.76) 2,761.24	0.00 2,761.24
931142DF7	Wal-Mart Stores Note 1.125% Due 04/11/2018	04/04/2013 04/11/2013 1,045,000.00	1,044,626.18 0.00 0.00 1,044,642.50	653.13 0.00 1,632.81 979.68	16.32 0.00 16.32 996.00	0.00 996.00
94974BGF1	Wells Fargo Corp Note 2.15% Due 01/30/2020	Various Various 3,660,000.00	3,646,677.33 0.00 0.00 3,646,979.02	19,891.08 0.00 26,448.57 6,557.49	301.69 0.00 301.69 6,859.18	0.00 6,859.18
TOTAL Fixed Income		313,590,410.34	312,609,006.44 7,130,763.40 6,810,848.39 312,946,793.44	930,756.25 381,762.74 891,368.39 342,374.88	34,322.88 16,450.89 17,871.99 350,246.87	0.00 360,246.87
Cash & Equivalent						
06538BFQ1	Bank of Tokyo Mitsubishi NY Discount CP 0.7% Due 06/24/2016	02/25/2016 02/26/2016 6,440,000.00	6,433,238.00 0.00 0.00 6,437,119.89	0.00 0.00 0.00 0.00	3,881.89 0.00 3,881.89 3,881.89	0.00 3,881.89
60934N104	Federated Prime Value Oblig GOVT OBLIG MMF	04/15/2016 04/15/2016 263,239.69	200,947.78 76,879.58 14,587.67 263,239.69	0.00 229.13 0.00 229.13	0.00 0.00 0.00 229.13	0.00 229.13
94975P405	Wells Fargo Adv Govt #1751 Money Market Fund	Various Various 46,550,644.62	58,006,858.75 0.00 11,456,214.13 46,550,644.62	0.00 0.00 0.00 0.00	3,881.89 0.00 3,881.89 4,111.02	0.00 4,111.02
TOTAL Cash & Equivalent		53,253,884.31	64,641,044.53 76,879.58 11,470,801.80 53,251,004.20	0.00 229.13 0.00 229.13	3,881.89 0.00 3,881.89 4,111.02	0.00 4,111.02



CUSIP	Security Description	Trade Date Settle Date Units	Book Value: Begin Book Value: Acq Book Value: Disp Book Value: End	Prior Accrued Inc. Received Ending Accrued Total Interest	Accr. Of Discount Amort. Of Premium Net Accret/Amort Income Earned	Unreal G/L Total Income
Local Agency Investment Fund						
90LAIF\$00	Local Agency Investment Fund State Pool	Various Various 64,935,974.74	50,035,974.74 14,900,000.00 0.00 64,935,974.74	21,822.74 0.00 58,520.98 36,698.24	0.00 0.00 0.00 36,698.24	0.00 0.00 0.00 36,698.24
	TOTAL Local Agency Investment Fund	64,935,974.74	50,035,974.74 14,900,000.00 0.00 64,935,974.74	21,822.74 0.00 58,520.98 36,698.24	0.00 0.00 0.00 36,698.24	0.00 0.00 0.00 36,698.24
TOTAL PORTFOLIO						
		431,780,269.39	427,286,025.71 22,107,642.98 18,281,650.19 431,133,772.38	952,578.99 381,991.87 949,889.37 379,302.25	38,204.77 16,450.89 21,753.88 401,056.13	0.00 0.00 0.00 401,056.13



Payment Date	Transaction Type	CUSIP	Quantity	Security Description	Principal Amount	Income	Total Amount
06/01/2016	Interest	913017BU2	3,120,000.00	United Tech Corp Note 1.8% Due 6/1/2017	0.00	28,080.00	28,080.00
06/05/2016	Interest	166764AA8	1,550,000.00	Chevron Corp Callable Note Cont 11/5/17 1.104% Due 12/5/2017	0.00	8,556.00	8,556.00
06/11/2016	Interest	02865WAQ4	1,665,000.00	American Honda Finance Note 1.55% Due 12/11/2017	0.00	12,903.75	12,903.75
06/13/2016	Interest	24422ESF7	565,000.00	John Deere Capital Corp Note 1.95% Due 12/13/2018	0.00	5,508.75	5,508.75
06/14/2016	Interest	313376BR5	2,500,000.00	FHLB Note 1.75% Due 12/14/2018	0.00	21,875.00	21,875.00
06/15/2016	Interest	458140AL4	2,500,000.00	Intel Corp Note 1.35% Due 12/15/2017	0.00	16,875.00	16,875.00
06/15/2016	Paydown	89231MAC9	911,039.46	Toyota Auto Receivables Owner 2014-A 0.67% Due 12/15/2017	117,143.99	508.67	117,652.66
06/15/2016	Paydown	161571GC2	2,545,000.00	Chase CHAIT Pool #2013-A8 1.01% Due 10/15/2018	0.00	2,142.04	2,142.04
06/15/2016	Paydown	43814QAC2	1,770,000.00	Honda Auto Receivables 2016-2 A3 1.39% Due 4/15/2020	36,665.55	1,025.13	37,690.68
06/15/2016	Paydown	43814HAC2	1,275,183.76	Honda Auto Receivables 2014-3 A3 0.88% Due 6/15/2018	101,928.23	936.13	102,863.36
06/15/2016	Paydown	477877AD6	2,984,640.19	John Deere Owner Trust 2014-B A3 1.07% Due 11/15/2018	210,573.83	2,661.31	213,235.14
06/15/2016	Paydown	477879AC4	77,948.54	John Deere Owner Trust 2013-B A3 0.87% Due 8/15/2017	5,161.83	56.51	5,218.34
06/15/2016	Paydown	47787VAC5	1,309,075.56	John Deere Owner Trust 2014-A A3 0.92% Due 4/16/2018	140,629.57	1,003.62	141,633.19
06/15/2016	Paydown	47788MAC4	2,450,000.00	John Deere Owner Trust 2016-A A3 1.36% Due 4/15/2020	0.00	2,776.67	2,776.67
06/15/2016	Paydown	89231TAB6	1,503,105.31	Toyota Auto Receivables Owner 2015-C 0.92% Due 2/15/2018	98,743.84	1,152.38	99,896.22
06/15/2016	Paydown	89236WAC2	2,540,000.00	Toyota Auto Receivables Owner 2015-A 1.12% Due 2/15/2019	151,901.68	2,370.67	154,272.35
06/18/2016	Paydown	43814GAC4	899,783.53	Honda Auto Receivables 2014-2 A3 0.77% Due 3/19/2018	90,305.26	577.36	90,882.62
06/19/2016	Interest	313379VE6	665,000.00	FHLB Note 1.01% Due 6/19/2017	0.00	3,358.25	3,358.25
06/20/2016	Interest	3135G0RT2	5,350,000.00	FNMA Note 0.875% Due 12/20/2017	0.00	23,406.25	23,406.25
06/20/2016	Interest	3135G0ZE6	5,300,000.00	FNMA Note 1.75% Due 6/20/2019	0.00	46,375.00	46,375.00




Payment Date	Transaction Type	CUSIP	Quantity	Security Description	Principal Amount	Income	Total Amount
06/21/2016	Interest	313379DD8	1,500,000.00	FHLB Note 1% Due 6/21/2017	0.00	7,500.00	7,500.00
06/21/2016	Paydown	43813JAC9	1,166,633.99	Honda Auto Receivables 2014-1 A3 0.67% Due 11/21/2017	166,116.98	651.37	166,768.35
06/21/2016	Paydown	43813NAC0	3,115,000.00	Honda Auto Receivables 2015-2 A3 1.04% Due 2/21/2019	128,249.05	2,699.66	130,948.71
06/22/2016	Interest	3135G0D75	6,400,000.00	FNMA Note 1.5% Due 6/22/2020	0.00	48,000.00	48,000.00
06/24/2016	Maturity	06538BFQ1	6,440,000.00	Bank of Tokyo Mitsubishi NY Discount CP 0.7% Due 6/24/2016	6,440,000.00	0.00	6,440,000.00
06/29/2016	Interest	3137EADH9	2,600,000.00	FHLMC Note 1% Due 6/29/2017	0.00	13,000.00	13,000.00
Jun 2016					7,687,419.81	253,998.52	7,941,418.33
07/12/2016	Interest	89236TCA1	2,955,000.00	Toyota Motor Credit Corp Note 1.45% Due 1/12/2018	0.00	21,423.75	21,423.75
07/12/2016	Interest	3137EADN6	5,800,000.00	FHLMC Note 0.75% Due 1/12/2018	0.00	21,750.00	21,750.00
07/13/2016	Interest	24422ERL5	910,000.00	John Deere Capital Corp Note 2% Due 1/13/2017	0.00	9,100.00	9,100.00
07/14/2016	Interest	36962G7G3	3,510,000.00	General Electric Capital Corp Note 2.3% Due 1/14/2019	0.00	40,365.00	40,365.00
07/15/2016	Dividend	90LAIF\$00	12,129,887.74	Local Agency Investment Fund State Pool	0.00	14,034.67	14,034.67
07/15/2016	Paydown	43814HAC2	1,275,183.76	Honda Auto Receivables 2014-3 A3 0.88% Due 6/15/2018	100,473.44	860.39	101,333.83
07/15/2016	Paydown	477877AD6	2,984,640.19	John Deere Owner Trust 2014-B A3 1.07% Due 11/15/2018	205,354.25	2,473.55	207,827.80
07/15/2016	Paydown	89231MAC9	911,039.46	Toyota Auto Receivables Owner 2014-A 0.67% Due 12/15/2017	113,175.39	443.25	113,618.64
07/15/2016	Paydown	89231TAB6	1,503,105.31	Toyota Auto Receivables Owner 2015-C 0.92% Due 2/15/2018	96,041.98	1,076.68	97,118.66
07/15/2016	Paydown	89236WAC2	2,540,000.00	Toyota Auto Receivables Owner 2015-A 1.12% Due 2/15/2019	148,829.46	2,228.89	151,058.35
07/15/2016	Paydown	161571GC2	2,545,000.00	Chase CHAIT Pool #2013-A8 1.01% Due 10/15/2018	0.00	2,142.04	2,142.04
07/15/2016	Paydown	43814QAC2	1,770,000.00	Honda Auto Receivables 2016-2 A3 1.39% Due 4/15/2020	36,708.02	2,007.78	38,715.80
07/15/2016	Paydown	477879AC4	77,948.54	John Deere Owner Trust 2013-B A3 0.87% Due 8/15/2017	5,166.77	52.77	5,219.54
07/15/2016	Paydown	47787VAC5	1,309,075.56	John Deere Owner Trust 2014-A A3 0.92% Due 4/16/2018	136,320.04	895.80	137,215.84



Cash Flow Report

From 05/31/2016

Payment Date	Transaction Type	CUSIP	Quantity	Security Description	Principal Amount	Income	Total Amount
07/15/2016	Paydown	47788MAC4	2,450,000.00	John Deere Owner Trust 2016-A A3 1.36% Due 4/15/2020	0.00	2,776.67	2,776.67
07/16/2016	Interest	40428HPH9	3,600,000.00	HSBC USA Inc Note 1.625% Due 1/16/2018	0.00	29,250.00	29,250.00
07/18/2016	Paydown	43814GAC4	899,783.53	Honda Auto Receivables 2014-2 A3 0.77% Due 3/19/2018	87,528.26	519.42	88,047.68
07/20/2016	Interest	3135G0E33	5,300,000.00	FNMA Note 1.125% Due 7/20/2018	0.00	29,812.50	29,812.50
07/21/2016	Paydown	43813JAC9	1,166,633.99	Honda Auto Receivables 2014-1 A3 0.67% Due 11/21/2017	166,298.32	558.62	166,856.94
07/21/2016	Paydown	43813NAC0	3,115,000.00	Honda Auto Receivables 2015-2 A3 1.04% Due 2/21/2019	126,162.02	2,588.52	128,750.54
07/28/2016	Interest	3137EADJ5	3,350,000.00	FHLMC Note 1% Due 7/28/2017	0.00	16,750.00	16,750.00
07/30/2016	Interest	94974BGF1	3,660,000.00	Wells Fargo Corp Note 2.15% Due 1/30/2020	0.00	39,345.00	39,345.00
07/31/2016	Interest	912828N89	3,750,000.00	US Treasury Note 1.375% Due 1/31/2021	0.00	25,781.25	25,781.25
07/31/2016	Interest	912828SD3	5,350,000.00	US Treasury Note 1.25% Due 1/31/2019	0.00	33,437.50	33,437.50
07/31/2016	Interest	912828TG5	6,800,000.00	US Treasury Note 0.5% Due 7/31/2017	0.00	17,000.00	17,000.00
07/31/2016	Interest	912828TH3	6,700,000.00	US Treasury Note 0.875% Due 7/31/2019	0.00	29,312.50	29,312.50
Jul 2016					1,222,057.95	345,986.55	1,568,044.50
08/01/2016	Interest	3137EADK2	5,400,000.00	FHLMC Note 1.25% Due 8/1/2019	0.00	33,750.00	33,750.00
08/06/2016	Interest	459200HZ7	3,440,000.00	IBM Corp Note 1.125% Due 2/6/2018	0.00	19,350.00	19,350.00
08/15/2016	Interest	22160KAG0	1,565,000.00	Costco Wholesale Corp Note 1.75% Due 2/15/2020	0.00	13,693.75	13,693.75
08/15/2016	Paydown	43814HAC2	1,275,183.76	Honda Auto Receivables 2014-3 A3 0.88% Due 6/15/2018	98,968.98	786.71	99,755.69
08/15/2016	Paydown	477877AD6	2,984,640.19	John Deere Owner Trust 2014-B A3 1.07% Due 11/15/2018	200,126.03	2,290.44	202,416.47
08/15/2016	Paydown	477879AC4	77,948.54	John Deere Owner Trust 2013-B A3 0.87% Due 8/15/2017	5,171.72	49.02	5,220.74
08/15/2016	Paydown	47787VAC5	1,309,075.56	John Deere Owner Trust 2014-A A3 0.92% Due 4/16/2018	132,005.51	791.29	132,796.80
08/15/2016	Paydown	47788MAC4	2,450,000.00	John Deere Owner Trust 2016-A A3 1.36% Due 4/15/2020	0.00	2,776.67	2,776.67




Cash Flow Report

From 05/31/2016

Payment Date	Transaction Type	CUSIP	Quantity	Security Description	Principal Amount	Income	Total Amount
08/15/2016	Paydown	89231TAB6	1,503,105.31	Toyota Auto Receivables Owner 2015-C 0.92% Due 2/15/2018	93,337.79	1,003.04	94,340.83
08/15/2016	Paydown	89236WAC2	2,540,000.00	Toyota Auto Receivables Owner 2015-A 1.12% Due 2/15/2019	145,753.67	2,089.98	147,843.65
08/15/2016	Paydown	161571GC2	2,545,000.00	Chase CHAIT Pool #2013-A8 1.01% Due 10/15/2018	0.00	2,142.04	2,142.04
08/15/2016	Paydown	43814QAC2	1,770,000.00	Honda Auto Receivables 2016-2 A3 1.39% Due 4/15/2020	36,750.54	1,965.26	38,715.80
08/15/2016	Paydown	89231MAC9	911,039.46	Toyota Auto Receivables Owner 2014-A 0.67% Due 12/15/2017	109,202.17	380.07	109,582.24
08/18/2016	Interest	3130A7CV5	6,450,000.00	FHLB Note 1.375% Due 2/18/2021	0.00	44,343.75	44,343.75
08/18/2016	Paydown	43814GAC4	899,783.53	Honda Auto Receivables 2014-2 A3 0.77% Due 3/19/2018	84,748.56	463.25	85,211.81
08/19/2016	Interest	3135G0ZA4	3,700,000.00	FNMA Note 1.875% Due 2/19/2019	0.00	34,687.50	34,687.50
08/21/2016	Paydown	43813JAC9	1,166,633.99	Honda Auto Receivables 2014-1 A3 0.67% Due 11/21/2017	166,479.87	465.77	166,945.64
08/21/2016	Paydown	43813NAC0	3,115,000.00	Honda Auto Receivables 2015-2 A3 1.04% Due 2/21/2019	124,072.24	2,479.18	126,551.42
08/26/2016	Interest	3135G0J20	6,400,000.00	FNMA Note 1.375% Due 2/26/2021	0.00	44,000.00	44,000.00
08/27/2016	Interest	3133787M7	1,240,000.00	FHLB Note 1.05% Due 2/27/2017	0.00	6,510.00	6,510.00
08/28/2016	Interest	3135G0MZ3	4,500,000.00	FNMA Note 0.875% Due 8/28/2017	0.00	19,687.50	19,687.50
08/31/2016	Interest	912828TM2	6,800,000.00	US Treasury Note 0.625% Due 8/31/2017	0.00	21,250.00	21,250.00
08/31/2016	Interest	912828B90	6,000,000.00	US Treasury Note 2% Due 2/28/2021	0.00	60,000.00	60,000.00
08/31/2016	Interest	912828L32	6,700,000.00	US Treasury Note 1.375% Due 8/31/2020	0.00	46,062.50	46,062.50
08/31/2016	Interest	912828UQ1	5,925,000.00	US Treasury Note 1.25% Due 2/29/2020	0.00	37,031.25	37,031.25
Aug 2016					1,196,617.08	398,048.97	1,594,666.05
09/01/2016	Interest	30231GAV4	4,493,000.00	Exxon Mobil Corp Callable Note Cont 2/1/2021 2.222% Due 3/1/2021	0.00	49,362.60	49,362.60
09/01/2016	Interest	17275RAR3	2,395,000.00	Cisco Systems Note 2.125% Due 3/1/2019	0.00	25,446.89	25,446.89
09/02/2016	Interest	166764AV2	1,350,000.00	Chevron Corp Note 1.365% Due 3/2/2018	0.00	9,213.75	9,213.75



Payment Date	Transaction Type	CUSIP	Quantity	Security Description	Principal Amount	Income	Total Amount
09/07/2016	Interest	3137EADP1	3,200,000.00	FHLMC Note 0.875% Due 3/7/2018	0.00	14,000.00	14,000.00
09/09/2016	Interest	313378A43	5,285,000.00	FHLB Note 1.375% Due 3/9/2018	0.00	36,334.38	36,334.38
09/10/2016	Interest	313378WF4	2,485,000.00	FHLB Note 1.125% Due 3/10/2017	0.00	13,978.13	13,978.13
09/10/2016	Interest	808513AK1	3,635,000.00	Charles Schwab Corp Callable Note Cont 2/10/2018 1.5% Due 3/10/2018	0.00	27,262.50	27,262.50
09/11/2016	Interest	06406HCW7	3,625,000.00	Bank of New York Callable Note Cont 8/11/2019 2.3% Due 9/11/2019	0.00	41,687.50	41,687.50
09/12/2016	Interest	3135G0ZG1	5,300,000.00	FNMA Note 1.75% Due 9/12/2019	0.00	46,375.00	46,375.00
09/15/2016	Interest	69371RK54	830,000.00	Paccar Financial Corp Note 1.6% Due 3/15/2017	0.00	6,640.00	6,640.00
09/15/2016	Paydown	161571GC2	2,545,000.00	Chase CHATT Pool #2013-A8 1.01% Due 10/15/2018	0.00	2,142.04	2,142.04
09/15/2016	Paydown	477879AC4	77,948.54	John Deere Owner Trust 2013-B A3 0.87% Due 8/15/2017	5,176.67	45.27	5,221.94
09/15/2016	Paydown	47787VAC5	1,308,075.56	John Deere Owner Trust 2014-A A3 0.92% Due 4/16/2018	127,685.98	690.10	128,376.08
09/15/2016	Paydown	47788MAC4	2,450,000.00	John Deere Owner Trust 2016-A A3 1.36% Due 4/15/2020	0.00	2,776.67	2,776.67
09/15/2016	Paydown	43814HAC2	1,275,183.76	Honda Auto Receivables 2014-3 A3 0.88% Due 6/15/2018	97,413.56	714.13	98,127.69
09/15/2016	Paydown	43814QAC2	1,770,000.00	Honda Auto Receivables 2016-2 A3 1.39% Due 4/15/2020	36,793.11	1,922.69	38,715.80
09/15/2016	Paydown	477877AD6	2,984,640.19	John Deere Owner Trust 2014-B A3 1.07% Due 11/15/2018	194,889.14	2,112.00	197,001.14
09/15/2016	Paydown	89231MAC9	911,039.46	Toyota Auto Receivables Owner 2014-A 0.67% Due 12/15/2017	105,224.37	319.10	105,543.47
09/15/2016	Paydown	89231TAB6	1,503,105.31	Toyota Auto Receivables Owner 2015-C 0.92% Due 2/15/2018	90,631.24	931.49	91,562.73
09/15/2016	Paydown	89236WAC2	2,540,000.00	Toyota Auto Receivables Owner 2015-A 1.12% Due 2/15/2019	142,674.31	1,953.94	144,628.25
09/18/2016	Paydown	43814GAC4	899,783.53	Honda Auto Receivables 2014-2 A3 0.77% Due 3/19/2018	81,966.14	408.87	82,375.01
09/21/2016	Interest	3133EAY28	3,115,000.00	FFCB Note 0.833% Due 9/21/2017	0.00	12,927.25	12,927.25
09/21/2016	Paydown	43813JAC9	1,166,633.99	Honda Auto Receivables 2014-1 A3 0.67% Due 11/21/2017	166,661.60	372.82	167,034.42



**City of Stockton Consolidated
Account #10021**

Cash Flow Report
From 05/31/2016

Payment Date	Transaction Type	CUSIP	Quantity	Security Description	Principal Amount	Income	Total Amount
09/21/2016	Paydown	43813NAC0	3,115,000.00	Honda Auto Receivables 2015-2 A3 1.04% Due 2/21/2019	121,979.67	2,371.65	124,351.32
09/29/2016	Interest	3137EADL0	4,000,000.00	FHLMC Note 1% Due 9/29/2017	0.00	20,000.00	20,000.00
09/30/2016	Interest	912828J84	6,350,000.00	US Treasury Note 1.375% Due 3/31/2020	0.00	43,656.25	43,656.25
Sep 2016					1,171,095.79	363,645.02	1,534,740.81
10/02/2016	Interest	3137EADM8	5,350,000.00	FHLMC Note 1.25% Due 10/2/2019	0.00	33,437.50	33,437.50
10/10/2016	Interest	02665WAC5	1,950,000.00	American Honda Finance Note 2.125% Due 10/10/2018	0.00	20,718.76	20,718.76
10/11/2016	Interest	931142DF7	1,045,000.00	Wal-Mart Stores Note 1.125% Due 4/11/2018	0.00	5,878.13	5,878.13
10/15/2016	Interest	68389XAN5	2,375,000.00	Oracle Corp Note 1.2% Due 10/15/2017	0.00	14,250.00	14,250.00
10/15/2016	Interest	880591EQ1	3,775,000.00	Tennessee Valley Authority Note 1.75% Due 10/15/2018	0.00	33,031.25	33,031.25
10/15/2016	Paydown	89231MAC9	911,039.46	Toyota Auto Receivables Owner 2014-A 0.67% Due 12/15/2017	101,241.96	260.35	101,502.31
10/15/2016	Paydown	161571GC2	2,545,000.00	Chase CHAIT Pool #2013-A8 1.01% Due 10/15/2018	0.00	2,142.04	2,142.04
10/15/2016	Paydown	43814QAC2	1,770,000.00	Honda Auto Receivables 2016-2 A3 1.39% Due 4/15/2020	36,835.73	1,880.07	38,715.80
10/15/2016	Paydown	43814HAC2	1,275,183.76	Honda Auto Receivables 2014-3 A3 0.88% Due 6/15/2018	95,805.87	642.69	96,448.56
10/15/2016	Paydown	47787AD6	2,984,640.19	John Deere Owner Trust 2014-B A3 1.07% Due 11/15/2018	189,643.59	1,938.22	191,581.81
10/15/2016	Paydown	477879AC4	77,948.54	John Deere Owner Trust 2013-B A3 0.87% Due 8/15/2017	5,181.63	41.52	5,223.15
10/15/2016	Paydown	47787VAC5	1,309,075.56	John Deere Owner Trust 2014-A A3 0.92% Due 4/16/2018	123,361.46	592.20	123,953.66
10/15/2016	Paydown	47788MAC4	2,450,000.00	John Deere Owner Trust 2016-A A3 1.36% Due 4/15/2020	0.00	2,776.67	2,776.67
10/15/2016	Paydown	89231TAB6	1,503,105.31	Toyota Auto Receivables Owner 2015-C 0.92% Due 2/15/2018	87,922.36	862.00	88,784.36
10/15/2016	Paydown	89236WAC2	2,540,000.00	Toyota Auto Receivables Owner 2015-A 1.12% Due 2/15/2019	139,591.36	1,820.78	141,412.14
10/18/2016	Paydown	43814GAC4	899,783.53	Honda Auto Receivables 2014-2 A3 0.77% Due 3/19/2018	79,180.99	356.28	79,537.27
10/21/2016	Paydown	43813JAC9	1,166,633.99	Honda Auto Receivables 2014-1 A3 0.67% Due 11/21/2017	166,843.55	279.76	167,123.31



Payment Date	Transaction Type	CUSIP	Quantity	Security Description	Principal Amount	Income	Total Amount
10/21/2016	Paydown	43813NAC0	3,115,000.00	Honda Auto Receivables 2015-2 A3 1.04% Due 2/21/2019	119,884.31	2,265.94	122,150.25
10/25/2016	Interest	3130A4GJ5	5,335,000.00	FHLB Note 1.125% Due 4/25/2018	0.00	30,009.38	30,009.38
10/25/2016	Interest	91159HHH6	4,025,000.00	US Bancorp Callable Note Cont 3/25/2019 2.2% Due 4/25/2019	0.00	44,275.00	44,275.00
10/30/2016	Interest	713448CR7	2,520,000.00	PepsiCo Inc Note 1.25% Due 4/30/2018	0.00	15,750.00	15,750.00
10/31/2016	Interest	912828ST8	5,350,000.00	US Treasury Note 1.25% Due 4/30/2019	0.00	33,437.50	33,437.50
10/31/2016	Interest	912828WD8	4,350,000.00	US Treasury Note 1.25% Due 10/31/2018	0.00	27,187.50	27,187.50
10/31/2016	Interest	912828K66	3,800,000.00	US Treasury Note 0.5% Due 4/30/2017	0.00	9,500.00	9,500.00
10/31/2016	Interest	912828L99	6,000,000.00	US Treasury Note 1.375% Due 10/31/2020	0.00	41,250.00	41,250.00
Oct 2016					1,145,492.81	324,583.54	1,470,076.35
11/01/2016	Interest	3137EADR7	2,200,000.00	FHLMC Note 1.375% Due 5/1/2020	0.00	15,125.00	15,125.00
11/03/2016	Interest	037833AJ9	3,000,000.00	Apple Inc Note 1% Due 5/3/2018	0.00	15,000.00	15,000.00
11/03/2016	Interest	594918BG8	1,515,000.00	Microsoft Callable Note Cont. 10/03/20 2% Due 11/3/2020	0.00	15,150.00	15,150.00
11/07/2016	Interest	74006PBH6	2,990,000.00	Praxair Note 1.25% Due 11/7/2018	0.00	18,687.50	18,687.50
11/15/2016	Interest	717081DJ9	685,000.00	Pfizer Inc. Note 1.1% Due 5/15/2017	0.00	3,767.50	3,767.50
11/15/2016	Interest	91159HHE3	265,000.00	US Bancorp Callable Note Cont 10/15/2018 1.95% Due 11/15/2018	0.00	2,583.75	2,583.75
11/15/2016	Paydown	89231MAC9	911,039.46	Toyota Auto Receivables Owner 2014-A 0.67% Due 12/15/2017	97,254.95	203.82	97,458.77
11/15/2016	Paydown	89231TAB6	1,503,105.31	Toyota Auto Receivables Owner 2015-C 0.92% Due 2/15/2018	85,211.13	794.59	86,005.72
11/15/2016	Paydown	89236WAC2	2,540,000.00	Toyota Auto Receivables Owner 2015-A 1.12% Due 2/15/2019	136,504.84	1,690.50	138,195.34
11/15/2016	Paydown	43814HAC2	1,275,183.76	Honda Auto Receivables 2014-3 A3 0.88% Due 6/15/2018	94,144.55	572.44	94,716.99
11/15/2016	Paydown	43814QAC2	1,770,000.00	Honda Auto Receivables 2016-2 A3 1.39% Due 4/15/2020	36,878.40	1,837.40	38,715.80
11/15/2016	Paydown	477877AD6	2,984,640.19	John Deere Owner Trust 2014-B A3 1.07% Due 11/15/2018	184,389.37	1,769.11	186,158.48




Cash Flow Report

From 05/31/2016

Payment Date	Transaction Type	CUSIP	Quantity	Security Description	Principal Amount	Income	Total Amount
11/15/2016	Paydown	161571GC2	2,545,000.00	Chase CHAIT Pool #2013-A8 1.01% Due 10/15/2018	105,028.96	2,142.04	107,171.00
11/15/2016	Paydown	477879AC4	77,948.54	John Deere Owner Trust 2013-B A3 0.87% Due 8/15/2017	5,186.58	37.77	5,224.35
11/15/2016	Paydown	47787VAC5	1,309,075.56	John Deere Owner Trust 2014-A A3 0.92% Due 4/16/2018	119,031.93	497.62	119,529.55
11/15/2016	Paydown	47788MAC4	2,450,000.00	John Deere Owner Trust 2016-A A3 1.36% Due 4/15/2020	0.00	2,776.67	2,776.67
11/18/2016	Paydown	43814GAC4	899,783.53	Honda Auto Receivables 2014-2 A3 0.77% Due 3/19/2018	76,393.14	305.47	76,698.61
11/19/2016	Interest	857477AV5	2,230,000.00	State Street Bank Note 1.95% Due 5/19/2021	0.00	21,742.50	21,742.50
11/20/2016	Interest	747525AD5	3,675,000.00	Qualcomm Inc Note 2.25% Due 5/20/2020	0.00	41,343.75	41,343.75
11/21/2016	Interest	3135G0WJ8	5,300,000.00	FNMA Note 0.875% Due 5/21/2018	0.00	23,187.50	23,187.50
11/21/2016	Paydown	43813JAC9	1,166,633.99	Honda Auto Receivables 2014-1 A3 0.67% Due 11/21/2017	167,025.68	186.61	167,212.29
11/21/2016	Paydown	43813NAC0	3,115,000.00	Honda Auto Receivables 2015-2 A3 1.04% Due 2/21/2019	117,786.19	2,162.03	119,948.22
11/27/2016	Interest	3135G0YT4	3,750,000.00	FNMA Note 1.625% Due 11/27/2018	0.00	30,468.75	30,468.75
11/30/2016	Interest	3130A5EP0	5,900,000.00	FHLB Note 0.625% Due 5/30/2017	0.00	18,437.50	18,437.50
11/30/2016	Interest	3135G0F73	6,400,000.00	FNMA Note 1.5% Due 11/30/2020	0.00	48,000.00	48,000.00
11/30/2016	Interest	3137EADG1	5,275,000.00	FHLMC Note 1.75% Due 5/30/2019	0.00	46,156.25	46,156.25
11/30/2016	Interest	912828UB4	6,475,000.00	US Treasury Note 1% Due 11/30/2019	0.00	32,375.00	32,375.00
11/30/2016	Interest	912828VF4	5,925,000.00	US Treasury Note 1.375% Due 5/31/2020	0.00	40,734.38	40,734.38
Nov 2016					1,224,835.72	387,735.45	1,612,571.17
12/01/2016	Interest	913017BU2	3,120,000.00	United Tech Corp Note 1.8% Due 6/1/2017	0.00	28,080.00	28,080.00
12/05/2016	Interest	166764AA8	1,550,000.00	Chevron Corp Callable Note Cont 11/5/17 1.104% Due 12/5/2017	0.00	8,556.00	8,556.00
12/11/2016	Interest	02665WAQ4	1,665,000.00	American Honda Finance Note 1.55% Due 12/11/2017	0.00	12,903.75	12,903.75
12/13/2016	Interest	24422ESF7	565,000.00	John Deere Capital Corp Note 1.95% Due 12/13/2018	0.00	5,508.75	5,508.75



Payment Date	Transaction Type	CUSIP	Quantity	Security Description	Principal Amount	Income	Total Amount
12/14/2016	Interest	313376BR5	2,500,000.00	FHLB Note 1.75% Due 12/14/2018	0.00	21,875.00	21,875.00
12/15/2016	Interest	458140AL4	2,500,000.00	Intel Corp Note 1.35% Due 12/15/2017	0.00	16,875.00	16,875.00
12/15/2016	Paydown	89231MAC9	911,039.46	Toyota Auto Receivables Owner 2014-A 0.67% Due 12/15/2017	93,263.32	149.52	93,412.84
12/15/2016	Paydown	161571GC2	2,545,000.00	Chase CHAIT Pool #2013-A8 1.01% Due 10/15/2018	105,116.49	2,053.64	107,170.13
12/15/2016	Paydown	43814QAC2	1,770,000.00	Honda Auto Receivables 2016-2 A3 1.39% Due 4/15/2020	36,921.11	1,794.69	38,715.80
12/15/2016	Paydown	43814HAC2	1,275,183.76	Honda Auto Receivables 2014-3 A3 0.88% Due 6/15/2018	92,428.26	503.40	92,931.66
12/15/2016	Paydown	477877AD6	2,984,640.19	John Deere Owner Trust 2014-B A3 1.07% Due 11/15/2018	179,126.44	1,604.70	180,731.14
12/15/2016	Paydown	477879AC4	77,948.54	John Deere Owner Trust 2013-B A3 0.87% Due 8/15/2017	5,191.56	34.00	5,225.56
12/15/2016	Paydown	47787VAC5	1,309,075.56	John Deere Owner Trust 2014-A A3 0.92% Due 4/16/2018	114,697.39	406.36	115,103.75
12/15/2016	Paydown	47788MAC4	2,450,000.00	John Deere Owner Trust 2016-A A3 1.36% Due 4/15/2020	0.00	2,776.67	2,776.67
12/15/2016	Paydown	89231TAB6	1,503,105.31	Toyota Auto Receivables Owner 2015-C 0.92% Due 2/15/2018	82,497.54	729.27	83,226.81
12/15/2016	Paydown	89236WAC2	2,540,000.00	Toyota Auto Receivables Owner 2015-A 1.12% Due 2/15/2019	133,414.74	1,563.09	134,977.83
12/18/2016	Paydown	43814GAC4	899,783.53	Honda Auto Receivables 2014-2 A3 0.77% Due 3/19/2018	73,602.56	256.45	73,859.01
12/19/2016	Interest	313379VE6	665,000.00	FHLB Note 1.01% Due 6/19/2017	0.00	3,358.25	3,358.25
12/20/2016	Interest	3135G0RT2	5,350,000.00	FNMA Note 0.875% Due 12/20/2017	0.00	23,406.25	23,406.25
12/20/2016	Interest	3135G0ZE6	5,300,000.00	FNMA Note 1.75% Due 6/20/2019	0.00	48,375.00	48,375.00
12/21/2016	Interest	313379DD8	1,500,000.00	FHLB Note 1% Due 6/21/2017	0.00	7,500.00	7,500.00
12/21/2016	Paydown	43813JAC9	1,166,633.99	Honda Auto Receivables 2014-1 A3 0.67% Due 11/21/2017	167,208.01	93.36	167,301.37
12/21/2016	Paydown	43813NAC0	3,115,000.00	Honda Auto Receivables 2015-2 A3 1.04% Due 2/21/2019	115,685.25	2,059.96	117,745.21
12/22/2016	Interest	3135G0D75	6,400,000.00	FNMA Note 1.5% Due 6/22/2020	0.00	48,000.00	48,000.00




**City of Stockton Consolidated
Account #10021**

Cash Flow Report
From 05/31/2016

Payment Date	Transaction Type	CUSIP	Quantity	Security Description	Principal Amount	Income	Total Amount
12/29/2016	Interest	3137EADH9	2,600,000.00	FHLMC Note 1% Due 6/29/2017	0.00	13,000.00	13,000.00
Dec 2016							
01/12/2017	Interest	89236TCA1	2,955,000.00	Toyota Motor Credit Corp Note 1.45% Due 1/12/2018	0.00	21,423.75	21,423.75
01/12/2017	Interest	3137EADN6	5,800,000.00	FHLMC Note 0.75% Due 1/12/2018	0.00	21,750.00	21,750.00
01/13/2017	Maturity	24422ERL5	910,000.00	John Deere Capital Corp Note 2% Due 1/13/2017	910,000.00	9,100.00	919,100.00
01/14/2017	Interest	36962G7G3	3,510,000.00	General Electric Capital Corp Note 2.3% Due 1/14/2019	0.00	40,365.00	40,365.00
01/15/2017	Paydown	161571GC2	2,545,000.00	Chase CHAIT Pool #2013-A8 1.01% Due 10/15/2018	105,204.08	1,965.17	107,169.25
01/15/2017	Paydown	43814HAC2	1,275,183.76	Honda Auto Receivables 2014-3 A3 0.88% Due 6/15/2018	90,655.59	435.62	91,091.21
01/15/2017	Paydown	43814QAC2	1,770,000.00	Honda Auto Receivables 2016-2 A3 1.39% Due 4/15/2020	36,963.88	1,751.92	38,715.80
01/15/2017	Paydown	47787AD6	2,984,640.19	John Deere Owner Trust 2014-B A3 1.07% Due 11/15/2018	173,854.79	1,444.99	175,299.78
01/15/2017	Paydown	47787VAC5	1,309,075.56	John Deere Owner Trust 2014-A A3 0.92% Due 4/16/2018	110,357.82	318.43	110,676.25
01/15/2017	Paydown	89231MAC9	911,039.46	Toyota Auto Receivables Owner 2014-A 0.67% Due 12/15/2017	89,267.08	97.45	89,364.53
01/15/2017	Paydown	89231TAB6	1,503,105.31	Toyota Auto Receivables Owner 2015-C 0.92% Due 2/15/2018	79,781.61	666.02	80,447.63
01/15/2017	Paydown	477879AC4	77,948.54	John Deere Owner Trust 2013-B A3 0.87% Due 8/15/2017	5,196.53	30.24	5,226.77
01/15/2017	Paydown	47788MAC4	2,450,000.00	John Deere Owner Trust 2016-A A3 1.36% Due 4/15/2020	0.00	2,776.67	2,776.67
01/15/2017	Paydown	89236WAC2	2,540,000.00	Toyota Auto Receivables Owner 2015-A 1.12% Due 2/15/2019	130,321.04	1,438.58	131,759.62
01/16/2017	Interest	40428HPH9	3,600,000.00	HSBC USA Inc Note 1.625% Due 1/16/2018	0.00	29,250.00	29,250.00
01/17/2017	Paydown	89231MAC9	911,039.46	Toyota Auto Receivables Owner 2014-A 0.67% Due 12/15/2017	85,266.22	3.17	85,269.39
01/18/2017	Paydown	43814GAC4	899,783.53	Honda Auto Receivables 2014-2 A3 0.77% Due 3/19/2018	70,809.25	209.22	71,018.47
01/20/2017	Interest	3135G0E33	5,300,000.00	FNMA Note 1.125% Due 7/20/2018	0.00	29,812.50	29,812.50
01/21/2017	Paydown	43813NAC0	3,115,000.00	Honda Auto Receivables 2015-2 A3 1.04% Due 2/21/2019	113,581.55	1,959.69	115,541.24
Subtotal					1,199,152.67	249,463.11	1,448,615.78



Payment Date	Transaction Type	CUSIP	Quantity	Security Description	Principal Amount	Income	Total Amount
01/26/2017	Interest	3137EADJ5	3,350,000.00	FHLMC Note 1% Due 7/28/2017	0.00	16,750.00	16,750.00
01/30/2017	Interest	94974BGF1	3,660,000.00	Wells Fargo Corp Note 2.15% Due 1/30/2020	0.00	39,345.00	39,345.00
01/31/2017	Interest	912828N89	3,750,000.00	US Treasury Note 1.375% Due 1/31/2021	0.00	25,781.25	25,781.25
01/31/2017	Interest	912828SD3	5,350,000.00	US Treasury Note 1.25% Due 1/31/2019	0.00	33,437.50	33,437.50
01/31/2017	Interest	912828TG5	6,800,000.00	US Treasury Note 0.5% Due 7/31/2017	0.00	17,000.00	17,000.00
01/31/2017	Interest	912828TH3	6,700,000.00	US Treasury Note 0.875% Due 7/31/2019	0.00	29,312.50	29,312.50
Jan 2017					2,001,259.44	326,424.67	2,327,684.11
02/01/2017	Interest	3137EADK2	5,400,000.00	FHLMC Note 1.25% Due 8/1/2019	0.00	33,750.00	33,750.00
02/06/2017	Interest	459200HZ7	3,440,000.00	IBM Corp Note 1.125% Due 2/6/2018	0.00	19,350.00	19,350.00
02/15/2017	Interest	22160KAG0	1,565,000.00	Costco Wholesale Corp Note 1.75% Due 2/15/2020	0.00	13,693.75	13,693.75
02/15/2017	Paydown	43814QAC2	1,770,000.00	Honda Auto Receivables 2016-2 A3 1.39% Due 4/15/2020	37,006.70	1,709.10	38,715.80
02/15/2017	Paydown	477879AC4	77,948.54	John Deere Owner Trust 2013-B A3 0.87% Due 8/15/2017	5,201.50	26.47	5,227.97
02/15/2017	Paydown	161571GC2	2,545,000.00	Chase CHAIT Pool #2013-A8 1.01% Due 10/15/2018	105,291.75	1,876.62	107,168.37
02/15/2017	Paydown	43814HAC2	1,275,183.76	Honda Auto Receivables 2014-3 A3 0.88% Due 6/15/2018	88,825.12	369.13	89,194.25
02/15/2017	Paydown	477877AD6	2,984,640.19	John Deere Owner Trust 2014-B A3 1.07% Due 11/15/2018	168,574.43	1,289.96	169,864.39
02/15/2017	Paydown	47787VAC5	1,309,075.56	John Deere Owner Trust 2014-A A3 0.92% Due 4/16/2018	106,013.25	233.82	106,247.07
02/15/2017	Paydown	47788MAC4	2,450,000.00	John Deere Owner Trust 2016-A A3 1.36% Due 4/15/2020	0.00	2,776.67	2,776.67
02/15/2017	Paydown	89231TAB6	1,503,105.31	Toyota Auto Receivables Owner 2015-C 0.92% Due 2/15/2018	77,063.32	604.85	77,668.17
02/15/2017	Paydown	89236WAC2	2,540,000.00	Toyota Auto Receivables Owner 2015-A 1.12% Due 2/15/2019	127,223.76	1,316.94	128,540.70
02/18/2017	Interest	3130A7CV5	6,450,000.00	FHLB Note 1.375% Due 2/18/2021	0.00	44,343.75	44,343.75
02/18/2017	Paydown	43814GAC4	899,783.53	Honda Auto Receivables 2014-2 A3 0.77% Due 3/19/2018	68,013.21	163.79	68,177.00



**City of Stockton Consolidated
Account #10021**

Cash Flow Report

From 05/31/2016

Payment Date	Transaction Type	CUSIP	Quantity	Security Description	Principal Amount	Income	Total Amount
02/19/2017	Interest	3135G0ZA4	3,700,000.00	FNMA Note 1.875% Due 2/19/2019	0.00	34,687.50	34,687.50
02/21/2017	Paydown	43813NAC0	3,115,000.00	Honda Auto Receivables 2015-2 A3 1.04% Due 2/21/2019	111,475.03	1,861.25	113,336.28
02/26/2017	Interest	3135G0J20	6,400,000.00	FNMA Note 1.375% Due 2/26/2021	0.00	44,000.00	44,000.00
02/27/2017	Maturity	3133787M7	1,240,000.00	FHLB Note 1.05% Due 2/27/2017	1,240,000.00	6,510.00	1,246,510.00
02/28/2017	Interest	3135G0MZ3	4,500,000.00	FNMA Note 0.875% Due 8/28/2017	0.00	19,687.50	19,687.50
02/28/2017	Interest	912828B90	6,000,000.00	US Treasury Note 2% Due 2/28/2021	0.00	60,000.00	60,000.00
02/28/2017	Interest	912828TM2	6,800,000.00	US Treasury Note 0.625% Due 8/31/2017	0.00	21,250.00	21,250.00
02/28/2017	Interest	912828UQ1	5,925,000.00	US Treasury Note 1.25% Due 2/29/2020	0.00	37,031.25	37,031.25
02/28/2017	Interest	912828L32	6,700,000.00	US Treasury Note 1.375% Due 8/31/2020	0.00	46,062.50	46,062.50
Feb 2017					2,134,688.07	392,594.85	2,527,282.92
03/01/2017	Interest	30231GAV4	4,493,000.00	Exxon Mobil Corp Callable Note Cont 2/1/2021 2.222% Due 3/1/2021	0.00	49,917.23	49,917.23
03/01/2017	Interest	17275RAR3	2,395,000.00	Cisco Systems Note 2.125% Due 3/1/2019	0.00	25,446.89	25,446.89
03/02/2017	Interest	166764AV2	1,350,000.00	Chevron Corp Note 1.365% Due 3/2/2018	0.00	9,213.75	9,213.75
03/07/2017	Interest	3137EADP1	3,200,000.00	FHLMC Note 0.875% Due 3/7/2018	0.00	14,000.00	14,000.00
03/09/2017	Interest	313378A43	5,285,000.00	FHLB Note 1.375% Due 3/9/2018	0.00	36,334.38	36,334.38
03/10/2017	Interest	808513AK1	3,635,000.00	Charles Schwab Corp Callable Note Cont 2/10/2018 1.5% Due 3/10/2018	0.00	27,262.50	27,262.50
03/10/2017	Maturity	313378W4	2,485,000.00	FHLB Note 1.125% Due 3/10/2017	2,485,000.00	13,978.13	2,498,978.13
03/11/2017	Interest	06406HCW7	3,625,000.00	Bank of New York Callable Note Cont 8/11/2019 2.3% Due 9/11/2019	0.00	41,687.50	41,687.50
03/12/2017	Interest	3135G0ZG1	5,300,000.00	FNMA Note 1.75% Due 9/12/2019	0.00	46,375.00	46,375.00
03/15/2017	Maturity	69371RK54	830,000.00	Paccar Financial Corp Note 1.6% Due 3/15/2017	830,000.00	6,640.00	836,640.00



Cash Flow Report
From 05/31/2016

Payment Date	Transaction Type	CUSIP	Quantity	Security Description	Principal Amount	Income	Total Amount
03/15/2017	Paydown	89231TAB6	1,503,105.31	Toyota Auto Receivables Owner 2015-C 0.92% Due 2/15/2018	74,342.68	545.77	74,888.45
03/15/2017	Paydown	161571GC2	2,545,000.00	Chase CHAIT Pool #2013-A8 1.01% Due 10/15/2018	105,379.50	1,788.00	107,167.50
03/15/2017	Paydown	43814HAC2	1,275,183.76	Honda Auto Receivables 2014-3 A3 0.88% Due 6/15/2018	86,935.34	304.00	87,239.34
03/15/2017	Paydown	43814QAC2	1,770,000.00	Honda Auto Receivables 2016-2 A3 1.39% Due 4/15/2020	37,049.56	1,666.24	38,715.80
03/15/2017	Paydown	47787VAC5	1,309,075.56	John Deere Owner Trust 2014-A A3 0.92% Due 4/16/2018	101,663.63	152.55	101,816.18
03/15/2017	Paydown	47787TAD6	2,984,640.19	John Deere Owner Trust 2014-B A3 1.07% Due 11/15/2018	163,285.32	1,139.65	164,424.97
03/15/2017	Paydown	477879AC4	77,948.54	John Deere Owner Trust 2013-B A3 0.87% Due 8/15/2017	5,206.48	22.70	5,229.18
03/15/2017	Paydown	47788MAC4	2,450,000.00	John Deere Owner Trust 2016-A A3 1.36% Due 4/15/2020	0.00	2,776.67	2,776.67
03/15/2017	Paydown	89236WAC2	2,540,000.00	Toyota Auto Receivables Owner 2015-A 1.12% Due 2/15/2019	124,122.88	1,198.20	125,321.08
03/18/2017	Paydown	43814GAC4	899,783.53	Honda Auto Receivables 2014-2 A3 0.77% Due 3/19/2018	65,214.46	120.14	65,334.60
03/21/2017	Interest	3133EAY28	3,115,000.00	FFCB Note 0.83% Due 9/21/2017	0.00	12,927.25	12,927.25
03/21/2017	Paydown	43813NAC0	3,115,000.00	Honda Auto Receivables 2015-2 A3 1.04% Due 2/21/2019	109,365.73	1,764.64	111,130.37
03/29/2017	Interest	3137EADL0	4,000,000.00	FHLMC Note 1% Due 9/29/2017	0.00	20,000.00	20,000.00
03/31/2017	Interest	912828J84	6,350,000.00	US Treasury Note 1.375% Due 3/31/2020	0.00	43,656.25	43,656.25
Mar 2017					4,187,565.58	358,917.44	4,546,483.02
04/02/2017	Interest	3137EADM8	5,350,000.00	FHLMC Note 1.25% Due 10/2/2019	0.00	33,437.50	33,437.50
04/10/2017	Interest	02665WAC5	1,950,000.00	American Honda Finance Note 2.125% Due 10/10/2018	0.00	20,718.76	20,718.76
04/11/2017	Interest	931142DF7	1,045,000.00	Wal-Mart Stores Note 1.125% Due 4/11/2018	0.00	5,878.13	5,878.13
04/15/2017	Interest	68389XAN5	2,375,000.00	Oracle Corp Note 1.2% Due 10/15/2017	0.00	14,250.00	14,250.00
04/15/2017	Interest	880591EQ1	3,775,000.00	Tennessee Valley Authority Note 1.75% Due 10/15/2018	0.00	33,031.25	33,031.25
04/15/2017	Paydown	43814QAC2	1,770,000.00	Honda Auto Receivables 2016-2 A3 1.39% Due 4/15/2020	37,092.48	1,623.32	38,715.80




Cash Flow Report

From 05/31/2016

Payment Date	Transaction Type	CUSIP	Quantity	Security Description	Principal Amount	Income	Total Amount
04/15/2017	Paydown	477879AC4	77,948.54	John Deere Owner Trust 2013-B A3 0.87% Due 8/15/2017	5,211.46	18.93	5,230.39
04/15/2017	Paydown	89231TAB6	1,503,105.31	Toyota Auto Receivables Owner 2015-C 0.92% Due 2/15/2018	71,619.68	488.77	72,108.45
04/15/2017	Paydown	89236WAC2	2,540,000.00	Toyota Auto Receivables Owner 2015-A 1.12% Due 2/15/2019	121,018.41	1,082.35	122,100.76
04/15/2017	Paydown	161571GC2	2,545,000.00	Chase CHAIT Pool #2013-A8 1.01% Due 10/15/2018	105,467.31	1,699.31	107,166.62
04/15/2017	Paydown	43814HAC2	1,275,183.76	Honda Auto Receivables 2014-3 A3 0.88% Due 6/15/2018	84,984.79	240.24	85,225.03
04/15/2017	Paydown	477877AD6	2,984,640.19	John Deere Owner Trust 2014-B A3 1.07% Due 11/15/2018	157,987.51	994.04	158,981.55
04/15/2017	Paydown	47787VAC5	1,309,075.56	John Deere Owner Trust 2014-A A3 0.92% Due 4/16/2018	97,309.00	74.60	97,383.60
04/15/2017	Paydown	47788MAC4	2,450,000.00	John Deere Owner Trust 2016-A A3 1.36% Due 4/15/2020	0.00	2,776.67	2,776.67
04/18/2017	Paydown	43814GAC4	899,783.53	Honda Auto Receivables 2014-2 A3 0.77% Due 3/19/2018	62,412.96	78.30	62,491.26
04/21/2017	Paydown	43813NAC0	3,115,000.00	Honda Auto Receivables 2015-2 A3 1.04% Due 2/21/2019	107,253.62	1,669.85	108,923.47
04/25/2017	Interest	91159HHH6	4,025,000.00	US Bancorp Callable Note Cont 3/25/2019 2.2% Due 4/25/2019	0.00	44,275.00	44,275.00
04/25/2017	Interest	3130A4GJ5	5,335,000.00	FHLB Note 1.125% Due 4/25/2018	0.00	30,009.38	30,009.38
04/30/2017	Interest	713448CR7	2,520,000.00	PepsiCo Inc Note 1.25% Due 4/30/2018	0.00	15,750.00	15,750.00
04/30/2017	Interest	912828WD8	4,350,000.00	US Treasury Note 1.25% Due 10/31/2018	0.00	27,187.50	27,187.50
04/30/2017	Interest	912828L99	6,000,000.00	US Treasury Note 1.375% Due 10/31/2020	0.00	41,250.00	41,250.00
04/30/2017	Interest	912828ST8	5,350,000.00	US Treasury Note 1.25% Due 4/30/2019	0.00	33,437.50	33,437.50
04/30/2017	Maturity	912828K66	3,800,000.00	US Treasury Note 0.5% Due 4/30/2017	3,800,000.00	9,500.00	3,809,500.00
Apr 2017					4,650,357.22	319,471.40	4,969,828.62
05/01/2017	Interest	3137EADR7	2,200,000.00	FHLMC Note 1.375% Due 5/1/2020	0.00	15,125.00	15,125.00
05/03/2017	Interest	037833AJ9	3,000,000.00	Apple Inc Note 1% Due 5/3/2018	0.00	15,000.00	15,000.00
05/03/2017	Interest	594918BG8	1,515,000.00	Microsoft Callable Note Cont: 10/03/20 2% Due 11/3/2020	0.00	15,150.00	15,150.00



Payment Date	Transaction Type	CUSIP	Quantity	Security Description	Principal Amount	Income	Total Amount
05/07/2017	Interest	74005PBH6	2,990,000.00	Praxair Note 1.25% Due 11/7/2018	0.00	18,687.50	18,687.50
05/15/2017	Interest	91159HHE3	265,000.00	US Bancorp Callable Note Cont 10/15/2018 1.95% Due 11/15/2018	0.00	2,583.75	2,583.75
05/15/2017	Maturity	717081DJ9	685,000.00	Pfizer Inc. Note 1.1% Due 5/15/2017	685,000.00	3,767.50	688,767.50
05/15/2017	Paydown	89236WAC2	2,540,000.00	Toyota Auto Receivables Owner 2015-A 1.12% Due 2/15/2019	117,910.33	969.40	118,879.73
05/15/2017	Paydown	43814HAC2	1,275,183.76	Honda Auto Receivables 2014-3 A3 0.88% Due 6/15/2018	82,971.92	177.92	83,149.84
05/15/2017	Paydown	47787AD6	2,984,640.19	John Deere Owner Trust 2014-B A3 1.07% Due 11/15/2018	152,680.89	853.18	153,534.07
05/15/2017	Paydown	47787AC4	77,948.54	John Deere Owner Trust 2013-B A3 0.87% Due 8/15/2017	5,216.46	15.15	5,231.61
05/15/2017	Paydown	47788MAC4	2,450,000.00	John Deere Owner Trust 2016-A A3 1.36% Due 4/15/2020	0.00	2,776.67	2,776.67
05/15/2017	Paydown	161571GC2	2,545,000.00	Chase CHAIT Pool #2013-A8 1.01% Due 10/15/2018	105,555.21	1,610.53	107,165.74
05/15/2017	Paydown	43814QAC2	1,770,000.00	Honda Auto Receivables 2016-2 A3 1.39% Due 4/15/2020	37,135.45	1,580.35	38,715.80
05/15/2017	Paydown	89231TAB6	1,503,105.31	Toyota Auto Receivables Owner 2015-C 0.92% Due 2/15/2018	68,894.32	433.87	69,328.19
05/18/2017	Paydown	43814GAC4	899,783.53	Honda Auto Receivables 2014-2 A3 0.77% Due 3/19/2018	59,608.73	38.25	59,646.98
05/19/2017	Interest	85747AV5	2,230,000.00	State Street Bank Note 1.95% Due 5/19/2021	0.00	21,742.50	21,742.50
05/20/2017	Interest	747525AD5	3,675,000.00	Qualcomm Inc Note 2.25% Due 5/20/2020	0.00	41,343.75	41,343.75
05/21/2017	Interest	3135G0WJ8	5,300,000.00	FNMA Note 0.875% Due 5/21/2018	0.00	23,187.50	23,187.50
05/21/2017	Paydown	43813NAC0	3,115,000.00	Honda Auto Receivables 2015-2 A3 1.04% Due 2/21/2019	105,138.71	1,576.91	106,715.62
05/27/2017	Interest	3135G0YT4	3,750,000.00	FNMA Note 1.625% Due 11/27/2018	0.00	30,468.75	30,468.75
05/30/2017	Interest	3135G0F73	6,400,000.00	FNMA Note 1.5% Due 11/30/2020	0.00	48,000.00	48,000.00
05/30/2017	Interest	3137EADG1	5,275,000.00	FHLMC Note 1.75% Due 5/30/2019	0.00	46,156.25	46,156.25
05/30/2017	Maturity	3130A5EPO	5,900,000.00	FHLB Note 0.625% Due 5/30/2017	5,900,000.00	18,437.50	5,918,437.50



Cash Flow Report

From 05/31/2016

Payment Date	Transaction Type	CUSIP	Quantity	Security Description	Principal Amount	Income	Total Amount
05/31/2017	Interest	912828VF4	5,925,000.00	US Treasury Note 1.375% Due 5/31/2020	0.00	40,734.38	40,734.38
05/31/2017	Interest	912828UB4	6,475,000.00	US Treasury Note 1% Due 11/30/2019	0.00	32,375.00	32,375.00
May 2017					7,320,112.02	382,791.61	7,702,903.63
Total					35,140,654.16	4,103,661.13	39,244,315.29

Stockton Consolidated Portfolio Periodic Total Return		
	%	US\$
1 Month	-0.07%	(310,945.76)
3 Month	0.27%	1,095,197.71
1 Year	1.26%	4,946,556.08
2 Year	2.34%	8,122,287.20

