

Monthly Account Statement

City of Stockton Consolidated

January 1, 2016 through January 31, 2016

Chandler Team

For questions about your account,
please call (800) 317-4747 or
Email operations@chandlerasset.com

Custodian

Union Bank N.A.
Tina Guzman
(619)-230-3547

Information contained herein is confidential. We urge you to compare this statement to the one you receive from your qualified custodian. Prices are provided by IDC, an independent pricing source.



PORTFOLIO CHARACTERISTICS

Average Duration	1.77
Average Coupon	1.00 %
Average Purchase YTM	1.06 %
Average Market YTM	0.88 %
Average S&P/Moody Rating	AA+/Aa1
Average Final Maturity	1.91 yrs
Average Life	1.82 yrs

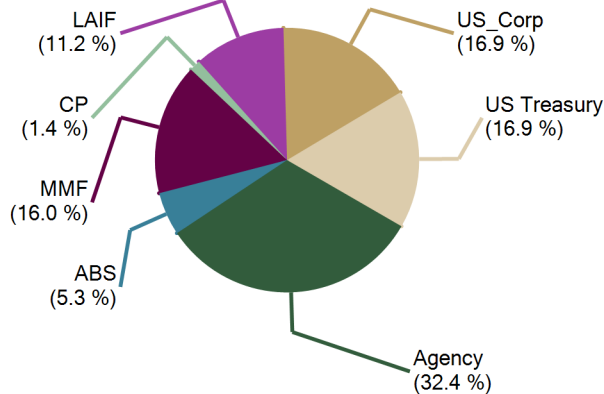
ACCOUNT SUMMARY

	Beg. Values as of 12/31/15	End Values as of 1/31/16
Market Value	382,660,961	401,915,007
Accrued Interest	878,724	864,624
Total Market Value	383,539,685	402,779,631
Income Earned Cont/WD	340,583	344,069
Par	383,844,173	400,662,731
Book Value	382,943,892	399,781,374
Cost Value	382,878,963	399,697,959

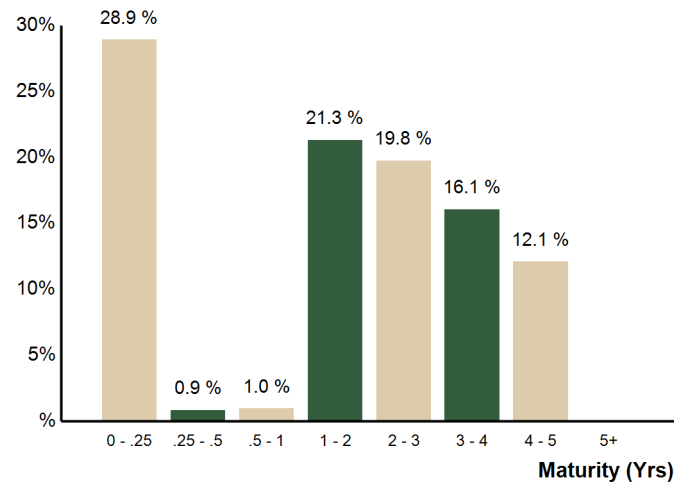
TOP ISSUERS

Issuer	% Portfolio
Government of United States	16.9 %
Wells Fargo Advantage Govt #175	15.2 %
Federal National Mortgage Assoc	12.9 %
Local Agency Investment Fund	11.2 %
Federal Home Loan Mortgage Corp	9.3 %
Federal Home Loan Bank	8.5 %
Honda ABS	1.9 %
Toyota ABS	1.4 %
Total	77.3 %

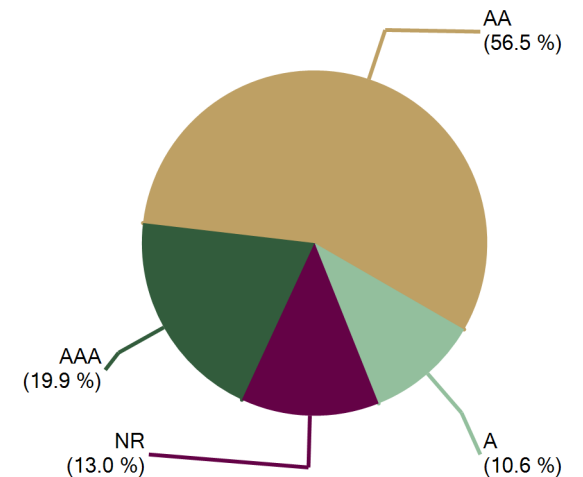
SECTOR ALLOCATION



MATURITY DISTRIBUTION



CREDIT QUALITY (S&P)



PERFORMANCE REVIEW

Total Rate of Return As of 1/31/2016	Current Month	Latest 3 Months	Year To Date	1 Yr	Annualized			7/31/2007	Since 7/31/2007
					3 Yrs	5 Yrs	10 Yrs		
City of Stockton Consolidated	0.72 %	0.45 %	0.72 %	0.94 %	0.91 %	1.20 %	N/A	2.51 %	23.45 %



City of Stockton Consolidated
January 31, 2016

COMPLIANCE WITH INVESTMENT POLICY

This portfolio is a consolidation of assets managed by Chandler Asset Management and assets managed internally by Client. Chandler relies on Client to provide accurate information for reporting assets and producing this compliance statement.

Category	Standard	Comment
Local Agency Bonds	No Limitation; 5 year maximum maturity	Complies
Treasury Issues	No Limitation; 10 year maximum maturity	Complies
Agency Issues	No Limitation; 10 year maximum maturity	Complies
Banker's Acceptances	40% maximum; <180 days maturity	Complies
Commercial Paper	25% maximum; <270 days maturity; A-1/P-1/F-1 minimum ratings	Complies
Negotiable Certificates of Deposit	30% maximum; 5 years maximum maturity	Complies
Repurchase Agreements	No limitation; 1 year maximum maturity	Complies
Reverse Repurchase Agreements	20% maximum; <92 days maturity	Complies
Medium Term Notes	30% maximum; 5 years maximum maturity; A-rated or better	Complies
Money Market Mutual Funds	AAA/Aaa rated by two NRSRO; 20% maximum	Complies
Collateralized Certificates of Deposits	5 years maximum maturity	Complies
Time Deposits	5 years maximum maturity	Complies
Mortgage Pass-through and Asset Backed Securities	20% maximum; AA-rated issue; A-rated issuer	Complies
Local Agency Investment Fund - L.A.I.F.	Program limitation	Complies
Per issuer maximum	5% per issuer; except for Treasury and Agency issuers and money market funds	Complies
Maximum maturity	5 years; except 15% of assets can have a max. maturity of between 5 and 10 years	Complies



Holdings Report

As of 1/31/16

CUSIP	Security Description	Par Value/Units	Purchase Date Book Yield	Cost Value Book Value	Mkt Price Mkt YTM	Market Value Accrued Int.	% of Port. Gain/Loss	Moody/S&P Fitch	Maturity Duration
ABS									
43814CAC3	Honda Auto Receivables 2013-1 A3 0.48% Due 11/21/2016	651.30	01/16/2013 0.48 %	651.27 651.30	99.98 0.95 %	651.15 0.09	0.00 % (0.15)	NR / AAA AAA	0.81 0.05
477879AC4	John Deere Owner Trust 2013-B A3 0.87% Due 8/15/2017	233,059.05	08/27/2013 0.88 %	233,027.28 233,046.68	99.92 1.16 %	232,864.45 90.12	0.06 % (182.23)	Aaa / NR AAA	1.54 0.29
43813JAC9	Honda Auto Receivables 2014-1 A3 0.67% Due 11/21/2017	1,876,541.16	Various 0.89 %	1,872,664.60 1,874,208.11	99.87 0.95 %	1,874,109.17 349.24	0.47 % (98.94)	Aaa / NR AAA	1.81 0.47
89231MAC9	Toyota Auto Receivables Owner 2014-A 0.67% Due 12/15/2017	1,401,877.73	Various 0.70 %	1,401,433.24 1,401,668.68	99.86 0.97 %	1,399,922.12 417.45	0.35 % (1,746.56)	Aaa / AAA NR	1.87 0.47
89231TAB6	Toyota Auto Receivables Owner 2015-C 0.92% Due 2/15/2018	1,780,000.00	08/18/2015 0.93 %	1,779,856.89 1,779,882.06	99.94 1.02 %	1,778,919.54 727.82	0.44 % (962.52)	Aaa / AAA NR	2.04 0.64
43814GAC4	Honda Auto Receivables 2014-2 A3 0.77% Due 3/19/2018	1,261,399.39	05/13/2014 0.78 %	1,261,247.77 1,261,333.91	99.87 0.98 %	1,259,775.97 350.74	0.31 % (1,557.94)	Aaa / AAA NR	2.13 0.63
47787VAC5	John Deere Owner Trust 2014-A A3 0.92% Due 4/16/2018	1,949,475.13	Various 0.92 %	1,949,603.67 1,949,537.31	99.91 1.07 %	1,947,695.26 797.12	0.48 % (1,842.05)	Aaa / NR AAA	2.21 0.61
43814HAC2	Honda Auto Receivables 2014-3 A3 0.88% Due 6/15/2018	1,540,000.00	08/12/2014 0.89 %	1,539,702.93 1,539,851.47	99.91 1.00 %	1,538,646.34 602.31	0.38 % (1,205.13)	NR / AAA AAA	2.37 0.75
161571GC2	Chase CHAIT Pool #2013-A8 1.01% Due 10/15/2018	2,545,000.00	Various 0.95 %	2,548,390.63 2,547,944.01	100.05 0.94 %	2,546,318.31 1,142.43	0.63 % (1,625.70)	Aaa / AAA AAA	2.71 0.69
477877AD6	John Deere Owner Trust 2014-B A3 1.07% Due 11/15/2018	3,060,000.00	Various 1.07 %	3,059,892.02 3,059,941.75	99.96 1.11 %	3,058,892.28 1,455.20	0.76 % (1,049.47)	Aaa / NR AAA	2.79 0.97
89236WAC2	Toyota Auto Receivables Owner 2015-A 1.12% Due 2/15/2019	2,540,000.00	Various 1.19 %	2,538,205.91 2,538,425.64	100.10 1.05 %	2,542,466.34 1,264.35	0.63 % 4,040.70	Aaa / AAA NR	3.04 1.26
43813NAC0	Honda Auto Receivables 2015-2 A3 1.04% Due 2/21/2019	3,115,000.00	Various 1.12 %	3,111,531.78 3,111,923.06	99.88 1.13 %	3,111,265.12 899.89	0.77 % (657.94)	NR / AAA AAA	3.06 1.37
Total ABS		21,303,003.76	0.98 %	21,296,207.99 21,298,413.98	1.03 %	21,291,526.05 8,096.76	5.29 % (6,887.93)	Aaa / AAA Aaa	2.51 0.85
AGENCY									
313372YS7	FHLB Note 2.45% Due 3/30/2016	1,400,000.00	07/07/2011 1.87 %	1,436,876.00 1,401,238.45	100.34 0.42 %	1,404,730.60 11,528.61	0.35 % 3,492.15	Aaa / AA+ AAA	0.16 0.17
313373SZ6	FHLB Note 2.125% Due 6/10/2016	2,275,000.00	Various 1.79 %	2,310,348.00 2,277,576.31	100.60 0.45 %	2,288,638.63 6,848.70	0.57 % 11,062.32	Aaa / AA+ AAA	0.36 0.36
3130A0C65	FHLB Note 0.625% Due 12/28/2016	2,950,000.00	Various 0.75 %	2,939,154.29 2,946,640.73	99.96 0.67 %	2,948,796.40 1,690.11	0.73 % 2,155.67	Aaa / AA+ AAA	0.91 0.90
313378M7	FHLB Note 1.05% Due 2/27/2017	1,240,000.00	02/27/2012 1.03 %	1,241,140.80 1,240,244.90	100.25 0.81 %	1,243,124.80 5,569.67	0.31 % 2,879.90	Aaa / AA+ AAA	1.08 1.06
313378WF4	FHLB Note 1.125% Due 3/10/2017	2,485,000.00	04/24/2012 1.05 %	2,493,846.60 2,487,002.91	100.57 0.61 %	2,499,211.72 10,949.53	0.62 % 12,208.81	Aaa / AA+ AAA	1.11 1.10
3133782N0	FHLB Note 0.875% Due 3/10/2017	2,300,000.00	03/13/2013 0.70 %	2,315,617.00 2,304,322.56	100.16 0.73 %	2,303,613.30 7,882.29	0.57 % (709.26)	Aaa / AA+ AAA	1.11 1.10



Holdings Report

As of 1/31/16

CUSIP	Security Description	Par Value/Units	Purchase Date Book Yield	Cost Value Book Value	Mkt Price Mkt YTM	Market Value Accrued Int.	% of Port. Gain/Loss	Moody/S&P Fitch	Maturity Duration
AGENCY									
3130A5EPO	FHLB Note 0.625% Due 5/30/2017	5,900,000.00	Various 0.68 %	5,893,650.20 5,895,559.26	99.85 0.74 %	5,891,126.40 6,248.26	1.46 % (4,432.86)	Aaa / AA+ AAA	1.33 1.32
313379VE6	FHLB Note 1.01% Due 6/19/2017	665,000.00	07/26/2012 0.82 %	671,078.10 666,713.29	100.46 0.68 %	668,049.69 783.59	0.17 % 1,336.40	Aaa / AA+ AAA	1.38 1.37
313379DD8	FHLB Note 1% Due 6/21/2017	1,500,000.00	12/27/2012 0.72 %	1,518,390.00 1,505,687.86	100.38 0.72 %	1,505,770.50 1,666.67	0.37 % 82.64	Aaa / AA+ AAA	1.39 1.38
3137EADH9	FHLMC Note 1% Due 6/29/2017	2,600,000.00	Various 0.98 %	2,604,786.56 2,600,841.89	100.32 0.77 %	2,608,203.00 2,311.11	0.65 % 7,361.11	Aaa / AA+ AAA	1.41 1.40
3137EADJ5	FHLMC Note 1% Due 7/28/2017	3,350,000.00	Various 0.83 %	3,377,014.50 3,358,252.09	100.35 0.77 %	3,361,621.15 279.17	0.83 % 3,369.06	Aaa / AA+ AAA	1.49 1.48
3135G0MZ3	FNMA Note 0.875% Due 8/28/2017	5,300,000.00	Various 1.05 %	5,265,204.00 5,285,472.07	100.14 0.78 %	5,307,563.10 19,709.38	1.32 % 22,091.03	Aaa / AA+ AAA	1.58 1.56
3133EAY28	FFCB Note 0.83% Due 9/21/2017	3,115,000.00	Various 0.79 %	3,120,957.00 3,116,958.38	100.07 0.78 %	3,117,273.95 9,336.35	0.78 % 315.57	Aaa / AA+ AAA	1.64 1.62
3137EADL0	FHLMC Note 1% Due 9/29/2017	4,000,000.00	Various 1.15 %	3,977,747.00 3,990,426.20	100.31 0.81 %	4,012,588.01 13,555.55	1.00 % 22,161.81	Aaa / AA+ AAA	1.66 1.64
3135G0RT2	FNMA Note 0.875% Due 12/20/2017	5,350,000.00	Various 0.93 %	5,339,554.00 5,344,767.39	100.11 0.82 %	5,355,676.35 5,331.42	1.33 % 10,908.96	Aaa / AA+ AAA	1.89 1.87
3137EADN6	FHLMC Note 0.75% Due 1/12/2018	5,800,000.00	07/28/2015 0.94 %	5,773,186.60 5,778,770.24	99.79 0.86 %	5,788,069.40 2,295.83	1.44 % 9,299.16	Aaa / AA+ AAA	1.95 1.93
3137EADP1	FHLMC Note 0.875% Due 3/7/2018	3,200,000.00	Various 1.32 %	3,138,060.00 3,171,153.88	99.97 0.89 %	3,199,030.40 11,200.00	0.80 % 27,876.52	Aaa / AA+ AAA	2.10 2.07
313378A43	FHLB Note 1.375% Due 3/9/2018	5,285,000.00	Various 1.30 %	5,286,263.15 5,292,793.58	100.94 0.92 %	5,334,916.83 28,663.78	1.33 % 42,123.25	Aaa / AA+ AAA	2.10 2.06
3130A4GJ5	FHLB Note 1.125% Due 4/25/2018	5,335,000.00	Various 1.11 %	5,336,466.54 5,336,257.12	100.58 0.86 %	5,365,756.28 16,005.00	1.34 % 29,499.16	Aaa / AA+ AAA	2.23 2.20
3135G0WJ8	FNMA Note 0.875% Due 5/21/2018	5,300,000.00	Various 1.31 %	5,203,598.59 5,249,006.27	99.87 0.93 %	5,292,924.50 9,017.36	1.32 % 43,918.23	Aaa / AA+ AAA	2.30 2.27
3135G0E33	FNMA Note 1.125% Due 7/20/2018	5,300,000.00	Various 1.16 %	5,294,309.80 5,295,491.73	100.43 0.95 %	5,323,007.30 1,821.89	1.32 % 27,515.57	Aaa / AA+ AAA	2.47 2.43
880591EQ1	Tennessee Valley Authority Note 1.75% Due 10/15/2018	3,775,000.00	Various 1.59 %	3,803,947.65 3,791,097.80	101.71 1.11 %	3,839,450.59 19,451.73	0.96 % 48,352.79	Aaa / AA+ AAA	2.71 2.63
3135G0YT4	FNMA Note 1.625% Due 11/27/2018	3,750,000.00	Various 1.67 %	3,741,970.80 3,745,614.85	101.74 1.00 %	3,815,115.00 10,833.33	0.95 % 69,500.15	Aaa / AA+ AAA	2.82 2.75
313376BR5	FHLB Note 1.75% Due 12/14/2018	2,500,000.00	01/29/2014 1.62 %	2,515,350.00 2,509,033.98	101.92 1.07 %	2,547,945.00 5,711.81	0.63 % 38,911.02	Aaa / AA+ AAA	2.87 2.79
3135G0ZA4	FNMA Note 1.875% Due 2/19/2019	3,700,000.00	Various 1.71 %	3,727,352.70 3,717,629.08	102.28 1.11 %	3,784,482.10 31,218.75	0.95 % 66,853.02	Aaa / AA+ AAA	3.05 2.94
3137EADG1	FHLMC Note 1.75% Due 5/30/2019	5,275,000.00	Various 1.62 %	5,303,450.18 5,297,366.21	101.86 1.18 %	5,373,093.90 15,641.84	1.34 % 75,727.69	Aaa / AA+ AAA	3.33 3.23



Holdings Report

As of 1/31/16

CUSIP	Security Description	Par Value/Units	Purchase Date Book Yield	Cost Value Book Value	Mkt Price Mkt YTM	Market Value Accrued Int.	% of Port. Gain/Loss	Moody/S&P Fitch	Maturity Duration
AGENCY									
3135G0ZE6	FNMA Note 1.75% Due 6/20/2019	5,300,000.00	Various 1.56 %	5,341,513.00 5,332,766.09	101.93 1.17 %	5,402,104.50 10,563.20	1.34 % 69,338.41	Aaa / AA+ AAA	3.39 3.28
3137EADK2	FHLMC Note 1.25% Due 8/1/2019	5,400,000.00	Various 1.73 %	5,282,340.35 5,312,750.02	100.35 1.15 %	5,418,684.00 33,750.00	1.35 % 105,933.98	Aaa / AA+ AAA	3.50 3.39
3135G0ZG1	FNMA Note 1.75% Due 9/12/2019	5,300,000.00	Various 1.67 %	5,318,673.00 5,315,032.37	101.90 1.21 %	5,400,742.40 35,811.81	1.35 % 85,710.03	Aaa / AA+ AAA	3.62 3.48
3137EADM8	FHLMC Note 1.25% Due 10/2/2019	5,350,000.00	Various 1.71 %	5,239,378.60 5,263,039.26	100.09 1.23 %	5,354,654.50 22,105.90	1.33 % 91,615.24	Aaa / AA+ AAA	3.67 3.56
3137EADR7	FHLMC Note 1.375% Due 5/1/2020	2,200,000.00	08/26/2015 1.56 %	2,182,030.40 2,183,691.72	100.31 1.30 %	2,206,916.80 7,562.50	0.55 % 23,225.08	Aaa / AA+ AAA	4.25 4.10
3135G0D75	FNMA Note 1.5% Due 6/22/2020	5,900,000.00	07/17/2015 1.78 %	5,823,134.80 5,831,509.22	100.52 1.38 %	5,930,508.90 9,587.50	1.47 % 98,999.68	Aaa / AA+ AAA	4.39 4.23
3135G0F73	FNMA Note 1.5% Due 11/30/2020	6,000,000.00	12/16/2015 1.90 %	5,886,600.00 5,889,481.99	100.35 1.42 %	6,021,276.00 15,250.00	1.50 % 131,794.01	Aaa / AA+ AAA	4.84 4.64
Total Agency		129,100,000.00	1.32 %	128,702,990.21 128,734,189.70	0.97 %	129,914,666.00 390,182.64	32.35 % 1,180,476.30	Aaa / AA+ Aaa	2.51 2.44
COMMERCIAL PAPER									
06538BBR3	Bank of Tokyo Mitsubishi NY Discount CP 0.39% Due 2/25/2016	5,460,000.00	10/27/2015 0.40 %	5,452,902.00 5,458,580.40	99.97 0.40 %	5,458,580.40 0.00	1.36 % 0.00	P-1 / A-1 F-1	0.07 0.07
Total Commercial Paper		5,460,000.00	0.40 %	5,452,902.00 5,458,580.40	0.40 %	5,458,580.40 0.00	1.36 % 0.00	Aaa / AA AA	0.07 0.07
LAIF									
90LAIF\$00	Local Agency Investment Fund State Pool	45,081,512.03	Various 0.45 %	45,081,512.03 45,081,512.03	1.00 0.45 %	45,081,512.03 17,545.59	11.20 % 0.00	NR / NR NR	0.00 0.00
Total LAIF		45,081,512.03	0.45 %	45,081,512.03 45,081,512.03	0.45 %	45,081,512.03 17,545.59	11.20 % 0.00	NR / NR NR	0.00 0.00
MONEY MARKET FUND FI									
94975P405	Wells Fargo Adv Govt #1751 Money Market Fund	61,419,466.21	Various 0.14 %	61,419,466.21 61,419,466.21	1.00 0.14 %	61,419,466.21 0.00	15.25 % 0.00	Aaa / AAA NR	0.00 0.00
60934N104	Federated Prime Value Oblig GOVT OBLIG MMF	3,178,749.04	Various 0.17 %	3,178,749.04 3,178,749.04	1.00 0.17 %	3,178,749.04 0.00	0.79 % 0.00	Aaa / AAA AAA	0.00 0.00
Total Money Market Fund FI		64,598,215.25	0.14 %	64,598,215.25 64,598,215.25	0.14 %	64,598,215.25 0.00	16.04 % 0.00	Aaa / AAA Aaa	0.00 0.00



CUSIP	Security Description	Par Value/Units	Purchase Date Book Yield	Cost Value Book Value	Mkt Price Mkt YTM	Market Value Accrued Int.	% of Port. Gain/Loss	Moody/S&P Fitch	Maturity Duration
US CORPORATE									
38259PAC6	Google Inc Note 2.125% Due 5/19/2016	1,150,000.00	11/15/2012 0.75 %	1,204,383.90 1,154,603.03	100.49 0.50 %	1,155,587.85 4,887.50	0.29 % 984.82	Aa2 / AA NR	0.30 0.30
24422ERL5	John Deere Capital Corp Note 2% Due 1/13/2017	910,000.00	09/11/2012 1.05 %	946,500.10 918,006.03	100.97 0.97 %	918,853.39 910.00	0.23 % 847.36	A2 / A NR	0.95 0.94
674599CB9	Occidental Petroleum Note 1.75% Due 2/15/2017	3,325,000.00	Various 1.16 %	3,378,142.50 3,344,962.47	99.84 1.91 %	3,319,616.83 26,830.90	0.83 % (25,345.64)	A2 / A A	1.04 1.02
69371RK54	Paccar Financial Corp Note 1.6% Due 3/15/2017	830,000.00	03/10/2015 1.08 %	838,507.50 834,735.42	100.50 1.15 %	834,128.42 5,016.89	0.21 % (607.00)	A1 / A+ NR	1.12 1.10
717081DJ9	Pfizer Inc. Note 1.1% Due 5/15/2017	685,000.00	05/12/2014 1.13 %	684,397.20 684,742.05	100.23 0.92 %	686,565.91 1,590.72	0.17 % 1,823.86	A1 / AA A+	1.29 1.27
913017BU2	United Tech Corp Note 1.8% Due 6/1/2017	3,120,000.00	Various 1.06 %	3,163,696.80 3,150,081.16	100.90 1.12 %	3,147,961.44 9,360.00	0.78 % (2,119.72)	A3 / A- A-	1.33 1.31
68389XAN5	Oracle Corp Note 1.2% Due 10/15/2017	2,375,000.00	Various 1.44 %	2,353,030.25 2,365,429.89	100.29 1.03 %	2,381,811.50 8,391.66	0.59 % 16,381.61	A1 / AA- A+	1.71 1.68
166764AA8	Chevron Corp Callable Note Cont 11/5/17 1.104% Due 12/5/2017	1,550,000.00	Various 1.34 %	1,535,040.10 1,543,440.16	99.26 1.53 %	1,538,506.76 2,661.87	0.38 % (4,933.40)	Aa1 / AA NR	1.85 1.74
02665WAQ4	American Honda Finance Note 1.55% Due 12/11/2017	1,665,000.00	12/08/2014 1.58 %	1,663,451.55 1,664,040.70	100.09 1.50 %	1,666,475.19 3,584.38	0.41 % 2,434.49	A1 / A+ NR	1.86 1.82
458140AL4	Intel Corp Note 1.35% Due 12/15/2017	2,500,000.00	Various 1.31 %	2,504,903.20 2,501,793.50	100.45 1.11 %	2,511,130.00 4,312.50	0.62 % 9,336.50	A1 / A+ A+	1.87 1.84
89236TCA1	Toyota Motor Credit Corp Note 1.45% Due 1/12/2018	2,955,000.00	Various 1.38 %	2,961,029.65 2,959,188.14	100.35 1.27 %	2,965,383.87 2,261.40	0.74 % 6,195.73	Aa3 / AA- A	1.95 1.91
40428HPH9	HSBC USA Inc Note 1.625% Due 1/16/2018	3,600,000.00	Various 1.74 %	3,586,182.00 3,591,894.31	99.74 1.76 %	3,590,704.80 2,437.51	0.89 % (1,189.51)	A2 / A AA-	1.96 1.92
459200HZ7	IBM Corp Note 1.125% Due 2/6/2018	3,440,000.00	Various 1.26 %	3,427,318.00 3,430,985.12	99.56 1.35 %	3,424,946.56 18,812.50	0.85 % (6,038.56)	Aa3 / AA- A+	2.02 1.97
166764AV2	Chevron Corp Note 1.365% Due 3/2/2018	1,350,000.00	Various 1.40 %	1,348,780.00 1,349,147.01	99.24 1.74 %	1,339,750.80 7,626.94	0.33 % (9,396.21)	Aa1 / AA NR	2.08 2.03
808513AK1	Charles Schwab Corp Callable Note Cont 2/10/2018 1.5% Due 3/10/2018	3,635,000.00	Various 1.43 %	3,642,256.30 3,640,249.13	100.34 1.32 %	3,647,537.12 21,355.63	0.91 % 7,287.99	A2 / A A	2.11 1.97
931142DF7	Wal-Mart Stores Note 1.125% Due 4/11/2018	1,045,000.00	04/04/2013 1.14 %	1,044,038.60 1,044,578.80	100.20 1.03 %	1,047,052.38 3,592.19	0.26 % 2,473.58	Aa2 / AA AA	2.19 2.16
713448CR7	PepsiCo Inc Note 1.25% Due 4/30/2018	2,520,000.00	Various 1.28 %	2,517,637.60 2,518,145.18	100.12 1.20 %	2,522,948.40 7,962.50	0.63 % 4,803.22	A1 / A A	2.25 2.21
037833AJ9	Apple Inc Note 1% Due 5/3/2018	3,000,000.00	Various 1.28 %	2,968,660.25 2,981,894.03	99.50 1.22 %	2,985,063.01 7,333.33	0.74 % 3,168.98	Aa1 / AA+ NR	2.25 2.22
02665WAC5	American Honda Finance Note 2.125% Due 10/10/2018	1,950,000.00	Various 1.86 %	1,968,709.00 1,963,098.76	101.38 1.60 %	1,976,964.60 12,776.56	0.49 % 13,865.84	A1 / A+ NR	2.69 2.59
74005PBH6	Praxair Note 1.25% Due 11/7/2018	2,990,000.00	Various 1.65 %	2,946,487.30 2,958,123.39	99.20 1.55 %	2,966,041.13 8,720.84	0.74 % 7,917.74	A2 / A NR	2.77 2.70



Holdings Report

As of 1/31/16

CUSIP	Security Description	Par Value/Units	Purchase Date Book Yield	Cost Value Book Value	Mkt Price Mkt YTM	Market Value Accrued Int.	% of Port. Gain/Loss	Moody/S&P Fitch	Maturity Duration
US CORPORATE									
91159HHE3	US Bancorp Callable Note Cont 10/15/2018 1.95% Due 11/15/2018	265,000.00	02/12/2014 1.90 %	265,561.80 265,326.17	100.94 1.59 %	267,499.22 1,090.92	0.07 % 2,173.05	A1 / A+ AA	2.79 2.62
24422ESF7	John Deere Capital Corp Note 1.95% Due 12/13/2018	565,000.00	12/10/2013 1.99 %	563,796.55 564,310.62	100.76 1.68 %	569,298.52 1,469.00	0.14 % 4,987.90	A2 / A NR	2.87 2.77
36962G7G3	General Electric Capital Corp Note 2.3% Due 1/14/2019	3,510,000.00	Various 2.08 %	3,538,408.20 3,531,985.68	102.75 1.35 %	3,606,616.26 3,812.25	0.90 % 74,630.58	A1 / AA+ NR	2.96 2.85
17275RAR3	Cisco Systems Note 2.125% Due 3/1/2019	2,395,000.00	Various 2.04 %	2,404,780.75 2,401,073.00	101.86 1.50 %	2,439,602.10 21,205.73	0.61 % 38,529.10	A1 / AA- NR	3.08 2.95
91159HHH6	US Bancorp Callable Note Cont 3/25/2019 2.2% Due 4/25/2019	2,025,000.00	Various 2.18 %	2,027,001.75 2,026,347.98	101.36 1.75 %	2,052,602.78 11,880.00	0.51 % 26,254.80	A1 / A+ AA	3.23 3.02
06406HCW7	Bank of New York Callable Note Cont 8/11/2019 2.3% Due 9/11/2019	3,625,000.00	Various 2.23 %	3,634,931.45 3,632,916.71	101.25 1.93 %	3,670,479.25 32,423.60	0.92 % 37,562.54	A1 / A AA-	3.61 3.35
94974BGF1	Wells Fargo Corp Note 2.15% Due 1/30/2020	3,660,000.00	Various 2.25 %	3,643,555.40 3,645,801.48	100.05 2.14 %	3,661,749.48 218.58	0.91 % 15,948.00	A2 / A AA-	4.00 3.81
22160KAG0	Costco Wholesale Corp Note 1.75% Due 2/15/2020	1,565,000.00	02/05/2015 1.77 %	1,563,356.75 1,563,671.17	100.09 1.73 %	1,566,395.98 12,628.68	0.39 % 2,724.81	A1 / A+ A+	4.04 3.85
747525AD5	Qualcomm Inc Note 2.25% Due 5/20/2020	3,675,000.00	Various 2.45 %	3,641,190.55 3,645,462.39	100.28 2.18 %	3,685,297.35 16,307.82	0.92 % 39,834.96	A1 / A+ NR	4.30 4.06
594918BG8	Microsoft Callable Note Cont. 10/03/20 2% Due 11/3/2020	1,515,000.00	10/29/2015 2.02 %	1,513,788.00 1,513,847.70	100.97 1.78 %	1,529,739.44 7,406.67	0.38 % 15,891.74	Aaa / AAA AA+	4.76 4.43
Total US Corporate		67,395,000.00	1.63 %	67,479,523.00 67,389,881.18	1.51 %	67,676,310.34 268,869.07	16.87 % 286,429.16	A1 / A+ A+	2.49 2.39
US TREASURY									
912828K66	US Treasury Note 0.5% Due 4/30/2017	5,300,000.00	06/19/2015 0.60 %	5,290,287.27 5,293,524.85	99.77 0.69 %	5,287,576.80 6,770.60	1.31 % (5,948.05)	Aaa / AA+ AAA	1.25 1.24
912828TG5	US Treasury Note 0.5% Due 7/31/2017	5,300,000.00	Various 0.68 %	5,275,705.24 5,286,201.10	99.65 0.74 %	5,281,365.20 72.81	1.31 % (4,835.90)	Aaa / AA+ AAA	1.50 1.49
912828TM2	US Treasury Note 0.625% Due 8/31/2017	5,300,000.00	Various 0.74 %	5,284,795.09 5,290,776.71	99.79 0.76 %	5,288,615.60 14,014.42	1.32 % (2,161.11)	Aaa / AA+ AAA	1.58 1.56
912828VQ0	US Treasury Note 1.375% Due 7/31/2018	3,750,000.00	Various 1.33 %	3,757,356.31 3,753,736.49	101.20 0.89 %	3,795,116.25 141.66	0.94 % 41,379.76	Aaa / AA+ AAA	2.50 2.46
912828WD8	US Treasury Note 1.25% Due 10/31/2018	4,350,000.00	Various 1.46 %	4,308,809.50 4,325,981.52	100.80 0.95 %	4,385,004.45 13,892.51	1.09 % 59,022.93	Aaa / AA+ AAA	2.75 2.69
912828SD3	US Treasury Note 1.25% Due 1/31/2019	5,350,000.00	Various 1.46 %	5,299,771.84 5,316,780.52	100.75 1.00 %	5,390,125.00 183.73	1.34 % 73,344.48	Aaa / AA+ AAA	3.00 2.94
912828ST8	US Treasury Note 1.25% Due 4/30/2019	5,350,000.00	Various 1.60 %	5,264,135.10 5,291,436.66	100.61 1.06 %	5,382,811.55 17,086.19	1.34 % 91,374.89	Aaa / AA+ AAA	3.25 3.17



Holdings Report

As of 1/31/16

CUSIP	Security Description	Par Value/Units	Purchase Date Book Yield	Cost Value Book Value	Mkt Price Mkt YTM	Market Value Accrued Int.	% of Port. Gain/Loss	Moody/S&P Fitch	Maturity Duration
US TREASURY									
912828UB4	US Treasury Note 1% Due 11/30/2019	5,475,000.00	Various 1.65 %	5,311,150.17 5,345,297.09	99.33 1.18 %	5,438,427.00 9,424.18	1.35 % 93,129.91	Aaa / AA+ AAA	3.83 3.74
912828UQ1	US Treasury Note 1.25% Due 2/29/2020	5,925,000.00	Various 1.56 %	5,842,603.82 5,853,029.12	100.11 1.22 %	5,931,250.88 31,334.14	1.48 % 78,221.76	Aaa / AA+ AAA	4.08 3.95
912828J84	US Treasury Note 1.375% Due 3/31/2020	3,900,000.00	Various 1.43 %	3,891,188.84 3,891,524.41	100.57 1.23 %	3,922,089.60 18,168.04	0.98 % 30,565.19	Aaa / AA+ AAA	4.17 4.02
912828VF4	US Treasury Note 1.375% Due 5/31/2020	5,925,000.00	Various 1.63 %	5,855,070.65 5,862,961.02	100.46 1.27 %	5,952,077.25 14,023.30	1.48 % 89,116.23	Aaa / AA+ AAA	4.33 4.18
912828L32	US Treasury Note 1.375% Due 8/31/2020	5,800,000.00	Various 1.38 %	5,799,699.11 5,799,699.79	100.40 1.28 %	5,823,333.40 33,740.39	1.45 % 23,633.61	Aaa / AA+ AAA	4.59 4.40
912828L99	US Treasury Note 1.375% Due 10/31/2020	6,000,000.00	11/23/2015 1.71 %	5,906,035.73 5,909,631.70	100.27 1.32 %	6,016,404.00 21,078.30	1.50 % 106,772.30	Aaa / AA+ AAA	4.75 4.57
Total US Treasury		67,725,000.00	1.33 %	67,086,608.67 67,220,580.98	1.05 %	67,894,196.98 179,930.27	16.90 % 673,616.00	Aaa / AA+ Aaa	3.25 3.16
TOTAL PORTFOLIO		400,662,731.04	1.06 %	399,697,959.15 399,781,373.52	0.88 %	401,915,007.05 864,624.33	100.00 % 2,133,633.53	Aa1 / AA+ Aaa	1.91 1.77
TOTAL MARKET VALUE PLUS ACCRUED						402,779,631.38			



Transaction Type	Settlement Date	CUSIP	Quantity	Security Description	Price	Acq/Disp Yield	Amount	Interest Pur/Sold	Total Amount	Gain/Loss
ACQUISITIONS										
Purchase	01/04/2016	60934N104	112.54	Federated Prime Value Oblig GOVT OBLIG MMF	1.000	0.11 %	112.54	0.00	112.54	0.00
Purchase	01/12/2016	60934N104	43,173.75	Federated Prime Value Oblig GOVT OBLIG MMF	1.000	0.11 %	43,173.75	0.00	43,173.75	0.00
Purchase	01/13/2016	60934N104	9,100.00	Federated Prime Value Oblig GOVT OBLIG MMF	1.000	0.11 %	9,100.00	0.00	9,100.00	0.00
Purchase	01/14/2016	60934N104	40,365.00	Federated Prime Value Oblig GOVT OBLIG MMF	1.000	0.11 %	40,365.00	0.00	40,365.00	0.00
Purchase	01/15/2016	60934N104	2,142.04	Federated Prime Value Oblig GOVT OBLIG MMF	1.000	0.11 %	2,142.04	0.00	2,142.04	0.00
Purchase	01/15/2016	60934N104	34,947.56	Federated Prime Value Oblig GOVT OBLIG MMF	1.000	0.11 %	34,947.56	0.00	34,947.56	0.00
Purchase	01/15/2016	60934N104	180,117.62	Federated Prime Value Oblig GOVT OBLIG MMF	1.000	0.11 %	180,117.62	0.00	180,117.62	0.00
Purchase	01/15/2016	60934N104	135,792.83	Federated Prime Value Oblig GOVT OBLIG MMF	1.000	0.11 %	135,792.83	0.00	135,792.83	0.00
Purchase	01/15/2016	90LAIF\$00	41,685.47	Local Agency Investment Fund State Pool	1.000	0.42 %	41,685.47	0.00	41,685.47	0.00
Purchase	01/16/2016	60934N104	29,250.00	Federated Prime Value Oblig GOVT OBLIG MMF	1.000	0.11 %	29,250.00	0.00	29,250.00	0.00
Purchase	01/19/2016	60934N104	1,129.33	Federated Prime Value Oblig GOVT OBLIG MMF	1.000	0.11 %	1,129.33	0.00	1,129.33	0.00
Purchase	01/19/2016	60934N104	2,728.50	Federated Prime Value Oblig GOVT OBLIG MMF	1.000	0.11 %	2,728.50	0.00	2,728.50	0.00
Purchase	01/19/2016	60934N104	2,370.67	Federated Prime Value Oblig GOVT OBLIG MMF	1.000	0.11 %	2,370.67	0.00	2,370.67	0.00
Purchase	01/19/2016	60934N104	1,364.67	Federated Prime Value Oblig GOVT OBLIG MMF	1.000	0.11 %	1,364.67	0.00	1,364.67	0.00
Purchase	01/20/2016	60934N104	29,812.50	Federated Prime Value Oblig GOVT OBLIG MMF	1.000	0.11 %	29,812.50	0.00	29,812.50	0.00
Purchase	01/20/2016	60934N104	99,883.15	Federated Prime Value Oblig GOVT OBLIG MMF	1.000	0.11 %	99,883.15	0.00	99,883.15	0.00
Purchase	01/21/2016	60934N104	2,699.67	Federated Prime Value Oblig GOVT OBLIG MMF	1.000	0.11 %	2,699.67	0.00	2,699.67	0.00
Purchase	01/21/2016	60934N104	187,736.98	Federated Prime Value Oblig GOVT OBLIG MMF	1.000	0.11 %	187,736.98	0.00	187,736.98	0.00
Purchase	01/21/2016	60934N104	95,288.98	Federated Prime Value Oblig GOVT OBLIG MMF	1.000	0.11 %	95,288.98	0.00	95,288.98	0.00
Purchase	01/28/2016	60934N104	16,750.00	Federated Prime Value Oblig GOVT OBLIG MMF	1.000	0.11 %	16,750.00	0.00	16,750.00	0.00



Transaction Ledger

12/31/15 Thru 1/31/16

Transaction Type	Settlement Date	CUSIP	Quantity	Security Description	Price	Acq/Disp Yield	Amount	Interest Pur/Sold	Total Amount	Gain/Loss
ACQUISITIONS										
Purchase	01/30/2016	60934N104	39,345.00	Federated Prime Value Oblig GOVT OBLIG MMF	1.000	0.11 %	39,345.00	0.00	39,345.00	0.00
Purchase	01/31/2016	60934N104	72,468.75	Federated Prime Value Oblig GOVT OBLIG MMF	1.000	0.17 %	72,468.75	0.00	72,468.75	0.00
	Subtotal		1,068,265.01				1,068,265.01	0.00	1,068,265.01	0.00
Security Contribution	01/31/2016	94975P405	16,492,675.01	Wells Fargo Adv Govt #1751 Money Market Fund	1.000		16,492,675.01	0.00	16,492,675.01	0.00
	Subtotal		16,492,675.01				16,492,675.01	0.00	16,492,675.01	0.00
TOTAL ACQUISITIONS			17,560,940.02				17,560,940.02	0.00	17,560,940.02	0.00
DISPOSITIONS										
Paydown	01/15/2016	161571GC2	0.00	Chase CHAIT Pool #2013-A8 1.01% Due 10/15/2018	100.000		0.00	2,142.04	2,142.04	0.00
Paydown	01/15/2016	477879AC4	34,753.40	John Deere Owner Trust 2013-B A3 0.87% Due 8/15/2017	100.000		34,753.40	194.16	34,947.56	0.00
Paydown	01/15/2016	47787VAC5	178,486.18	John Deere Owner Trust 2014-A A3 0.92% Due 4/16/2018	100.000		178,486.18	1,631.44	180,117.62	0.00
Paydown	01/15/2016	89231MAC9	134,934.77	Toyota Auto Receivables Owner 2014-A 0.67% Due 12/15/2017	100.000		134,934.77	858.06	135,792.83	0.00
Paydown	01/19/2016	43814HAC2	0.00	Honda Auto Receivables 2014-3 A3 0.88% Due 6/15/2018	100.000		0.00	1,129.33	1,129.33	0.00
Paydown	01/19/2016	477877AD6	0.00	John Deere Owner Trust 2014-B A3 1.07% Due 11/15/2018	100.000		0.00	2,728.50	2,728.50	0.00
Paydown	01/19/2016	89231TAB6	0.00	Toyota Auto Receivables Owner 2015-C 0.92% Due 2/15/2018	100.000		0.00	1,364.67	1,364.67	0.00
Paydown	01/19/2016	89236WAC2	0.00	Toyota Auto Receivables Owner 2015-A 1.12% Due 2/15/2019	100.000		0.00	2,370.67	2,370.67	0.00
Paydown	01/20/2016	43814GAC4	99,010.22	Honda Auto Receivables 2014-2 A3 0.77% Due 3/19/2018	100.000		99,010.22	872.93	99,883.15	0.00
Paydown	01/21/2016	43813JAC9	186,585.07	Honda Auto Receivables 2014-1 A3 0.67% Due 11/21/2017	100.000		186,585.07	1,151.91	187,736.98	0.00
Paydown	01/21/2016	43813NAC0	0.00	Honda Auto Receivables 2015-2 A3 1.04% Due 2/21/2019	100.000		0.00	2,699.67	2,699.67	0.00
Paydown	01/21/2016	43814CAC3	95,250.62	Honda Auto Receivables 2013-1 A3 0.48% Due 11/21/2016	100.000		95,250.62	38.36	95,288.98	0.00
	Subtotal		729,020.26				729,020.26	17,181.74	746,202.00	0.00



Transaction Ledger

12/31/15 Thru 1/31/16

Transaction Type	Settlement Date	CUSIP	Quantity	Security Description	Price	Acq/Disp Yield	Amount	Interest Pur/Sold	Total Amount	Gain/Loss
DISPOSITIONS										
Security Withdrawal	01/06/2016	60934N104	13,070.00	Federated Prime Value Oblig GOVT OBLIG MMF	1.000		13,070.00	0.00	13,070.00	0.00
Security Withdrawal	01/19/2016	60934N104	291.67	Federated Prime Value Oblig GOVT OBLIG MMF	1.000		291.67	0.00	291.67	0.00
	Subtotal		13,361.67				13,361.67	0.00	13,361.67	0.00
TOTAL DISPOSITIONS			742,381.93				742,381.93	17,181.74	759,563.67	0.00
OTHER TRANSACTIONS										
Interest	01/12/2016	3137EADN6	5,800,000.00	FHLMC Note 0.75% Due 1/12/2018	0.000		21,750.00	0.00	21,750.00	0.00
Interest	01/12/2016	89236TCA1	2,955,000.00	Toyota Motor Credit Corp Note 1.45% Due 1/12/2018	0.000		21,423.75	0.00	21,423.75	0.00
Interest	01/13/2016	24422ERL5	910,000.00	John Deere Capital Corp Note 2% Due 1/13/2017	0.000		9,100.00	0.00	9,100.00	0.00
Interest	01/14/2016	36962G7G3	3,510,000.00	General Electric Capital Corp Note 2.3% Due 1/14/2019	0.000		40,365.00	0.00	40,365.00	0.00
Interest	01/16/2016	40428HPH9	3,600,000.00	HSBC USA Inc Note 1.625% Due 1/16/2018	0.000		29,250.00	0.00	29,250.00	0.00
Interest	01/20/2016	3135G0E33	5,300,000.00	FNMA Note 1.125% Due 7/20/2018	0.000		29,812.50	0.00	29,812.50	0.00
Interest	01/28/2016	3137EADJ5	3,350,000.00	FHLMC Note 1% Due 7/28/2017	0.000		16,750.00	0.00	16,750.00	0.00
Interest	01/30/2016	94974BGF1	3,660,000.00	Wells Fargo Corp Note 2.15% Due 1/30/2020	0.000		39,345.00	0.00	39,345.00	0.00
Interest	01/31/2016	912828SD3	5,350,000.00	US Treasury Note 1.25% Due 1/31/2019	0.000		33,437.50	0.00	33,437.50	0.00
Interest	01/31/2016	912828TG5	5,300,000.00	US Treasury Note 0.5% Due 7/31/2017	0.000		13,250.00	0.00	13,250.00	0.00
Interest	01/31/2016	912828VQ0	3,750,000.00	US Treasury Note 1.375% Due 7/31/2018	0.000		25,781.25	0.00	25,781.25	0.00
	Subtotal		43,485,000.00				280,265.00	0.00	280,265.00	0.00
Dividend	01/04/2016	60934N104	2,165,531.17	Federated Prime Value Oblig GOVT OBLIG MMF	0.000		112.54	0.00	112.54	0.00



Transaction Ledger

12/31/15 Thru 1/31/16

Transaction Type	Settlement Date	CUSIP	Quantity	Security Description	Price	Acq/Disp Yield	Amount	Interest Pur/Sold	Total Amount	Gain/Loss
OTHER TRANSACTIONS										
Dividend	01/15/2016	90LAIF\$00	4,292,907,338.8	Local Agency Investment Fund State Pool	0.000		41,685.47	0.00	41,685.47	0.00
	Subtotal		4,295,072,870.0				41,798.01	0.00	41,798.01	0.00
			5							
TOTAL OTHER TRANSACTIONS			4,338,557,870.0				322,063.01	0.00	322,063.01	0.00
			5							



CUSIP	Security Description	Trade Date Settle Date Units	Book Value: Begin Book Value: Acq Book Value: Disp Book Value: End	Prior Accrued Inc. Received Ending Accrued Total Interest	Accr. Of Discount Amort. Of Premium Net Accret/Amort Income Earned	Unreal G/L Total Income
Fixed Income						
02665WAC5	American Honda Finance Note 2.125% Due 10/10/2018	Various Various 1,950,000.00	1,963,512.26 0.00 0.00 1,963,098.76	9,323.44 0.00 12,776.56 3,453.12	0.00 413.50 (413.50) 3,039.62	0.00 0.00 3,039.62
02665WAQ4	American Honda Finance Note 1.55% Due 12/11/2017	12/08/2014 12/11/2014 1,665,000.00	1,663,996.90 0.00 0.00 1,664,040.70	1,433.75 0.00 3,584.38 2,150.63	43.80 0.00 43.80 2,194.43	0.00 0.00 2,194.43
037833AJ9	Apple Inc Note 1% Due 05/03/2018	Various Various 3,000,000.00	2,981,211.20 0.00 0.00 2,981,894.03	4,833.33 0.00 7,333.33 2,500.00	682.83 0.00 682.83 3,182.83	0.00 0.00 3,182.83
06406HCW7	Bank of New York Callable Note Cont 8/11/2019 2.3% Due 09/11/2019	Various Various 3,625,000.00	3,633,107.53 0.00 0.00 3,632,916.71	25,475.69 0.00 32,423.60 6,947.91	5.41 196.23 (190.82) 6,757.09	0.00 0.00 6,757.09
161571GC2	Chase CHAIT Pool #2013-A8 1.01% Due 10/15/2018	Various Various 2,545,000.00	2,548,036.47 0.00 0.00 2,547,944.01	1,142.43 2,142.04 1,142.43 2,142.04	0.00 92.46 (92.46) 2,049.58	0.00 0.00 2,049.58
166764AA8	Chevron Corp Callable Note Cont 11/5/17 1.104% Due 12/05/2017	Various Various 1,550,000.00	1,543,138.01 0.00 0.00 1,543,440.16	1,235.87 0.00 2,661.87 1,426.00	323.19 21.04 302.15 1,728.15	0.00 0.00 1,728.15
166764AV2	Chevron Corp Note 1.365% Due 03/02/2018	Various Various 1,350,000.00	1,349,112.22 0.00 0.00 1,349,147.01	6,091.31 0.00 7,626.94 1,535.63	34.79 0.00 34.79 1,570.42	0.00 0.00 1,570.42
17275RAR3	Cisco Systems Note 2.125% Due 03/01/2019	Various Various 2,395,000.00	2,401,240.48 0.00 0.00 2,401,073.00	16,964.59 0.00 21,205.73 4,241.14	7.51 174.99 (167.48) 4,073.66	0.00 0.00 4,073.66
22160KAG0	Costco Wholesale Corp Note 1.75% Due 02/15/2020	02/05/2015 02/17/2015 1,565,000.00	1,563,643.24 0.00 0.00 1,563,671.17	10,346.39 0.00 12,628.68 2,282.29	27.93 0.00 27.93 2,310.22	0.00 0.00 2,310.22
24422ERL5	John Deere Capital Corp Note 2% Due 01/13/2017	09/11/2012 09/14/2012 910,000.00	918,721.26 0.00 0.00 918,006.03	8,493.33 9,100.00 910.00 1,516.67	0.00 715.23 (715.23) 801.44	0.00 0.00 801.44



CUSIP	Security Description	Trade Date Settle Date Units	Book Value: Begin Book Value: Acq Book Value: Disp Book Value: End	Prior Accrued Inc. Received Ending Accrued Total Interest	Accr. Of Discount Amort. Of Premium Net Accret/Amort Income Earned	Unreal G/L Total Income
24422ESF7	John Deere Capital Corp Note 1.95% Due 12/13/2018	12/10/2013 12/13/2013 565,000.00	564,290.19 0.00 0.00 564,310.62	550.88 0.00 1,469.00 918.12	20.43 0.00 20.43 938.55	0.00 938.55
3130A0C65	FHLB Note 0.625% Due 12/28/2016	Various Various 2,950,000.00	2,946,326.11 0.00 0.00 2,946,640.73	153.64 0.00 1,690.11 1,536.47	314.62 0.00 314.62 1,851.09	0.00 1,851.09
3130A4GJ5	FHLB Note 1.125% Due 04/25/2018	Various Various 5,335,000.00	5,336,304.99 0.00 0.00 5,336,257.12	11,003.44 0.00 16,005.00 5,001.56	44.32 92.19 (47.87) 4,953.69	0.00 4,953.69
3130A5EP0	FHLB Note 0.625% Due 05/30/2017	Various Various 5,900,000.00	5,895,274.83 0.00 0.00 5,895,559.26	3,175.35 0.00 6,248.26 3,072.91	284.43 0.00 284.43 3,357.34	0.00 3,357.34
313372YS7	FHLB Note 2.45% Due 03/30/2016	07/07/2011 07/08/2011 1,400,000.00	1,401,900.38 0.00 0.00 1,401,238.45	8,670.28 0.00 11,528.61 2,858.33	0.00 661.93 (661.93) 2,196.40	0.00 2,196.40
313373SZ6	FHLB Note 2.125% Due 06/10/2016	Various Various 2,275,000.00	2,278,190.67 0.00 0.00 2,277,576.31	2,820.05 0.00 6,848.70 4,028.65	0.00 614.36 (614.36) 3,414.29	0.00 3,414.29
313376BR5	FHLB Note 1.75% Due 12/14/2018	01/29/2014 01/30/2014 2,500,000.00	2,509,301.46 0.00 0.00 2,509,033.98	2,065.97 0.00 5,711.81 3,645.84	0.00 267.48 (267.48) 3,378.36	0.00 3,378.36
3133782N0	FHLB Note 0.875% Due 03/10/2017	03/13/2013 03/15/2013 2,300,000.00	2,304,655.07 0.00 0.00 2,304,322.56	6,205.21 0.00 7,882.29 1,677.08	0.00 332.51 (332.51) 1,344.57	0.00 1,344.57
3133787M7	FHLB Note 1.05% Due 02/27/2017	02/27/2012 02/28/2012 1,240,000.00	1,240,264.27 0.00 0.00 1,240,244.90	4,484.67 0.00 5,569.67 1,085.00	0.00 19.37 (19.37) 1,065.63	0.00 1,065.63
313378A43	FHLB Note 1.375% Due 03/09/2018	Various Various 5,285,000.00	5,293,108.57 0.00 0.00 5,292,793.58	22,608.05 0.00 28,663.78 6,055.73	394.86 709.85 (314.99) 5,740.74	0.00 5,740.74
313378WF4	FHLB Note 1.125% Due 03/10/2017	04/24/2012 04/25/2012 2,485,000.00	2,487,156.98 0.00 0.00 2,487,002.91	8,619.84 0.00 10,949.53 2,329.69	0.00 154.07 (154.07) 2,175.62	0.00 2,175.62



CUSIP	Security Description	Trade Date Settle Date Units	Book Value: Begin Book Value: Acq Book Value: Disp Book Value: End	Prior Accrued Inc. Received Ending Accrued Total Interest	Accr. Of Discount Amort. Of Premium Net Accret/Amort Income Earned	Unreal G/L Total Income
313379DD8	FHLB Note 1% Due 06/21/2017	12/27/2012 12/28/2012	1,506,036.33 0.00 0.00 1,505,687.86	416.67 0.00 1,666.67 1,250.00	0.00 348.47 (348.47) 901.53	0.00 901.53
313379VE6	FHLB Note 1.01% Due 06/19/2017	07/26/2012 07/27/2012	666,818.67 0.00 0.00 666,713.29	223.88 0.00 783.59 559.71	0.00 105.38 (105.38) 454.33	0.00 454.33
3133EAY28	FFCB Note 0.83% Due 09/21/2017	Various Various	3,117,059.90 0.00 0.00 3,116,958.38	7,181.81 0.00 9,336.35 2,154.54	0.00 101.52 (101.52) 2,053.02	0.00 2,053.02
3135G0D75	FNMA Note 1.5% Due 06/22/2020	07/17/2015 07/20/2015	5,830,184.69 0.00 0.00 5,831,509.22	2,212.50 0.00 9,587.50 7,375.00	1,324.53 0.00 1,324.53 8,699.53	0.00 8,699.53
3135G0E33	FNMA Note 1.125% Due 07/20/2018	Various Various	5,295,336.44 0.00 0.00 5,295,491.73	26,665.64 29,812.50 1,821.89 4,968.75	164.85 9.56 155.29 5,124.04	0.00 5,124.04
3135G0F73	FNMA Note 1.5% Due 11/30/2020	12/16/2015 12/17/2015	5,887,539.78 0.00 0.00 5,889,481.99	7,750.00 0.00 15,250.00 7,500.00	1,942.21 0.00 1,942.21 9,442.21	0.00 9,442.21
3135G0MZ3	FNMA Note 0.875% Due 08/28/2017	Various Various	5,284,687.46 0.00 0.00 5,285,472.07	15,844.79 0.00 19,709.38 3,864.59	871.45 86.84 784.61 4,649.20	0.00 4,649.20
3135G0RT2	FNMA Note 0.875% Due 12/20/2017	Various Various	5,344,531.61 0.00 0.00 5,344,767.39	1,430.38 0.00 5,331.42 3,901.04	235.78 0.00 235.78 4,136.82	0.00 4,136.82
3135G0WJ8	FNMA Note 0.875% Due 05/21/2018	Various Various	5,247,124.35 0.00 0.00 5,249,006.27	5,152.78 0.00 9,017.36 3,864.58	1,881.92 0.00 1,881.92 5,746.50	0.00 5,746.50
3135G0YT4	FNMA Note 1.625% Due 11/27/2018	Various Various	3,745,482.87 0.00 0.00 3,745,614.85	5,755.21 0.00 10,833.33 5,078.12	194.81 62.83 131.98 5,210.10	0.00 5,210.10
3135G0ZA4	FNMA Note 1.875% Due 02/19/2019	Various Various	3,718,119.65 0.00 0.00 3,717,629.08	25,437.50 0.00 31,218.75 5,781.25	0.00 490.57 (490.57) 5,290.68	0.00 5,290.68



CUSIP	Security Description	Trade Date Settle Date Units	Book Value: Begin Book Value: Acq Book Value: Disp Book Value: End	Prior Accrued Inc. Received Ending Accrued Total Interest	Accr. Of Discount Amort. Of Premium Net Accret/Amort Income Earned	Unreal G/L Total Income
3135G0ZE6	FNMA Note 1.75% Due 06/20/2019	Various Various 5,300,000.00	5,333,588.56 0.00 0.00 5,332,766.09	2,834.03 0.00 10,563.20 7,729.17	0.00 822.47 (822.47) 6,906.70	0.00 0.00 0.00 6,906.70
3135G0ZG1	FNMA Note 1.75% Due 09/12/2019	Various Various 5,300,000.00	5,315,385.67 0.00 0.00 5,315,032.37	28,082.64 0.00 35,811.81 7,729.17	0.00 353.30 (353.30) 7,375.87	0.00 0.00 0.00 7,375.87
3137EADG1	FHLMC Note 1.75% Due 05/30/2019	Various Various 5,275,000.00	5,297,937.35 0.00 0.00 5,297,366.21	7,949.12 0.00 15,641.84 7,692.72	17.53 588.67 (571.14) 7,121.58	0.00 0.00 0.00 7,121.58
3137EADH9	FHLMC Note 1% Due 06/29/2017	Various Various 2,600,000.00	2,600,892.67 0.00 0.00 2,600,841.89	144.45 0.00 2,311.11 2,166.66	118.35 169.13 (50.78) 2,115.88	0.00 0.00 0.00 2,115.88
3137EADJ5	FHLMC Note 1% Due 07/28/2017	Various Various 3,350,000.00	3,358,723.20 0.00 0.00 3,358,252.09	14,237.50 16,750.00 279.17 2,791.67	0.00 471.11 (471.11) 2,320.56	0.00 0.00 0.00 2,320.56
3137EADK2	FHLMC Note 1.25% Due 08/01/2019	Various Various 5,400,000.00	5,310,631.97 0.00 0.00 5,312,750.02	28,125.00 0.00 33,750.00 5,625.00	2,118.05 0.00 2,118.05 7,743.05	0.00 0.00 0.00 7,743.05
3137EADL0	FHLMC Note 1% Due 09/29/2017	Various Various 4,000,000.00	3,989,936.45 0.00 0.00 3,990,426.20	10,222.22 0.00 13,555.55 3,333.33	489.75 0.00 489.75 3,823.08	0.00 0.00 0.00 3,823.08
3137EADM8	FHLMC Note 1.25% Due 10/02/2019	Various Various 5,350,000.00	5,261,025.98 0.00 0.00 5,263,039.26	16,532.99 0.00 22,105.90 5,572.91	2,013.28 0.00 2,013.28 7,586.19	0.00 0.00 0.00 7,586.19
3137EADN6	FHLMC Note 0.75% Due 01/12/2018	07/28/2015 07/29/2015 5,800,000.00	5,777,844.61 0.00 0.00 5,778,770.24	20,420.83 21,750.00 2,295.83 3,625.00	925.63 0.00 925.63 4,550.63	0.00 0.00 0.00 4,550.63
3137EADP1	FHLMC Note 0.875% Due 03/07/2018	Various Various 3,200,000.00	3,169,984.96 0.00 0.00 3,171,153.88	8,866.66 0.00 11,200.00 2,333.34	1,168.92 0.00 1,168.92 3,502.26	0.00 0.00 0.00 3,502.26
3137EADR7	FHLMC Note 1.375% Due 05/01/2020	08/26/2015 08/27/2015 2,200,000.00	2,183,365.77 0.00 0.00 2,183,691.72	5,041.67 0.00 7,562.50 2,520.83	325.95 0.00 325.95 2,846.78	0.00 0.00 0.00 2,846.78



CUSIP	Security Description	Trade Date Settle Date Units	Book Value: Begin Book Value: Acq Book Value: Disp Book Value: End	Prior Accrued Inc. Received Ending Accrued Total Interest	Accr. Of Discount Amort. Of Premium Net Accret/Amort Income Earned	Unreal G/L Total Income
36962G7G3	General Electric Capital Corp Note 2.3% Due 01/14/2019	Various Various 3,510,000.00	3,532,617.91 0.00 0.00 3,531,985.68	37,449.74 40,365.00 3,812.25 6,727.51	33.68 665.91 (632.23) 6,095.28	0.00 6,095.28
38259PAC6	Google Inc Note 2.125% Due 05/19/2016	11/15/2012 11/20/2012 1,150,000.00	1,155,924.27 0.00 0.00 1,154,603.03	2,851.04 0.00 4,887.50 2,036.46	0.00 1,321.24 (1,321.24) 715.22	0.00 715.22
40428HPH9	HSBC USA Inc Note 1.625% Due 01/16/2018	Various Various 3,600,000.00	3,591,542.88 0.00 0.00 3,591,894.31	26,812.51 29,250.00 2,437.51 4,875.00	351.43 0.00 351.43 5,226.43	0.00 5,226.43
43813JAC9	Honda Auto Receivables 2014-1 A3 0.67% Due 11/21/2017	Various Various 1,876,541.16	2,060,315.78 0.00 186,585.07 1,874,208.11	383.97 1,151.91 349.24 1,117.18	477.40 0.00 477.40 1,594.58	0.00 1,594.58
43813NAC0	Honda Auto Receivables 2015-2 A3 1.04% Due 02/21/2019	Various Various 3,115,000.00	3,111,837.58 0.00 0.00 3,111,923.06	899.89 2,699.67 899.89 2,699.67	85.48 0.00 85.48 2,785.15	0.00 2,785.15
43814CAC3	Honda Auto Receivables 2013-1 A3 0.48% Due 11/21/2016	01/16/2013 01/23/2013 651.30	95,901.92 0.00 95,250.62 651.30	12.79 38.36 0.09 25.66	0.00 0.00 0.00 25.66	0.00 25.66
43814GAC4	Honda Auto Receivables 2014-2 A3 0.77% Due 03/19/2018	05/13/2014 05/21/2014 1,261,399.39	1,360,334.36 0.00 99,010.22 1,261,333.91	378.27 872.93 350.74 845.40	9.77 0.00 9.77 855.17	0.00 855.17
43814HAC2	Honda Auto Receivables 2014-3 A3 0.88% Due 06/15/2018	08/12/2014 08/20/2014 1,540,000.00	1,539,842.78 0.00 0.00 1,539,851.47	602.31 1,129.33 602.31 1,129.33	8.69 0.00 8.69 1,138.02	0.00 1,138.02
458140AL4	Intel Corp Note 1.35% Due 12/15/2017	Various Various 2,500,000.00	2,501,874.90 0.00 0.00 2,501,793.50	1,500.00 0.00 4,312.50 2,812.50	6.04 87.44 (81.40) 2,731.10	0.00 2,731.10
459200HZ7	IBM Corp Note 1.125% Due 02/06/2018	Various Various 3,440,000.00	3,430,605.42 0.00 0.00 3,430,985.12	15,587.50 0.00 18,812.50 3,225.00	379.70 0.00 379.70 3,604.70	0.00 3,604.70
477877AD6	John Deere Owner Trust 2014-B A3 1.07% Due 11/15/2018	Various Various 3,060,000.00	3,059,938.98 0.00 0.00 3,059,941.75	1,455.20 2,728.50 1,455.20 2,728.50	32.48 29.71 2.77 2,731.27	0.00 2,731.27



CUSIP	Security Description	Trade Date Settle Date Units	Book Value: Begin Book Value: Acq Book Value: Disp Book Value: End	Prior Accrued Inc. Received Ending Accrued Total Interest	Accr. Of Discount Amort. Of Premium Net Accret/Amort Income Earned	Unreal G/L Total Income
477879AC4	John Deere Owner Trust 2013-B A3 0.87% Due 08/15/2017	08/27/2013 09/04/2013 233,059.05	267,797.45 0.00 34,753.40 233,046.68	103.55 194.16 90.12 180.73	2.63 0.00 2.63 183.36	0.00 183.36
47787VAC5	John Deere Owner Trust 2014-A A3 0.92% Due 04/16/2018	Various Various 1,949,475.13	2,128,033.97 0.00 178,486.18 1,949,537.31	870.10 1,631.44 797.12 1,558.46	18.65 29.13 (10.48) 1,547.98	0.00 1,547.98
594918BG8	Microsoft Callable Note Cont. 10/03/20 2% Due 11/03/2020	10/29/2015 11/03/2015 1,515,000.00	1,513,827.14 0.00 0.00 1,513,847.70	4,881.67 0.00 7,406.67 2,525.00	20.56 0.00 20.56 2,545.56	0.00 2,545.56
674599CB9	Occidental Petroleum Note 1.75% Due 02/15/2017	Various Various 3,325,000.00	3,346,590.99 0.00 0.00 3,344,962.47	21,981.94 0.00 26,830.90 4,848.96	0.00 1,628.52 (1,628.52) 3,220.44	0.00 3,220.44
68389XAN5	Oracle Corp Note 1.2% Due 10/15/2017	Various Various 2,375,000.00	2,364,952.92 0.00 0.00 2,365,429.89	6,016.66 0.00 8,391.66 2,375.00	476.97 0.00 476.97 2,851.97	0.00 2,851.97
69371RK54	Paccar Financial Corp Note 1.6% Due 03/15/2017	03/10/2015 03/13/2015 830,000.00	835,095.21 0.00 0.00 834,735.42	3,910.22 0.00 5,016.89 1,106.67	0.00 359.79 (359.79) 746.88	0.00 746.88
713448CR7	PepsiCo Inc Note 1.25% Due 04/30/2018	Various Various 2,520,000.00	2,518,074.96 0.00 0.00 2,518,145.18	5,337.50 0.00 7,962.50 2,625.00	70.22 0.00 70.22 2,695.22	0.00 2,695.22
717081DJ9	Pfizer Inc. Note 1.1% Due 05/15/2017	05/12/2014 05/15/2014 685,000.00	684,725.00 0.00 0.00 684,742.05	962.81 0.00 1,590.72 627.91	17.05 0.00 17.05 644.96	0.00 644.96
74005PBH6	Praxair Note 1.25% Due 11/07/2018	Various Various 2,990,000.00	2,957,144.99 0.00 0.00 2,958,123.39	5,606.25 0.00 8,720.84 3,114.59	978.40 0.00 978.40 4,092.99	0.00 4,092.99
747525AD5	Qualcomm Inc Note 2.25% Due 05/20/2020	Various Various 3,675,000.00	3,644,879.15 0.00 0.00 3,645,462.39	9,417.18 0.00 16,307.82 6,890.64	583.24 0.00 583.24 7,473.88	0.00 7,473.88
808513AK1	Charles Schwab Corp Callable Note Cont 2/10/2018 1.5% Due 03/10/2018	Various Various 3,635,000.00	3,640,460.99 0.00 0.00 3,640,249.13	16,811.88 0.00 21,355.63 4,543.75	3.71 215.57 (211.86) 4,331.89	0.00 4,331.89



CUSIP	Security Description	Trade Date Settle Date Units	Book Value: Begin Book Value: Acq Book Value: Disp Book Value: End	Prior Accrued Inc. Received Ending Accrued Total Interest	Accr. Of Discount Amort. Of Premium Net Accret/Amort Income Earned	Unreal G/L Total Income
880591EQ1	Tennessee Valley Authority Note 1.75% Due 10/15/2018	Various Various 3,775,000.00	3,791,603.41 0.00 0.00 3,791,097.80	13,946.53 0.00 19,451.73 5,505.20	0.00 505.61 (505.61) 4,999.59	0.00 0.00 0.00 4,999.59
89231MAC9	Toyota Auto Receivables Owner 2014-A 0.67% Due 12/15/2017	Various Various 1,401,877.73	1,536,563.08 0.00 134,934.77 1,401,668.68	457.63 858.06 417.45 817.88	40.37 0.00 40.37 858.25	0.00 0.00 0.00 858.25
89231TAB6	Toyota Auto Receivables Owner 2015-C 0.92% Due 02/15/2018	08/18/2015 08/26/2015 1,780,000.00	1,779,877.15 0.00 0.00 1,779,882.06	727.82 1,364.67 727.82 1,364.67	4.91 0.00 4.91 1,369.58	0.00 0.00 0.00 1,369.58
89236TCA1	Toyota Motor Credit Corp Note 1.45% Due 01/12/2018	Various Various 2,955,000.00	2,959,370.75 0.00 0.00 2,959,188.14	20,114.52 21,423.75 2,261.40 3,570.63	25.38 207.99 (182.61) 3,388.02	0.00 0.00 0.00 3,388.02
89236WAC2	Toyota Auto Receivables Owner 2015-A 1.12% Due 02/15/2019	Various Various 2,540,000.00	2,538,360.13 0.00 0.00 2,538,425.64	1,264.35 2,370.67 1,264.35 2,370.67	65.51 0.00 65.51 2,436.18	0.00 0.00 0.00 2,436.18
91159HHE3	US Bancorp Callable Note Cont 10/15/2018 1.95% Due 11/15/2018	02/12/2014 02/18/2014 265,000.00	265,336.42 0.00 0.00 265,326.17	660.29 0.00 1,090.92 430.63	0.00 10.25 (10.25) 420.38	0.00 0.00 0.00 420.38
91159HHH6	US Bancorp Callable Note Cont 3/25/2019 2.2% Due 04/25/2019	Various Various 2,025,000.00	2,026,385.44 0.00 0.00 2,026,347.98	8,167.50 0.00 11,880.00 3,712.50	39.46 76.92 (37.46) 3,675.04	0.00 0.00 0.00 3,675.04
912828J84	US Treasury Note 1.375% Due 03/31/2020	Various Various 3,900,000.00	3,891,351.55 0.00 0.00 3,891,524.41	13,626.03 0.00 18,168.04 4,542.01	225.43 52.57 172.86 4,714.87	0.00 0.00 0.00 4,714.87
912828K66	US Treasury Note 0.5% Due 04/30/2017	06/19/2015 06/19/2015 5,300,000.00	5,293,082.71 0.00 0.00 5,293,524.85	4,513.74 0.00 6,770.60 2,256.86	442.14 0.00 442.14 2,699.00	0.00 0.00 0.00 2,699.00
912828L32	US Treasury Note 1.375% Due 08/31/2020	Various Various 5,800,000.00	5,799,694.23 0.00 0.00 5,799,699.79	26,948.49 0.00 33,740.39 6,791.90	25.72 20.16 5.56 6,797.46	0.00 0.00 0.00 6,797.46
912828L99	US Treasury Note 1.375% Due 10/31/2020	11/23/2015 11/24/2015 6,000,000.00	5,908,016.12 0.00 0.00 5,909,631.70	14,052.20 0.00 21,078.30 7,026.10	1,615.58 0.00 1,615.58 8,641.68	0.00 0.00 0.00 8,641.68



CUSIP	Security Description	Trade Date Settle Date Units	Book Value: Begin Book Value: Acq Book Value: Disp Book Value: End	Prior Accrued Inc. Received Ending Accrued Total Interest	Accr. Of Discount Amort. Of Premium Net Accret/Amort Income Earned	Unreal G/L Total Income
912828SD3	US Treasury Note 1.25% Due 01/31/2019	Various Various 5,350,000.00	5,315,840.07 0.00 0.00 5,316,780.52	27,985.73 33,437.50 183.73 5,635.50	940.45 0.00 940.45 6,575.95	0.00 6,575.95
912828ST8	US Treasury Note 1.25% Due 04/30/2019	Various Various 5,350,000.00	5,289,903.33 0.00 0.00 5,291,436.66	11,390.80 0.00 17,086.19 5,695.39	1,533.33 0.00 1,533.33 7,228.72	0.00 7,228.72
912828TG5	US Treasury Note 0.5% Due 07/31/2017	Various Various 5,300,000.00	5,285,417.64 0.00 0.00 5,286,201.10	11,089.67 13,250.00 72.81 2,233.14	783.46 0.00 783.46 3,016.60	0.00 3,016.60
912828TM2	US Treasury Note 0.625% Due 08/31/2017	Various Various 5,300,000.00	5,290,281.18 0.00 0.00 5,290,776.71	11,193.34 0.00 14,014.42 2,821.08	498.34 2.81 495.53 3,316.61	0.00 3,316.61
912828UB4	US Treasury Note 1% Due 11/30/2019	Various Various 5,475,000.00	5,342,421.00 0.00 0.00 5,345,297.09	4,786.89 0.00 9,424.18 4,637.29	2,876.09 0.00 2,876.09 7,513.38	0.00 7,513.38
912828UQ1	US Treasury Note 1.25% Due 02/29/2020	Various Various 5,925,000.00	5,851,530.73 0.00 0.00 5,853,029.12	25,026.61 0.00 31,334.14 6,307.53	1,498.39 0.00 1,498.39 7,805.92	0.00 7,805.92
912828VF4	US Treasury Note 1.375% Due 05/31/2020	Various Various 5,925,000.00	5,861,744.58 0.00 0.00 5,862,961.02	7,122.95 0.00 14,023.30 6,900.35	1,216.44 0.00 1,216.44 8,116.79	0.00 8,116.79
912828VQ0	US Treasury Note 1.375% Due 07/31/2018	Various Various 3,750,000.00	3,753,863.63 0.00 0.00 3,753,736.49	21,577.78 25,781.25 141.66 4,345.13	38.42 165.56 (127.14) 4,217.99	0.00 4,217.99
912828WD8	US Treasury Note 1.25% Due 10/31/2018	Various Various 4,350,000.00	4,325,239.19 0.00 0.00 4,325,981.52	9,261.68 0.00 13,892.51 4,630.83	742.33 0.00 742.33 5,373.16	0.00 5,373.16
913017BU2	United Tech Corp Note 1.8% Due 06/01/2017	Various Various 3,120,000.00	3,151,999.92 0.00 0.00 3,150,081.16	4,680.00 0.00 9,360.00 4,680.00	1.75 1,920.51 (1,918.76) 2,761.24	0.00 2,761.24
931142DF7	Wal-Mart Stores Note 1.125% Due 04/11/2018	04/04/2013 04/11/2013 1,045,000.00	1,044,562.47 0.00 0.00 1,044,578.80	2,612.50 0.00 3,592.19 979.69	16.33 0.00 16.33 996.02	0.00 996.02



CUSIP	Security Description	Trade Date Settle Date Units	Book Value: Begin Book Value: Acq Book Value: Disp Book Value: End	Prior Accrued Inc. Received Ending Accrued Total Interest	Accr. Of Discount Amort. Of Premium Net Accret/Amort Income Earned	Unreal G/L Total Income
94974BGF1	Wells Fargo Corp Note 2.15% Due 01/30/2020	Various Various 3,660,000.00	3,645,499.80 0.00 0.00 3,645,801.48	33,006.09 39,345.00 218.58 6,557.49	301.68 0.00 301.68 6,859.17	0.00 6,859.17
			285,354,996.11	834,271.90	32,464.74	
			0.00	297,446.74	15,374.75	
			729,020.26	847,078.74	17,089.99	0.00
TOTAL Fixed Income		285,523,003.76	284,643,065.84	310,253.58	327,343.57	327,343.57
Cash & Equivalent						
06538BBR3	Bank of Tokyo Mitsubishi NY Discount CP 0.39% Due 02/25/2016	10/27/2015 10/28/2015 5,460,000.00	5,456,746.75 0.00 0.00 5,458,580.40	0.00 0.00 0.00 0.00	1,833.65 0.00 1,833.65 1,833.65	0.00 1,833.65
60934N104	Federated Prime Value Oblig GOVT OBLIG MMF	Various Various 3,178,749.04	2,165,531.17 1,026,579.54 13,361.67 3,178,749.04	0.00 112.54 0.00 112.54	0.00 0.00 0.00 112.54	0.00 112.54
94975P405	Wells Fargo Adv Govt #1751 Money Market Fund	Various Various 61,419,466.21	44,926,791.20 16,492,675.01 0.00 61,419,466.21	0.00 0.00 0.00 0.00	0.00 0.00 0.00 0.00	0.00 0.00
			52,549,069.12	0.00	1,833.65	
			17,519,254.55	112.54	0.00	
			13,361.67	0.00	1,833.65	0.00
TOTAL Cash & Equivalent		70,058,215.25	70,056,795.65	112.54	1,946.19	1,946.19
Local Agency Investment Fund						
90LAIF\$00	Local Agency Investment Fund State Pool	Various Various 45,081,512.03	45,039,826.56 41,685.47 0.00 45,081,512.03	44,451.92 41,685.47 17,545.59 14,779.14	0.00 0.00 0.00 14,779.14	0.00 14,779.14
			45,039,826.56	44,451.92	0.00	
			41,685.47	41,685.47	0.00	
			0.00	17,545.59	0.00	0.00
TOTAL Local Agency Investment Fund		45,081,512.03	45,081,512.03	14,779.14	14,779.14	14,779.14
			382,943,891.79	878,723.82	34,298.39	
			17,560,940.02	339,244.75	15,374.75	
			742,381.93	864,624.33	18,923.64	
TOTAL PORTFOLIO		400,662,731.04	399,781,373.52	325,145.26	344,068.90	0.00



Cash Flow Report

From 01/31/2016

Payment Date	Transaction Type	CUSIP	Quantity	Security Description	Principal Amount	Income	Total Amount
02/01/2016	Interest	3137EADK2	5,400,000.00	FHLMC Note 1.25% Due 8/1/2019	0.00	33,750.00	33,750.00
02/06/2016	Interest	459200HZ7	3,440,000.00	IBM Corp Note 1.125% Due 2/6/2018	0.00	19,350.00	19,350.00
02/15/2016	Interest	22160KAG0	1,565,000.00	Costco Wholesale Corp Note 1.75% Due 2/15/2020	0.00	13,693.75	13,693.75
02/15/2016	Interest	674599CB9	3,325,000.00	Occidental Petroleum Note 1.75% Due 2/15/2017	0.00	29,093.75	29,093.75
02/15/2016	Paydown	89231MAC9	1,401,877.73	Toyota Auto Receivables Owner 2014-A 0.67% Due 12/15/2017	123,073.95	782.71	123,856.66
02/15/2016	Paydown	89231TAB6	1,780,000.00	Toyota Auto Receivables Owner 2015-C 0.92% Due 2/15/2018	101,274.96	1,364.67	102,639.63
02/15/2016	Paydown	43814HAC2	1,540,000.00	Honda Auto Receivables 2014-3 A3 0.88% Due 6/15/2018	0.00	1,129.33	1,129.33
02/15/2016	Paydown	477877AD6	3,060,000.00	John Deere Owner Trust 2014-B A3 1.07% Due 11/15/2018	0.00	2,728.50	2,728.50
02/15/2016	Paydown	477879AC4	233,059.05	John Deere Owner Trust 2013-B A3 0.87% Due 8/15/2017	45,077.64	168.97	45,246.61
02/15/2016	Paydown	47787VAC5	1,949,475.13	John Deere Owner Trust 2014-A A3 0.92% Due 4/16/2018	222,514.97	1,494.60	224,009.57
02/15/2016	Paydown	89236WAC2	2,540,000.00	Toyota Auto Receivables Owner 2015-A 1.12% Due 2/15/2019	136,581.53	2,370.67	138,952.20
02/15/2016	Paydown	161571GC2	2,545,000.00	Chase CHAIT Pool #2013-A8 1.01% Due 10/15/2018	0.00	2,142.04	2,142.04
02/18/2016	Paydown	43814GAC4	1,261,399.39	Honda Auto Receivables 2014-2 A3 0.77% Due 3/19/2018	99,236.76	809.40	100,046.16
02/19/2016	Interest	3135G0ZA4	3,700,000.00	FNMA Note 1.875% Due 2/19/2019	0.00	34,687.50	34,687.50
02/21/2016	Paydown	43813JAC9	1,876,541.16	Honda Auto Receivables 2014-1 A3 0.67% Due 11/21/2017	169,665.53	1,047.73	170,713.26
02/21/2016	Paydown	43813NAC0	3,115,000.00	Honda Auto Receivables 2015-2 A3 1.04% Due 2/21/2019	116,589.71	2,699.66	119,289.37
02/25/2016	Maturity	06538BBR3	5,460,000.00	Bank of Tokyo Mitsubishi NY Discount CP 0.39% Due 2/25/2016	5,460,000.00	0.00	5,460,000.00
02/27/2016	Interest	3133787M7	1,240,000.00	FHLB Note 1.05% Due 2/27/2017	0.00	6,510.00	6,510.00
02/28/2016	Interest	3135G0MZ3	5,300,000.00	FNMA Note 0.875% Due 8/28/2017	0.00	23,187.50	23,187.50
02/29/2016	Interest	912828TM2	5,300,000.00	US Treasury Note 0.625% Due 8/31/2017	0.00	16,562.50	16,562.50



Cash Flow Report

From 01/31/2016

Payment Date	Transaction Type	CUSIP	Quantity	Security Description	Principal Amount	Income	Total Amount
02/29/2016	Interest	912828L32	5,800,000.00	US Treasury Note 1.375% Due 8/31/2020	0.00	39,875.00	39,875.00
02/29/2016	Interest	912828UQ1	5,925,000.00	US Treasury Note 1.25% Due 2/29/2020	0.00	37,031.25	37,031.25
Feb 2016					6,474,015.05	270,479.53	6,744,494.58
03/01/2016	Interest	17275RAR3	2,395,000.00	Cisco Systems Note 2.125% Due 3/1/2019	0.00	25,446.89	25,446.89
03/02/2016	Interest	166764AV2	1,350,000.00	Chevron Corp Note 1.365% Due 3/2/2018	0.00	9,213.75	9,213.75
03/07/2016	Interest	3137EADP1	3,200,000.00	FHLMC Note 0.875% Due 3/7/2018	0.00	14,000.00	14,000.00
03/09/2016	Interest	313378A43	5,285,000.00	FHLB Note 1.375% Due 3/9/2018	0.00	36,334.38	36,334.38
03/10/2016	Interest	3133782N0	2,300,000.00	FHLB Note 0.875% Due 3/10/2017	0.00	10,062.50	10,062.50
03/10/2016	Interest	313378WF4	2,485,000.00	FHLB Note 1.125% Due 3/10/2017	0.00	13,978.13	13,978.13
03/10/2016	Interest	808513AK1	3,635,000.00	Charles Schwab Corp Callable Note Cont 2/10/2018 1.5% Due 3/10/2018	0.00	27,262.50	27,262.50
03/11/2016	Interest	06406HCW7	3,625,000.00	Bank of New York Callable Note Cont 8/11/2019 2.3% Due 9/11/2019	0.00	41,687.50	41,687.50
03/12/2016	Interest	3135G0ZG1	5,300,000.00	FNMA Note 1.75% Due 9/12/2019	0.00	46,375.00	46,375.00
03/15/2016	Interest	69371RK54	830,000.00	Paccar Financial Corp Note 1.6% Due 3/15/2017	0.00	6,640.00	6,640.00
03/15/2016	Paydown	161571GC2	2,545,000.00	Chase CHAIT Pool #2013-A8 1.01% Due 10/15/2018	0.00	2,142.04	2,142.04
03/15/2016	Paydown	477879AC4	233,059.05	John Deere Owner Trust 2013-B A3 0.87% Due 8/15/2017	10,358.67	136.29	10,494.96
03/15/2016	Paydown	47787VAC5	1,949,475.13	John Deere Owner Trust 2014-A A3 0.92% Due 4/16/2018	150,922.99	1,324.00	152,246.99
03/15/2016	Paydown	43814HAC2	1,540,000.00	Honda Auto Receivables 2014-3 A3 0.88% Due 6/15/2018	102,723.78	1,129.33	103,853.11
03/15/2016	Paydown	477877AD6	3,060,000.00	John Deere Owner Trust 2014-B A3 1.07% Due 11/15/2018	0.00	2,728.50	2,728.50
03/15/2016	Paydown	89231MAC9	1,401,877.73	Toyota Auto Receivables Owner 2014-A 0.67% Due 12/15/2017	128,276.67	714.00	128,990.67
03/15/2016	Paydown	89231TAB6	1,780,000.00	Toyota Auto Receivables Owner 2015-C 0.92% Due 2/15/2018	98,785.34	1,287.02	100,072.36



Cash Flow Report

From 01/31/2016

Payment Date	Transaction Type	CUSIP	Quantity	Security Description	Principal Amount	Income	Total Amount
03/15/2016	Paydown	89236WAC2	2,540,000.00	Toyota Auto Receivables Owner 2015-A 1.12% Due 2/15/2019	133,692.25	2,243.19	135,935.44
03/18/2016	Paydown	43814GAC4	1,261,399.39	Honda Auto Receivables 2014-2 A3 0.77% Due 3/19/2018	96,529.24	745.72	97,274.96
03/21/2016	Interest	3133EAY28	3,115,000.00	FFCB Note 0.83% Due 9/21/2017	0.00	12,927.25	12,927.25
03/21/2016	Paydown	43813JAC9	1,876,541.16	Honda Auto Receivables 2014-1 A3 0.67% Due 11/21/2017	169,850.73	953.01	170,803.74
03/21/2016	Paydown	43813NAC0	3,115,000.00	Honda Auto Receivables 2015-2 A3 1.04% Due 2/21/2019	114,817.46	2,598.62	117,416.08
03/29/2016	Interest	3137EADL0	4,000,000.00	FHLMC Note 1% Due 9/29/2017	0.00	20,000.00	20,000.00
03/30/2016	Maturity	313372YS7	1,400,000.00	FHLB Note 2.45% Due 3/30/2016	1,400,000.00	17,150.00	1,417,150.00
03/31/2016	Interest	912828J84	3,900,000.00	US Treasury Note 1.375% Due 3/31/2020	0.00	26,812.50	26,812.50
Mar 2016					2,405,957.13	323,892.12	2,729,849.25
04/02/2016	Interest	3137EADM8	5,350,000.00	FHLMC Note 1.25% Due 10/2/2019	0.00	33,437.50	33,437.50
04/10/2016	Interest	02665WAC5	1,950,000.00	American Honda Finance Note 2.125% Due 10/10/2018	0.00	20,718.76	20,718.76
04/11/2016	Interest	931142DF7	1,045,000.00	Wal-Mart Stores Note 1.125% Due 4/11/2018	0.00	5,878.13	5,878.13
04/15/2016	Dividend	90LAIF\$00	7,175,425.03	Local Agency Investment Fund State Pool	0.00	2,727.72	2,727.72
04/15/2016	Interest	68389XAN5	2,375,000.00	Oracle Corp Note 1.2% Due 10/15/2017	0.00	14,250.00	14,250.00
04/15/2016	Interest	880591EQ1	3,775,000.00	Tennessee Valley Authority Note 1.75% Due 10/15/2018	0.00	33,031.25	33,031.25
04/15/2016	Paydown	89231MAC9	1,401,877.73	Toyota Auto Receivables Owner 2014-A 0.67% Due 12/15/2017	124,344.66	642.38	124,987.04
04/15/2016	Paydown	161571GC2	2,545,000.00	Chase CHAIT Pool #2013-A8 1.01% Due 10/15/2018	0.00	2,142.04	2,142.04
04/15/2016	Paydown	43814HAC2	1,540,000.00	Honda Auto Receivables 2014-3 A3 0.88% Due 6/15/2018	101,451.31	1,054.00	102,505.31
04/15/2016	Paydown	477877AD6	3,060,000.00	John Deere Owner Trust 2014-B A3 1.07% Due 11/15/2018	197,643.71	2,728.50	200,372.21
04/15/2016	Paydown	477879AC4	233,059.05	John Deere Owner Trust 2013-B A3 0.87% Due 8/15/2017	10,368.59	128.78	10,497.37
04/15/2016	Paydown	47787VAC5	1,949,475.13	John Deere Owner Trust 2014-A A3 0.92% Due 4/16/2018	146,701.27	1,208.30	147,909.57



Cash Flow Report

From 01/31/2016

Payment Date	Transaction Type	CUSIP	Quantity	Security Description	Principal Amount	Income	Total Amount
04/15/2016	Paydown	89231TAB6	1,780,000.00	Toyota Auto Receivables Owner 2015-C 0.92% Due 2/15/2018	96,293.55	1,211.29	97,504.84
04/15/2016	Paydown	89236WAC2	2,540,000.00	Toyota Auto Receivables Owner 2015-A 1.12% Due 2/15/2019	130,799.61	2,118.42	132,918.03
04/18/2016	Paydown	43814GAC4	1,261,399.39	Honda Auto Receivables 2014-2 A3 0.77% Due 3/19/2018	93,819.07	683.78	94,502.85
04/21/2016	Paydown	43813NAC0	3,115,000.00	Honda Auto Receivables 2015-2 A3 1.04% Due 2/21/2019	113,042.85	2,499.12	115,541.97
04/21/2016	Paydown	43813JAC9	1,876,541.16	Honda Auto Receivables 2014-1 A3 0.67% Due 11/21/2017	170,036.16	858.17	170,894.33
04/25/2016	Interest	3130A4GJ5	5,335,000.00	FHLB Note 1.125% Due 4/25/2018	0.00	30,009.38	30,009.38
04/25/2016	Interest	91159HHH6	2,025,000.00	US Bancorp Callable Note Cont 3/25/2019 2.2% Due 4/25/2019	0.00	22,275.00	22,275.00
04/30/2016	Interest	912828ST8	5,350,000.00	US Treasury Note 1.25% Due 4/30/2019	0.00	33,437.50	33,437.50
04/30/2016	Interest	912828WD8	4,350,000.00	US Treasury Note 1.25% Due 10/31/2018	0.00	27,187.50	27,187.50
04/30/2016	Interest	713448CR7	2,520,000.00	PepsiCo Inc Note 1.25% Due 4/30/2018	0.00	15,750.00	15,750.00
04/30/2016	Interest	912828K66	5,300,000.00	US Treasury Note 0.5% Due 4/30/2017	0.00	13,250.00	13,250.00
04/30/2016	Interest	912828L99	6,000,000.00	US Treasury Note 1.375% Due 10/31/2020	0.00	41,250.00	41,250.00
Apr 2016					1,184,500.78	308,477.52	1,492,978.30
05/01/2016	Interest	3137EADR7	2,200,000.00	FHLMC Note 1.375% Due 5/1/2020	0.00	15,125.00	15,125.00
05/03/2016	Interest	037833AJ9	3,000,000.00	Apple Inc Note 1% Due 5/3/2018	0.00	15,000.00	15,000.00
05/03/2016	Interest	594918BG8	1,515,000.00	Microsoft Callable Note Cont. 10/03/20 2% Due 11/3/2020	0.00	15,150.00	15,150.00
05/07/2016	Interest	74005PBH6	2,990,000.00	Praxair Note 1.25% Due 11/7/2018	0.00	18,687.50	18,687.50
05/15/2016	Interest	717081DJ9	685,000.00	Pfizer Inc. Note 1.1% Due 5/15/2017	0.00	3,767.50	3,767.50
05/15/2016	Interest	91159HHE3	265,000.00	US Bancorp Callable Note Cont 10/15/2018 1.95% Due 11/15/2018	0.00	2,583.75	2,583.75
05/15/2016	Paydown	89231MAC9	1,401,877.73	Toyota Auto Receivables Owner 2014-A 0.67% Due 12/15/2017	120,408.11	572.95	120,981.06
05/15/2016	Paydown	89231TAB6	1,780,000.00	Toyota Auto Receivables Owner 2015-C 0.92% Due 2/15/2018	93,799.61	1,137.46	94,937.07



Cash Flow Report

From 01/31/2016

Payment Date	Transaction Type	CUSIP	Quantity	Security Description	Principal Amount	Income	Total Amount
05/15/2016	Paydown	89236WAC2	2,540,000.00	Toyota Auto Receivables Owner 2015-A 1.12% Due 2/15/2019	127,903.63	1,996.33	129,899.96
05/15/2016	Paydown	43814HAC2	1,540,000.00	Honda Auto Receivables 2014-3 A3 0.88% Due 6/15/2018	100,134.26	979.60	101,113.86
05/15/2016	Paydown	477877AD6	3,060,000.00	John Deere Owner Trust 2014-B A3 1.07% Due 11/15/2018	192,990.92	2,552.26	195,543.18
05/15/2016	Paydown	161571GC2	2,545,000.00	Chase CHAIT Pool #2013-A8 1.01% Due 10/15/2018	0.00	2,142.04	2,142.04
05/15/2016	Paydown	477879AC4	233,059.05	John Deere Owner Trust 2013-B A3 0.87% Due 8/15/2017	10,378.52	121.26	10,499.78
05/15/2016	Paydown	47787VAC5	1,949,475.13	John Deere Owner Trust 2014-A A3 0.92% Due 4/16/2018	142,474.66	1,095.83	143,570.49
05/18/2016	Paydown	43814GAC4	1,261,399.39	Honda Auto Receivables 2014-2 A3 0.77% Due 3/19/2018	91,106.25	623.58	91,729.83
05/19/2016	Maturity	38259PAC6	1,150,000.00	Google Inc Note 2.125% Due 5/19/2016	1,150,000.00	12,218.75	1,162,218.75
05/20/2016	Interest	747525AD5	3,675,000.00	Qualcomm Inc Note 2.25% Due 5/20/2020	0.00	41,343.75	41,343.75
05/21/2016	Interest	3135G0WJ8	5,300,000.00	FNMA Note 0.875% Due 5/21/2018	0.00	23,187.50	23,187.50
05/21/2016	Paydown	43813JAC9	1,876,541.16	Honda Auto Receivables 2014-1 A3 0.67% Due 11/21/2017	170,221.79	763.23	170,985.02
05/21/2016	Paydown	43813NAC0	3,115,000.00	Honda Auto Receivables 2015-2 A3 1.04% Due 2/21/2019	111,265.90	2,401.14	113,667.04
05/27/2016	Interest	3135G0YT4	3,750,000.00	FNMA Note 1.625% Due 11/27/2018	0.00	30,468.75	30,468.75
05/30/2016	Interest	3130A5EP0	5,900,000.00	FHLB Note 0.625% Due 5/30/2017	0.00	18,437.50	18,437.50
05/30/2016	Interest	3135G0F73	6,000,000.00	FNMA Note 1.5% Due 11/30/2020	0.00	45,000.00	45,000.00
05/30/2016	Interest	3137EADG1	5,275,000.00	FHLMC Note 1.75% Due 5/30/2019	0.00	46,156.25	46,156.25
05/31/2016	Interest	912828UB4	5,475,000.00	US Treasury Note 1% Due 11/30/2019	0.00	27,375.00	27,375.00
05/31/2016	Interest	912828VF4	5,925,000.00	US Treasury Note 1.375% Due 5/31/2020	0.00	40,734.38	40,734.38
May 2016					2,310,683.65	369,621.31	2,680,304.96
06/01/2016	Interest	913017BU2	3,120,000.00	United Tech Corp Note 1.8% Due 6/1/2017	0.00	28,080.00	28,080.00
06/05/2016	Interest	166764AA8	1,550,000.00	Chevron Corp Callable Note Cont 11/5/17 1.104% Due 12/5/2017	0.00	8,556.00	8,556.00



Cash Flow Report

From 01/31/2016

Payment Date	Transaction Type	CUSIP	Quantity	Security Description	Principal Amount	Income	Total Amount
06/10/2016	Maturity	313373SZ6	2,275,000.00	FHLB Note	2,275,000.00	24,171.88	2,299,171.88
06/11/2016	Interest	02665WAQ4	1,665,000.00	American Honda Finance Note 1.55% Due 12/11/2017	0.00	12,903.75	12,903.75
06/13/2016	Interest	24422ESF7	565,000.00	John Deere Capital Corp Note 1.95% Due 12/13/2018	0.00	5,508.75	5,508.75
06/14/2016	Interest	313376BR5	2,500,000.00	FHLB Note 1.75% Due 12/14/2018	0.00	21,875.00	21,875.00
06/15/2016	Interest	458140AL4	2,500,000.00	Intel Corp Note 1.35% Due 12/15/2017	0.00	16,875.00	16,875.00
06/15/2016	Paydown	89231MAC9	1,401,877.73	Toyota Auto Receivables Owner 2014-A 0.67% Due 12/15/2017	116,467.00	505.72	116,972.72
06/15/2016	Paydown	161571GC2	2,545,000.00	Chase CHAIT Pool #2013-A8 1.01% Due 10/15/2018	0.00	2,142.04	2,142.04
06/15/2016	Paydown	43814HAC2	1,540,000.00	Honda Auto Receivables 2014-3 A3 0.88% Due 6/15/2018	98,771.46	906.17	99,677.63
06/15/2016	Paydown	477877AD6	3,060,000.00	John Deere Owner Trust 2014-B A3 1.07% Due 11/15/2018	188,330.41	2,380.19	190,710.60
06/15/2016	Paydown	477879AC4	233,059.05	John Deere Owner Trust 2013-B A3 0.87% Due 8/15/2017	10,388.46	113.73	10,502.19
06/15/2016	Paydown	47787VAC5	1,949,475.13	John Deere Owner Trust 2014-A A3 0.92% Due 4/16/2018	138,243.16	986.59	139,229.75
06/15/2016	Paydown	89231TAB6	1,780,000.00	Toyota Auto Receivables Owner 2015-C 0.92% Due 2/15/2018	91,303.51	1,065.55	92,369.06
06/15/2016	Paydown	89236WAC2	2,540,000.00	Toyota Auto Receivables Owner 2015-A 1.12% Due 2/15/2019	125,004.27	1,876.96	126,881.23
06/18/2016	Paydown	43814GAC4	1,261,399.39	Honda Auto Receivables 2014-2 A3 0.77% Due 3/19/2018	88,390.78	565.12	88,955.90
06/19/2016	Interest	313379VE6	665,000.00	FHLB Note 1.01% Due 6/19/2017	0.00	3,358.25	3,358.25
06/20/2016	Interest	3135G0RT2	5,350,000.00	FNMA Note 0.875% Due 12/20/2017	0.00	23,406.25	23,406.25
06/20/2016	Interest	3135G0ZE6	5,300,000.00	FNMA Note 1.75% Due 6/20/2019	0.00	46,375.00	46,375.00
06/21/2016	Interest	313379DD8	1,500,000.00	FHLB Note 1% Due 6/21/2017	0.00	7,500.00	7,500.00
06/21/2016	Paydown	43813JAC9	1,876,541.16	Honda Auto Receivables 2014-1 A3 0.67% Due 11/21/2017	170,407.61	668.20	171,075.81
06/21/2016	Paydown	43813NAC0	3,115,000.00	Honda Auto Receivables 2015-2 A3 1.04% Due 2/21/2019	109,486.58	2,304.71	111,791.29



Cash Flow Report

From 01/31/2016

Payment Date	Transaction Type	CUSIP	Quantity	Security Description	Principal Amount	Income	Total Amount
06/22/2016	Interest	3135G0D75	5,900,000.00	FNMA Note 1.5% Due 6/22/2020	0.00	44,250.00	44,250.00
06/28/2016	Interest	3130A0C65	2,950,000.00	FHLB Note 0.625% Due 12/28/2016	0.00	9,218.75	9,218.75
06/29/2016	Interest	3137EADH9	2,600,000.00	FHLMC Note 1% Due 6/29/2017	0.00	13,000.00	13,000.00
Jun 2016					3,411,793.24	278,593.61	3,690,386.85
07/12/2016	Interest	89236TCA1	2,955,000.00	Toyota Motor Credit Corp Note 1.45% Due 1/12/2018	0.00	21,423.75	21,423.75
07/12/2016	Interest	3137EADN6	5,800,000.00	FHLMC Note 0.75% Due 1/12/2018	0.00	21,750.00	21,750.00
07/13/2016	Interest	24422ERL5	910,000.00	John Deere Capital Corp Note 2% Due 1/13/2017	0.00	9,100.00	9,100.00
07/14/2016	Interest	36962G7G3	3,510,000.00	General Electric Capital Corp Note 2.3% Due 1/14/2019	0.00	40,365.00	40,365.00
07/15/2016	Paydown	43814HAC2	1,540,000.00	Honda Auto Receivables 2014-3 A3 0.88% Due 6/15/2018	97,361.73	833.74	98,195.47
07/15/2016	Paydown	477877AD6	3,060,000.00	John Deere Owner Trust 2014-B A3 1.07% Due 11/15/2018	183,662.18	2,212.26	185,874.44
07/15/2016	Paydown	89231MAC9	1,401,877.73	Toyota Auto Receivables Owner 2014-A 0.67% Due 12/15/2017	112,521.31	440.70	112,962.01
07/15/2016	Paydown	89231TAB6	1,780,000.00	Toyota Auto Receivables Owner 2015-C 0.92% Due 2/15/2018	88,805.24	995.55	89,800.79
07/15/2016	Paydown	89236WAC2	2,540,000.00	Toyota Auto Receivables Owner 2015-A 1.12% Due 2/15/2019	122,101.56	1,760.29	123,861.85
07/15/2016	Paydown	161571GC2	2,545,000.00	Chase CHAIT Pool #2013-A8 1.01% Due 10/15/2018	0.00	2,142.04	2,142.04
07/15/2016	Paydown	477879AC4	233,059.05	John Deere Owner Trust 2013-B A3 0.87% Due 8/15/2017	10,398.41	106.20	10,504.61
07/15/2016	Paydown	47787VAC5	1,949,475.13	John Deere Owner Trust 2014-A A3 0.92% Due 4/16/2018	134,006.75	880.61	134,887.36
07/16/2016	Interest	40428HPH9	3,600,000.00	HSBC USA Inc Note 1.625% Due 1/16/2018	0.00	29,250.00	29,250.00
07/18/2016	Paydown	43814GAC4	1,261,399.39	Honda Auto Receivables 2014-2 A3 0.77% Due 3/19/2018	85,672.66	508.40	86,181.06
07/20/2016	Interest	3135G0E33	5,300,000.00	FNMA Note 1.125% Due 7/20/2018	0.00	29,812.50	29,812.50
07/21/2016	Paydown	43813JAC9	1,876,541.16	Honda Auto Receivables 2014-1 A3 0.67% Due 11/21/2017	170,593.64	573.05	171,166.69
07/21/2016	Paydown	43813NAC0	3,115,000.00	Honda Auto Receivables 2015-2 A3 1.04% Due 2/21/2019	107,704.89	2,209.82	109,914.71



Cash Flow Report

From 01/31/2016

Payment Date	Transaction Type	CUSIP	Quantity	Security Description	Principal Amount	Income	Total Amount
07/28/2016	Interest	3137EADJ5	3,350,000.00	FHLMC Note 1% Due 7/28/2017	0.00	16,750.00	16,750.00
07/30/2016	Interest	94974BGF1	3,660,000.00	Wells Fargo Corp Note 2.15% Due 1/30/2020	0.00	39,345.00	39,345.00
07/31/2016	Interest	912828SD3	5,350,000.00	US Treasury Note 1.25% Due 1/31/2019	0.00	33,437.50	33,437.50
07/31/2016	Interest	912828TG5	5,300,000.00	US Treasury Note 0.5% Due 7/31/2017	0.00	13,250.00	13,250.00
07/31/2016	Interest	912828VQ0	3,750,000.00	US Treasury Note 1.375% Due 7/31/2018	0.00	25,781.25	25,781.25
Jul 2016					1,112,828.37	292,927.66	1,405,756.03
08/01/2016	Interest	3137EADK2	5,400,000.00	FHLMC Note 1.25% Due 8/1/2019	0.00	33,750.00	33,750.00
08/06/2016	Interest	459200HZ7	3,440,000.00	IBM Corp Note 1.125% Due 2/6/2018	0.00	19,350.00	19,350.00
08/15/2016	Interest	22160KAG0	1,565,000.00	Costco Wholesale Corp Note 1.75% Due 2/15/2020	0.00	13,693.75	13,693.75
08/15/2016	Interest	674599CB9	3,325,000.00	Occidental Petroleum Note 1.75% Due 2/15/2017	0.00	29,093.75	29,093.75
08/15/2016	Paydown	89231MAC9	1,401,877.73	Toyota Auto Receivables Owner 2014-A 0.67% Due 12/15/2017	108,571.08	377.87	108,948.95
08/15/2016	Paydown	161571GC2	2,545,000.00	Chase CHAIT Pool #2013-A8 1.01% Due 10/15/2018	0.00	2,142.04	2,142.04
08/15/2016	Paydown	43814HAC2	1,540,000.00	Honda Auto Receivables 2014-3 A3 0.88% Due 6/15/2018	95,903.87	762.34	96,666.21
08/15/2016	Paydown	477877AD6	3,060,000.00	John Deere Owner Trust 2014-B A3 1.07% Due 11/15/2018	178,986.23	2,048.49	181,034.72
08/15/2016	Paydown	477879AC4	233,059.05	John Deere Owner Trust 2013-B A3 0.87% Due 8/15/2017	10,408.36	98.66	10,507.02
08/15/2016	Paydown	47787VAC5	1,949,475.13	John Deere Owner Trust 2014-A A3 0.92% Due 4/16/2018	129,765.44	777.87	130,543.31
08/15/2016	Paydown	89231TAB6	1,780,000.00	Toyota Auto Receivables Owner 2015-C 0.92% Due 2/15/2018	86,304.79	927.47	87,232.26
08/15/2016	Paydown	89236WAC2	2,540,000.00	Toyota Auto Receivables Owner 2015-A 1.12% Due 2/15/2019	119,195.50	1,646.32	120,841.82
08/18/2016	Paydown	43814GAC4	1,261,399.39	Honda Auto Receivables 2014-2 A3 0.77% Due 3/19/2018	82,951.88	453.43	83,405.31
08/19/2016	Interest	3135G0ZA4	3,700,000.00	FNMA Note 1.875% Due 2/19/2019	0.00	34,687.50	34,687.50
08/21/2016	Paydown	43813JAC9	1,876,541.16	Honda Auto Receivables 2014-1 A3 0.67% Due 11/21/2017	170,779.86	477.81	171,257.67



Cash Flow Report

From 01/31/2016

Payment Date	Transaction Type	CUSIP	Quantity	Security Description	Principal Amount	Income	Total Amount
08/21/2016	Paydown	43813NAC0	3,115,000.00	Honda Auto Receivables 2015-2 A3 1.04% Due 2/21/2019	105,920.82	2,116.48	108,037.30
08/27/2016	Interest	3133787M7	1,240,000.00	FHLB Note 1.05% Due 2/27/2017	0.00	6,510.00	6,510.00
08/28/2016	Interest	3135G0MZ3	5,300,000.00	FNMA Note 0.875% Due 8/28/2017	0.00	23,187.50	23,187.50
08/31/2016	Interest	912828TM2	5,300,000.00	US Treasury Note 0.625% Due 8/31/2017	0.00	16,562.50	16,562.50
08/31/2016	Interest	912828L32	5,800,000.00	US Treasury Note 1.375% Due 8/31/2020	0.00	39,875.00	39,875.00
08/31/2016	Interest	912828UQ1	5,925,000.00	US Treasury Note 1.25% Due 2/29/2020	0.00	37,031.25	37,031.25
Aug 2016					1,088,787.83	265,570.03	1,354,357.86
09/01/2016	Interest	17275RAR3	2,395,000.00	Cisco Systems Note 2.125% Due 3/1/2019	0.00	25,446.89	25,446.89
09/02/2016	Interest	166764AV2	1,350,000.00	Chevron Corp Note 1.365% Due 3/2/2018	0.00	9,213.75	9,213.75
09/07/2016	Interest	3137EADP1	3,200,000.00	FHLMC Note 0.875% Due 3/7/2018	0.00	14,000.00	14,000.00
09/09/2016	Interest	313378A43	5,285,000.00	FHLB Note 1.375% Due 3/9/2018	0.00	36,334.38	36,334.38
09/10/2016	Interest	3133782N0	2,300,000.00	FHLB Note 0.875% Due 3/10/2017	0.00	10,062.50	10,062.50
09/10/2016	Interest	313378WF4	2,485,000.00	FHLB Note 1.125% Due 3/10/2017	0.00	13,978.13	13,978.13
09/10/2016	Interest	808513AK1	3,635,000.00	Charles Schwab Corp Callable Note Cont 2/10/2018 1.5% Due 3/10/2018	0.00	27,262.50	27,262.50
09/11/2016	Interest	06406HCW7	3,625,000.00	Bank of New York Callable Note Cont 8/11/2019 2.3% Due 9/11/2019	0.00	41,687.50	41,687.50
09/12/2016	Interest	3135G0ZG1	5,300,000.00	FNMA Note 1.75% Due 9/12/2019	0.00	46,375.00	46,375.00
09/15/2016	Interest	69371RK54	830,000.00	Paccar Financial Corp Note 1.6% Due 3/15/2017	0.00	6,640.00	6,640.00
09/15/2016	Paydown	161571GC2	2,545,000.00	Chase CHAIT Pool #2013-A8 1.01% Due 10/15/2018	0.00	2,142.04	2,142.04
09/15/2016	Paydown	477879AC4	233,059.05	John Deere Owner Trust 2013-B A3 0.87% Due 8/15/2017	10,418.32	91.12	10,509.44
09/15/2016	Paydown	47787VAC5	1,949,475.13	John Deere Owner Trust 2014-A A3 0.92% Due 4/16/2018	125,519.21	678.39	126,197.60



Cash Flow Report

From 01/31/2016

Payment Date	Transaction Type	CUSIP	Quantity	Security Description	Principal Amount	Income	Total Amount
09/15/2016	Paydown	43814HAC2	1,540,000.00	Honda Auto Receivables 2014-3 A3 0.88% Due 6/15/2018	94,396.61	692.01	95,088.62
09/15/2016	Paydown	477877AD6	3,060,000.00	John Deere Owner Trust 2014-B A3 1.07% Due 11/15/2018	174,302.52	1,888.90	176,191.42
09/15/2016	Paydown	89231MAC9	1,401,877.73	Toyota Auto Receivables Owner 2014-A 0.67% Due 12/15/2017	104,616.25	317.26	104,933.51
09/15/2016	Paydown	89231TAB6	1,780,000.00	Toyota Auto Receivables Owner 2015-C 0.92% Due 2/15/2018	83,802.19	861.30	84,663.49
09/15/2016	Paydown	89236WAC2	2,540,000.00	Toyota Auto Receivables Owner 2015-A 1.12% Due 2/15/2019	116,286.05	1,535.07	117,821.12
09/18/2016	Paydown	43814GAC4	1,261,399.39	Honda Auto Receivables 2014-2 A3 0.77% Due 3/19/2018	80,228.45	400.20	80,628.65
09/21/2016	Interest	3133EAY28	3,115,000.00	FFCB Note 0.83% Due 9/21/2017	0.00	12,927.25	12,927.25
09/21/2016	Paydown	43813JAC9	1,876,541.16	Honda Auto Receivables 2014-1 A3 0.67% Due 11/21/2017	170,966.30	382.45	171,348.75
09/21/2016	Paydown	43813NAC0	3,115,000.00	Honda Auto Receivables 2015-2 A3 1.04% Due 2/21/2019	104,134.38	2,024.68	106,159.06
09/29/2016	Interest	3137EADL0	4,000,000.00	FHLMC Note 1% Due 9/29/2017	0.00	20,000.00	20,000.00
09/30/2016	Interest	912828J84	3,900,000.00	US Treasury Note 1.375% Due 3/31/2020	0.00	26,812.50	26,812.50
Sep 2016					1,064,670.28	301,753.82	1,366,424.10
10/02/2016	Interest	3137EADM8	5,350,000.00	FHLMC Note 1.25% Due 10/2/2019	0.00	33,437.50	33,437.50
10/10/2016	Interest	02665WAC5	1,950,000.00	American Honda Finance Note 2.125% Due 10/10/2018	0.00	20,718.76	20,718.76
10/11/2016	Interest	931142DF7	1,045,000.00	Wal-Mart Stores Note 1.125% Due 4/11/2018	0.00	5,878.13	5,878.13
10/15/2016	Interest	68389XAN5	2,375,000.00	Oracle Corp Note 1.2% Due 10/15/2017	0.00	14,250.00	14,250.00
10/15/2016	Interest	880591EQ1	3,775,000.00	Tennessee Valley Authority Note 1.75% Due 10/15/2018	0.00	33,031.25	33,031.25
10/15/2016	Paydown	89231MAC9	1,401,877.73	Toyota Auto Receivables Owner 2014-A 0.67% Due 12/15/2017	100,656.86	258.84	100,915.70
10/15/2016	Paydown	161571GC2	2,545,000.00	Chase CHAIT Pool #2013-A8 1.01% Due 10/15/2018	0.00	2,142.04	2,142.04
10/15/2016	Paydown	43814HAC2	1,540,000.00	Honda Auto Receivables 2014-3 A3 0.88% Due 6/15/2018	92,838.70	622.79	93,461.49
10/15/2016	Paydown	477877AD6	3,060,000.00	John Deere Owner Trust 2014-B A3 1.07% Due 11/15/2018	169,611.08	1,733.48	171,344.56



Cash Flow Report

From 01/31/2016

Payment Date	Transaction Type	CUSIP	Quantity	Security Description	Principal Amount	Income	Total Amount
10/15/2016	Paydown	477879AC4	233,059.05	John Deere Owner Trust 2013-B A3 0.87% Due 8/15/2017	10,428.30	83.57	10,511.87
10/15/2016	Paydown	47787VAC5	1,949,475.13	John Deere Owner Trust 2014-A A3 0.92% Due 4/16/2018	121,268.07	582.15	121,850.22
10/15/2016	Paydown	89231TAB6	1,780,000.00	Toyota Auto Receivables Owner 2015-C 0.92% Due 2/15/2018	81,297.42	797.05	82,094.47
10/15/2016	Paydown	89236WAC2	2,540,000.00	Toyota Auto Receivables Owner 2015-A 1.12% Due 2/15/2019	113,373.23	1,426.54	114,799.77
10/18/2016	Paydown	43814GAC4	1,261,399.39	Honda Auto Receivables 2014-2 A3 0.77% Due 3/19/2018	77,502.36	348.72	77,851.08
10/21/2016	Paydown	43813JAC9	1,876,541.16	Honda Auto Receivables 2014-1 A3 0.67% Due 11/21/2017	171,152.93	287.00	171,439.93
10/21/2016	Paydown	43813NAC0	3,115,000.00	Honda Auto Receivables 2015-2 A3 1.04% Due 2/21/2019	102,345.57	1,934.43	104,280.00
10/25/2016	Interest	3130A4GJ5	5,335,000.00	FHLB Note 1.125% Due 4/25/2018	0.00	30,009.38	30,009.38
10/25/2016	Interest	91159HHH6	2,025,000.00	US Bancorp Callable Note Cont 3/25/2019 2.2% Due 4/25/2019	0.00	22,275.00	22,275.00
10/30/2016	Interest	713448CR7	2,520,000.00	PepsiCo Inc Note 1.25% Due 4/30/2018	0.00	15,750.00	15,750.00
10/31/2016	Interest	912828ST8	5,350,000.00	US Treasury Note 1.25% Due 4/30/2019	0.00	33,437.50	33,437.50
10/31/2016	Interest	912828WD8	4,350,000.00	US Treasury Note 1.25% Due 10/31/2018	0.00	27,187.50	27,187.50
10/31/2016	Interest	912828K66	5,300,000.00	US Treasury Note 0.5% Due 4/30/2017	0.00	13,250.00	13,250.00
10/31/2016	Interest	912828L99	6,000,000.00	US Treasury Note 1.375% Due 10/31/2020	0.00	41,250.00	41,250.00
Oct 2016					1,040,474.52	300,691.63	1,341,166.15
11/01/2016	Interest	3137EADR7	2,200,000.00	FHLMC Note 1.375% Due 5/1/2020	0.00	15,125.00	15,125.00
11/03/2016	Interest	037833AJ9	3,000,000.00	Apple Inc Note 1% Due 5/3/2018	0.00	15,000.00	15,000.00
11/03/2016	Interest	594918BG8	1,515,000.00	Microsoft Callable Note Cont. 10/03/20 2% Due 11/3/2020	0.00	15,150.00	15,150.00
11/07/2016	Interest	74005PBH6	2,990,000.00	Praxair Note 1.25% Due 11/7/2018	0.00	18,687.50	18,687.50
11/15/2016	Interest	717081DJ9	685,000.00	Pfizer Inc. Note 1.1% Due 5/15/2017	0.00	3,767.50	3,767.50
11/15/2016	Interest	91159HHE3	265,000.00	US Bancorp Callable Note Cont 10/15/2018 1.95% Due 11/15/2018	0.00	2,583.75	2,583.75



Cash Flow Report

From 01/31/2016

Payment Date	Transaction Type	CUSIP	Quantity	Security Description	Principal Amount	Income	Total Amount
11/15/2016	Paydown	89231MAC9	1,401,877.73	Toyota Auto Receivables Owner 2014-A 0.67% Due 12/15/2017	96,692.89	202.64	96,895.53
11/15/2016	Paydown	89231TAB6	1,780,000.00	Toyota Auto Receivables Owner 2015-C 0.92% Due 2/15/2018	78,790.48	734.72	79,525.20
11/15/2016	Paydown	89236WAC2	2,540,000.00	Toyota Auto Receivables Owner 2015-A 1.12% Due 2/15/2019	110,457.02	1,320.73	111,777.75
11/15/2016	Paydown	43814HAC2	1,540,000.00	Honda Auto Receivables 2014-3 A3 0.88% Due 6/15/2018	91,228.85	554.71	91,783.56
11/15/2016	Paydown	477877AD6	3,060,000.00	John Deere Owner Trust 2014-B A3 1.07% Due 11/15/2018	164,911.88	1,582.23	166,494.11
11/15/2016	Paydown	161571GC2	2,545,000.00	Chase CHAIT Pool #2013-A8 1.01% Due 10/15/2018	105,028.96	2,142.04	107,171.00
11/15/2016	Paydown	477879AC4	233,059.05	John Deere Owner Trust 2013-B A3 0.87% Due 8/15/2017	10,438.29	76.00	10,514.29
11/15/2016	Paydown	47787VAC5	1,949,475.13	John Deere Owner Trust 2014-A A3 0.92% Due 4/16/2018	117,012.02	489.18	117,501.20
11/18/2016	Paydown	43814GAC4	1,261,399.39	Honda Auto Receivables 2014-2 A3 0.77% Due 3/19/2018	74,773.60	298.99	75,072.59
11/20/2016	Interest	747525AD5	3,675,000.00	Qualcomm Inc Note 2.25% Due 5/20/2020	0.00	41,343.75	41,343.75
11/21/2016	Interest	3135G0WJ8	5,300,000.00	FNMA Note 0.875% Due 5/21/2018	0.00	23,187.50	23,187.50
11/21/2016	Paydown	43813JAC9	1,876,541.16	Honda Auto Receivables 2014-1 A3 0.67% Due 11/21/2017	171,339.78	191.43	171,531.21
11/21/2016	Paydown	43813NAC0	3,115,000.00	Honda Auto Receivables 2015-2 A3 1.04% Due 2/21/2019	100,554.38	1,845.74	102,400.12
11/27/2016	Interest	3135G0YT4	3,750,000.00	FNMA Note 1.625% Due 11/27/2018	0.00	30,468.75	30,468.75
11/30/2016	Interest	3130A5EP0	5,900,000.00	FHLB Note 0.625% Due 5/30/2017	0.00	18,437.50	18,437.50
11/30/2016	Interest	3135G0F73	6,000,000.00	FNMA Note 1.5% Due 11/30/2020	0.00	45,000.00	45,000.00
11/30/2016	Interest	3137EADG1	5,275,000.00	FHLMC Note 1.75% Due 5/30/2019	0.00	46,156.25	46,156.25
11/30/2016	Interest	912828UB4	5,475,000.00	US Treasury Note 1% Due 11/30/2019	0.00	27,375.00	27,375.00
11/30/2016	Interest	912828VF4	5,925,000.00	US Treasury Note 1.375% Due 5/31/2020	0.00	40,734.38	40,734.38
Nov 2016					1,121,228.15	352,455.29	1,473,683.44
12/01/2016	Interest	913017BU2	3,120,000.00	United Tech Corp Note 1.8% Due 6/1/2017	0.00	28,080.00	28,080.00



Cash Flow Report

From 01/31/2016

Payment Date	Transaction Type	CUSIP	Quantity	Security Description	Principal Amount	Income	Total Amount
12/05/2016	Interest	166764AA8	1,550,000.00	Chevron Corp Callable Note Cont 11/5/17 1.104% Due 12/5/2017	0.00	8,556.00	8,556.00
12/11/2016	Interest	02665WAQ4	1,665,000.00	American Honda Finance Note 1.55% Due 12/11/2017	0.00	12,903.75	12,903.75
12/13/2016	Interest	24422ESF7	565,000.00	John Deere Capital Corp Note 1.95% Due 12/13/2018	0.00	5,508.75	5,508.75
12/14/2016	Interest	313376BR5	2,500,000.00	FHLB Note 1.75% Due 12/14/2018	0.00	21,875.00	21,875.00
12/15/2016	Interest	458140AL4	2,500,000.00	Intel Corp Note 1.35% Due 12/15/2017	0.00	16,875.00	16,875.00
12/15/2016	Paydown	89231MAC9	1,401,877.73	Toyota Auto Receivables Owner 2014-A 0.67% Due 12/15/2017	92,724.33	148.66	92,872.99
12/15/2016	Paydown	161571GC2	2,545,000.00	Chase CHAIT Pool #2013-A8 1.01% Due 10/15/2018	105,116.49	2,053.64	107,170.13
12/15/2016	Paydown	43814HAC2	1,540,000.00	Honda Auto Receivables 2014-3 A3 0.88% Due 6/15/2018	89,565.71	487.81	90,053.52
12/15/2016	Paydown	477877AD6	3,060,000.00	John Deere Owner Trust 2014-B A3 1.07% Due 11/15/2018	160,204.87	1,435.19	161,640.06
12/15/2016	Paydown	477879AC4	233,059.05	John Deere Owner Trust 2013-B A3 0.87% Due 8/15/2017	10,448.28	68.44	10,516.72
12/15/2016	Paydown	47787VAC5	1,949,475.13	John Deere Owner Trust 2014-A A3 0.92% Due 4/16/2018	112,751.03	399.47	113,150.50
12/15/2016	Paydown	89231TAB6	1,780,000.00	Toyota Auto Receivables Owner 2015-C 0.92% Due 2/15/2018	76,281.36	674.32	76,955.68
12/15/2016	Paydown	89236WAC2	2,540,000.00	Toyota Auto Receivables Owner 2015-A 1.12% Due 2/15/2019	107,537.45	1,217.63	108,755.08
12/18/2016	Paydown	43814GAC4	1,261,399.39	Honda Auto Receivables 2014-2 A3 0.77% Due 3/19/2018	72,042.18	251.01	72,293.19
12/19/2016	Interest	313379VE6	665,000.00	FHLB Note 1.01% Due 6/19/2017	0.00	3,358.25	3,358.25
12/20/2016	Interest	3135G0RT2	5,350,000.00	FNMA Note 0.875% Due 12/20/2017	0.00	23,406.25	23,406.25
12/20/2016	Interest	3135G0ZE6	5,300,000.00	FNMA Note 1.75% Due 6/20/2019	0.00	46,375.00	46,375.00
12/21/2016	Interest	313379DD8	1,500,000.00	FHLB Note 1% Due 6/21/2017	0.00	7,500.00	7,500.00
12/21/2016	Paydown	43813JAC9	1,876,541.16	Honda Auto Receivables 2014-1 A3 0.67% Due 11/21/2017	171,526.82	95.77	171,622.59
12/21/2016	Paydown	43813NAC0	3,115,000.00	Honda Auto Receivables 2015-2 A3 1.04% Due 2/21/2019	98,760.82	1,758.59	100,519.41



Cash Flow Report

From 01/31/2016

Payment Date	Transaction Type	CUSIP	Quantity	Security Description	Principal Amount	Income	Total Amount
12/22/2016	Interest	3135G0D75	5,900,000.00	FNMA Note 1.5% Due 6/22/2020	0.00	44,250.00	44,250.00
12/28/2016	Maturity	3130A0C65	2,950,000.00	FHLB Note 0.625% Due 12/28/2016	2,950,000.00	9,218.75	2,959,218.75
12/29/2016	Interest	3137EADH9	2,600,000.00	FHLMC Note 1% Due 6/29/2017	0.00	13,000.00	13,000.00
Dec 2016					4,046,959.34	249,497.28	4,296,456.62
01/12/2017	Interest	89236TCA1	2,955,000.00	Toyota Motor Credit Corp Note 1.45% Due 1/12/2018	0.00	21,423.75	21,423.75
01/12/2017	Interest	3137EADN6	5,800,000.00	FHLMC Note 0.75% Due 1/12/2018	0.00	21,750.00	21,750.00
01/13/2017	Maturity	24422ERL5	910,000.00	John Deere Capital Corp Note 2% Due 1/13/2017	910,000.00	9,100.00	919,100.00
01/14/2017	Interest	36962G7G3	3,510,000.00	General Electric Capital Corp Note 2.3% Due 1/14/2019	0.00	40,365.00	40,365.00
01/15/2017	Paydown	161571GC2	2,545,000.00	Chase CHAIT Pool #2013-A8 1.01% Due 10/15/2018	105,204.08	1,965.17	107,169.25
01/15/2017	Paydown	43814HAC2	1,540,000.00	Honda Auto Receivables 2014-3 A3 0.88% Due 6/15/2018	87,847.95	422.12	88,270.07
01/15/2017	Paydown	477877AD6	3,060,000.00	John Deere Owner Trust 2014-B A3 1.07% Due 11/15/2018	155,490.09	1,292.34	156,782.43
01/15/2017	Paydown	47787VAC5	1,949,475.13	John Deere Owner Trust 2014-A A3 0.92% Due 4/16/2018	108,485.11	313.03	108,798.14
01/15/2017	Paydown	89231MAC9	1,401,877.73	Toyota Auto Receivables Owner 2014-A 0.67% Due 12/15/2017	88,751.18	96.89	88,848.07
01/15/2017	Paydown	89231TAB6	1,780,000.00	Toyota Auto Receivables Owner 2015-C 0.92% Due 2/15/2018	73,770.08	615.83	74,385.91
01/15/2017	Paydown	477879AC4	233,059.05	John Deere Owner Trust 2013-B A3 0.87% Due 8/15/2017	10,458.29	60.86	10,519.15
01/15/2017	Paydown	89236WAC2	2,540,000.00	Toyota Auto Receivables Owner 2015-A 1.12% Due 2/15/2019	104,614.50	1,117.26	105,731.76
01/16/2017	Interest	40428HPH9	3,600,000.00	HSBC USA Inc Note 1.625% Due 1/16/2018	0.00	29,250.00	29,250.00
01/17/2017	Paydown	89231MAC9	1,401,877.73	Toyota Auto Receivables Owner 2014-A 0.67% Due 12/15/2017	84,773.43	3.16	84,776.59
01/18/2017	Paydown	43814GAC4	1,261,399.39	Honda Auto Receivables 2014-2 A3 0.77% Due 3/19/2018	69,308.09	204.79	69,512.88
01/20/2017	Interest	3135G0E33	5,300,000.00	FNMA Note 1.125% Due 7/20/2018	0.00	29,812.50	29,812.50
01/21/2017	Paydown	43813NAC0	3,115,000.00	Honda Auto Receivables 2015-2 A3 1.04% Due 2/21/2019	96,964.88	1,672.99	98,637.87



Cash Flow Report

From 01/31/2016

Payment Date	Transaction Type	CUSIP	Quantity	Security Description	Principal Amount	Income	Total Amount
01/28/2017	Interest	3137EADJ5	3,350,000.00	FHLMC Note 1% Due 7/28/2017	0.00	16,750.00	16,750.00
01/30/2017	Interest	94974BGF1	3,660,000.00	Wells Fargo Corp Note 2.15% Due 1/30/2020	0.00	39,345.00	39,345.00
Jan 2017					1,895,667.68	215,560.69	2,111,228.37
Total					27,157,566.02	3,529,520.49	30,687,086.51

Stockton Consolidated Portfolio Total Return		
	%	US \$
1 Month	0.72%	2,760,633.51
3 Month	0.45%	1,794,451.48
1 Year	0.94%	2,771,673.40
2 Year	2.27%	5,432,601.35